



HAL
open science

Current status of the Standard Model CKM fit and constraints on $\Delta F = 2$ New Physics

Jérôme Charles, O. Deschamps, S. Descotes-Genon, H. Lacker, A. Menzel, S. Monteil, V. Niess, J. Ocariz, Jean Orloff, A. Perez, et al.

► **To cite this version:**

Jérôme Charles, O. Deschamps, S. Descotes-Genon, H. Lacker, A. Menzel, et al.. Current status of the Standard Model CKM fit and constraints on $\Delta F = 2$ New Physics. *Physical Review D*, 2015, 91, pp.073007. 10.1103/PhysRevD.91.073007 . in2p3-01194543

HAL Id: in2p3-01194543

<https://hal.in2p3.fr/in2p3-01194543>

Submitted on 20 Sep 2023

HAL is a multi-disciplinary open access archive for the deposit and dissemination of scientific research documents, whether they are published or not. The documents may come from teaching and research institutions in France or abroad, or from public or private research centers.

L'archive ouverte pluridisciplinaire **HAL**, est destinée au dépôt et à la diffusion de documents scientifiques de niveau recherche, publiés ou non, émanant des établissements d'enseignement et de recherche français ou étrangers, des laboratoires publics ou privés.

Current status of the Standard Model CKM fit and constraints on $\Delta F = 2$ New Physics

The CKMfitter Group

J. Charles^a, O. Deschamps^b, S. Descotes-Genon^c, H. Lacker^d, A. Menzel^d, S. Monteil^b,
V. Niess^b, J. Ocariz^e, J. Orloff^b, A. Perez^f, W. Qian^g, V. Tisserand^g, K. Trabelsi^{h,i},
P. Urquijo^j, L. Vale Silva^c

^a*Aix Marseille Université, Université de Toulon,
CNRS, CPT UMR 7332, 13288, Marseille, France*

^b*Clermont Université, Université Blaise Pascal, CNRS/IN2P3, LPC, 63170 Aubière, Clermont-Ferrand, France*

^c*Laboratoire de Physique Théorique Bâtiment 210,
Université Paris-Sud, F-91405 Orsay Cedex, France*

(UMR 8627 du CNRS associée à l'Université Paris-Sud)

^d*Humboldt-Universität zu Berlin, Institut für Physik, Newtonstr. 15, D-12489 Berlin, Germany*

^e*Laboratoire de Physique Nucléaire et de Hautes Energies, IN2P3/CNRS,*

Université Pierre et Marie Curie Paris 6 et Université Denis Diderot Paris 7, F-75252 Paris, France

^f*Institut Pluridisciplinaire Hubert Curien, 23 rue du loess - BP28, 67037 Strasbourg cedex 2, France*

^g*Laboratoire d'Annecy-Le-Vieux de Physique des Particules 9 Chemin de Bellevue,*

BP 110, F-74941 Annecy-le-Vieux Cedex, France

(UMR 5814 du CNRS-IN2P3 associée à l'Université de Savoie)

^h*High Energy Accelerator Research Organization,*

KEK 1-1 Oho, Tsukuba, Ibaraki 305-0801 Japan

ⁱ*Ecole Polytechnique Fédérale de Lausanne (EPFL),*

Bâtiment des Sciences Physiques, CH-1015 Lausanne, Switzerland

^j*School of Physics, University of Melbourne, Victoria 3010, Australia*

(Dated: April 13, 2015)

This article summarises the status of the global fit of the CKM parameters within the Standard Model performed by the CKMfitter group. Special attention is paid to the inputs for the CKM angles α and γ and the status of $B_s \rightarrow \mu\mu$ and $B_d \rightarrow \mu\mu$ decays. We illustrate the current situation for other unitarity triangles. We also discuss the constraints on generic $\Delta F = 2$ New Physics. All results have been obtained with the CKMfitter analysis package, featuring the frequentist statistical approach and using Rfit to handle theoretical uncertainties.

PACS numbers: 12.15.Hh, 12.15.Ji, 12.60.Fr, 13.20.-v, 13.38.Dg

I. INTRODUCTION

In the Standard Model (SM), the weak charged-current transitions mix quarks of different generations, which is encoded in the unitary Cabibbo-Kobayashi-Maskawa (CKM) matrix [1, 2]. In the case of three generations of quarks, the physical content of this matrix reduces to four real parameters, among which one phase, the only source of CP violation in the SM (neglecting CP -violating effects induced by the strong-interaction θ -term or neutrino masses):

$$\lambda^2 = \frac{|V_{us}|^2}{|V_{ud}|^2 + |V_{us}|^2}, \quad A^2 \lambda^4 = \frac{|V_{cb}|^2}{|V_{ud}|^2 + |V_{us}|^2},$$

$$\bar{\rho} + i\bar{\eta} = -\frac{V_{ud}V_{ub}^*}{V_{cd}V_{cb}^*}, \quad (1)$$

One can exploit the unitarity of the CKM matrix to determine all its elements (and when needed, to obtain their Wolfenstein expansion in powers of λ) [3–5].

Extracting information on these parameters from data is a challenge for both experimentalists and theorists, since the SM depends on a large set of parameters which are not predicted within its framework, and must

be determined experimentally. An additional difficulty stems from the presence of the strong interaction binding quarks into hadrons, which is responsible for most of the theoretical uncertainties discussed when determining the CKM matrix parameters. The CKMfitter group aims at this goal by combining a large set of constraints from flavour physics, using a standard χ^2 -like frequentist approach, in addition to a specific (Rfit) scheme to treat theoretical uncertainties [5, 6] (see refs. [7–10] for alternative approaches in this context).

As will be illustrated below, the SM global fit has reached a remarkable accuracy from both the experimental and theoretical points of view. In this context, and following a long history of flavour as a probe for “New Physics” (existence of the charm quark, bounds on the top quark mass. . .), one can also use flavour observables to constrain models of New Physics (NP), either in a particular scenario or with a rather generic scope. We will follow the second avenue, providing results for generic New Physics in $\Delta F = 2$ and updating ref. [11].

The results presented here correspond to the most recent update performed by the CKMfitter collaboration, including results obtained until the CKM 2014 workshop in Vienna [6].

TABLE I. Constraints used for the global fit, and the main inputs involved (more information can be found in ref. [6]). When two errors are quoted, the first one is statistical, the second one systematic. The lattice inputs are our own averages obtained as described in the text.

CKM	Process	Observables	Theoretical inputs
$ V_{ud} $	$0^+ \rightarrow 0^+$ transitions	$ V_{ud} _{\text{nucl}} = 0.97425 \pm 0 \pm 0.00022$ [12]	Nuclear matrix elements
$ V_{us} $	$K \rightarrow \pi \ell \nu$ $K \rightarrow e \nu_e$ $K \rightarrow \mu \nu_\mu$ $\tau \rightarrow K \nu_\tau$	$ V_{us} _{\text{SL}} f_+^{K \rightarrow \pi}(0) = 0.21664 \pm 0.00048$ [13] $\mathcal{B}(K \rightarrow e \nu_e) = (1.581 \pm 0.008) \cdot 10^{-5}$ [13] $\mathcal{B}(K \rightarrow \mu \nu_\mu) = 0.6355 \pm 0.0011$ [13] $\mathcal{B}(\tau \rightarrow K \nu_\tau) = (0.6955 \pm 0.0096) \cdot 10^{-2}$ [13]	$f_+^{K \rightarrow \pi}(0) = 0.9641 \pm 0.0015 \pm 0.045$ $f_K = 155.2 \pm 0.2 \pm 0.6$ MeV
$\frac{ V_{us} }{ V_{ud} }$	$K \rightarrow \mu \nu / \pi \rightarrow \mu \nu$ $\tau \rightarrow K \nu / \tau \rightarrow \pi \nu$	$\frac{\mathcal{B}(K \rightarrow \mu \nu)}{\mathcal{B}(\pi \rightarrow \mu \nu)} = 1.3365 \pm 0.0032$ [13] $\frac{\mathcal{B}(\tau \rightarrow K \nu)}{\mathcal{B}(\tau \rightarrow \pi \nu)} = (6.43 \pm 0.09) \cdot 10^{-2}$ [13]	$f_K/f_\pi = 1.1942 \pm 0.0009 \pm 0.0030$
$ V_{cd} $	νN $D \rightarrow \mu \nu$ $D \rightarrow \pi \ell \nu$	$ V_{cd} _{\nu N} = 0.230 \pm 0.011$ [13] $\mathcal{B}(D \rightarrow \mu \nu) = (3.74 \pm 0.17) \cdot 10^{-4}$ [15] $ V_{cd} f_+^{D \rightarrow \pi}(0) = 0.148 \pm 0.004$ [14]	$f_{D_s}/f_D = 1.201 \pm 0.004 \pm 0.010$ $f_+^{D \rightarrow \pi}(0) = 0.666 \pm 0.020 \pm 0.048$
$ V_{cs} $	$W \rightarrow c \bar{s}$ $D_s \rightarrow \tau \nu$ $D_s \rightarrow \mu \nu$ $D \rightarrow K \ell \nu$	$ V_{cs} _{W \rightarrow c \bar{s}} = 0.94_{-0.26}^{+0.32} \pm 0.13$ [13] $\mathcal{B}(D_s \rightarrow \tau \nu) = (5.55 \pm 0.24) \cdot 10^{-2}$ [15] $\mathcal{B}(D_s \rightarrow \mu \nu) = (5.57 \pm 0.24) \cdot 10^{-3}$ [15] $ V_{cs} f_+^{D \rightarrow K}(0) = 0.712 \pm 0.007$ [14, 16]	$f_{D_s} = 245.3 \pm 0.5 \pm 4.5$ MeV $f_+^{D \rightarrow K}(0) = 0.747 \pm 0.011 \pm 0.034$
$ V_{ub} $	semileptonic decays $B \rightarrow \tau \nu$	$ V_{ub} _{\text{SL}} = (3.70 \pm 0.12 \pm 0.26) \cdot 10^{-3}$ [15] $\mathcal{B}(B \rightarrow \tau \nu) = (1.08 \pm 0.21) \cdot 10^{-4}$ [15, 17]	form factors, shape functions $f_{B_s}/f_B = 1.205 \pm 0.004 \pm 0.007$
$ V_{cb} $	semileptonic decays	$ V_{cb} _{\text{SL}} = (41.00 \pm 0.33 \pm 0.74) \cdot 10^{-3}$ [15]	form factors, OPE matrix elements
α	$B \rightarrow \pi \pi, \rho \pi, \rho \rho$	branching ratios, CP asymmetries	isospin symmetry
β	$B \rightarrow (c \bar{c}) K$	$\sin(2\beta)_{[c \bar{c}]} = 0.682 \pm 0.019$ [15]	
γ	$B \rightarrow D^{(*)} K^{(*)}$	inputs for the 3 methods	GGSZ, GLW, ADS methods
ϕ_s	$B_s \rightarrow J/\psi(KK, \pi\pi)$	$\phi_s = -0.015 \pm 0.035$ [15]	
$V_{tq}^* V_{tq'}$	Δm_d Δm_s $B_s \rightarrow \mu \mu$	$\Delta m_d = 0.510 \pm 0.003 \text{ ps}^{-1}$ [15] $\Delta m_s = 17.757 \pm 0.021 \text{ ps}^{-1}$ [15] $\mathcal{B}(B_s \rightarrow \mu \mu) = (2.8_{-0.6}^{+0.7}) \cdot 10^{-9}$ [18]	$\hat{B}_{B_s}/\hat{B}_{B_d} = 1.023 \pm 0.013 \pm 0.014$ $\hat{B}_{B_s} = 1.320 \pm 0.017 \pm 0.030$ $f_{B_s} = 225.6 \pm 1.1 \pm 5.4$ MeV
$V_{td}^* V_{ts}$ $V_{cd}^* V_{cs}$	ϵ_K	$ \epsilon_K = (2.228 \pm 0.011) \cdot 10^{-3}$ [13]	$\hat{B}_K = 0.7615 \pm 0.0027 \pm 0.0137$ $\kappa_\epsilon = 0.940 \pm 0.013 \pm 0.023$

II. INPUTS FOR THE SM GLOBAL FIT

A. General discussion

Not all the observables in flavour physics can be used as inputs to constrain the CKM matrix, due to limitations on our experimental and/or theoretical knowledge on these quantities. The list of inputs to the global fit is indicated in Table I: they fulfill the double requirement of a satisfying control of the attached theoretical uncertainties and a good experimental accuracy of their measurements. In addition, we only take as inputs the quantities that provide constraints on the CKM parameters $A, \lambda, \bar{\rho}, \bar{\eta}$. We will see below that not all parameters are equally relevant for the global fit.

A major source of uncertainties in flavour analyses arises from matrix elements that encode the effects of the strong interaction in the nonperturbative regime, corresponding here to decay constants, form factors and bag parameters. We rely mainly on lattice QCD simulations for the determination of these quantities, as they provide

well-established methods to compute these observables with a controlled accuracy. Some of the uncertainties have a clear statistical interpretation. Lattice simulations evaluate Green functions in a Euclidean metric expressed as path integrals using Monte Carlo methods, and their accuracy depends on the size of the sample of gauge configurations used for the computation. The remaining uncertainties are systematic: they are now dominant in most cases and they depend on the computational strategies chosen by competing lattice collaborations: discretisation methods used to describe gauge fields and fermions on a lattice, interpolating fields, parameters of the simulations, such as the size of the (finite) volumes and lattice spacings, the masses of the quarks that can be simulated, and the number of dynamical flavours included as sea quarks. These simulations must often be extrapolated to obtain physical quantities, relying in particular on effective theories such as chiral perturbation theory and heavy-quark effective theory which induce further systematics.

The combination of lattice values is a critical point of

most global analyses of the flavour physics data, even though there is no universal definition of theoretical uncertainties (and hence how to combine them). Several approaches have been proposed to perform such a combination [9, 19], and we have also proposed our own scheme, systematic, reproducible and to some extent conservative [20]. We have collected the relevant lattice calculations of the meson decay constants, as well as the B_d , B_s and K bag parameters, and the $K \rightarrow \pi$, $D \rightarrow \pi$ and $D \rightarrow K$ vector form factors at zero momentum transfer. We base our set of calculations on the latest FLAG (Flavour Lattice Averaging Group) report [19], with the addition of new results published since that report was written [6]. We perform our averages considering values from lattice simulations with different numbers of dynamical flavours ($N_f = 2, 2 + 1, 2 + 1 + 1$). Even though the different collaborations attempt at assessing the corresponding systematics in a careful way, one cannot exclude that such combinations are affected by further systematics which unfortunately cannot be assessed easily. These lattice averages are the input parameters used in the fits presented in this paper. In the specific case of decay constants, the $SU(3)$ -flavour breaking ratios f_K/f_π , f_{D_s}/f_D , f_{B_s}/f_{B_d} are better determined than the individual decay constants. We will therefore take these ratios as well as the strange-meson decay constants as reference quantities for our inputs. In the same spirit, it is more relevant to consider the predictions of the ratio $K_{\ell 2}/\pi_{\ell 2}$ of the kaon and pion leptonic partial widths, as well as $\mathcal{B}(\tau \rightarrow K\nu_\tau)/\mathcal{B}(\tau \rightarrow \pi\nu_\tau)$ instead of individual branching ratios.

There are also other sources of theoretical uncertainties. This is the case for the inclusive and exclusive determinations of $|V_{ub}|$ and $|V_{cb}|$, which involve nonperturbative inputs of different natures. We use the latest HFAG results [15] for each of these determinations and combine inclusive and exclusive determinations following the same scheme as for the combination of lattice quantities. We also need theoretical inputs for heavy up-type quark masses, namely $\bar{m}_c(\bar{m}_c) = (1.286 \pm 0.013 \pm 0.040)$ GeV and $\bar{m}_t(\bar{m}_t) = (165.95 \pm 0.35 \pm 0.64)$ GeV, as well as to the strong coupling constant $\alpha_s(M_Z) = 0.1185 \pm 0 \pm 0.0006$. We refer the reader to refs. [20–23] for a more detailed discussion of each constraint, whereas the related hadronic inputs can be found in ref. [6].

B. Specific inputs

A few specific inputs have changed recently and deserve comment.

Constraints on the CKM angle α are derived from the isospin analysis of the charmless $B^{\pm,0} \rightarrow (\pi\pi)^{\pm,0}$, $B^{\pm,0} \rightarrow (\rho\rho)^{\pm,0}$ and $B^0 \rightarrow (\rho\pi)^0$ decays. Assuming the isospin symmetry and neglecting the electroweak penguin contributions, the amplitudes of the $SU(2)$ -conjugated modes are constrained by triangular (or pentagonal) relations. The measured branching fractions and asymme-

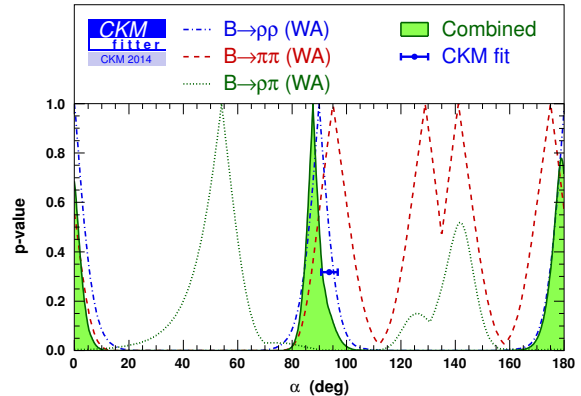


FIG. 1. Inputs for α used in the SM global fit. We show the world averages for $\pi\pi$, $\rho\pi$ and $\rho\rho$ separately.

tries in the $B^{\pm,0} \rightarrow (\pi\pi)^{\pm,0}$ and $B^{\pm,0} \rightarrow (\rho\rho)^{\pm,0}$ modes and the bilinear form factors in the Dalitz analysis of the $B^0 \rightarrow (\rho\pi)^0$ decays provide enough observables to simultaneously determine the weak phase $\beta + \gamma = \pi - \alpha$ together with the tree and penguin contributions to each mode.

The world average constraint on α is so far dominated by the $B^{\pm,0} \rightarrow (\rho\rho)^{\pm,0}$ data, thanks to the low level of the penguin contribution to these modes, conducting to the 68.3% Confidence Level (CL) intervals :

$$\alpha(B \rightarrow \rho\rho) = (89.9^{+5.4}_{-5.3})^\circ \cup (0.1^{+5.3}_{-5.4})^\circ. \quad (2)$$

The recent update of the measured branching fraction of the $B \rightarrow \pi^0\pi^0$ decay, driven by the Belle experiment [24], significantly improves the determination of α through the isospin analysis of the $B^{\pm,0} \rightarrow (\pi\pi)^{\pm,0}$ modes. The 68.3% CL intervals

$$\alpha(B \rightarrow \pi\pi) = (95.0^{+8.8}_{-7.9})^\circ \cup (175.0^{+7.9}_{-8.8})^\circ \cup (135.5 \pm 15)^\circ \quad (3)$$

are obtained. Combining the experimental data for the $\pi\pi$, $\rho\rho$ and $\rho\pi$ decay modes, the world average 68.3% CL intervals

$$\alpha_{WA} = (87.7^{+3.5}_{-3.3})^\circ \cup (179.0^{+3.7}_{-4.1})^\circ \quad (4)$$

are obtained (Fig. 1). The recent Belle update on $\mathcal{B}(B^0 \rightarrow \pi^0\pi^0)$ improves the 1σ α resolution by 0.5° with respect to the previous determination.

For the constraint on γ , we have considered recent results from B -meson decays to open-charm final states, $B \rightarrow D^{(*)}K^{(*)}$. In those decays, the interference between $b \rightarrow c\bar{u}s$ and $b \rightarrow u\bar{c}s$ tree amplitudes gives access to the weak phase γ . Several methods have been proposed, which can be grouped according to the choice of the final state. Recent results include the updated LHCb results for the charged $B \rightarrow DK$ decay, where $D \rightarrow K_S\pi^+\pi^-$, $K_S K^+ K^-$, using a 3 fb^{-1} data sample [25] and for the first time, several observables, including CP asymmetries, for the $B^0 \rightarrow DK^{*0}$ decays, where D decays in

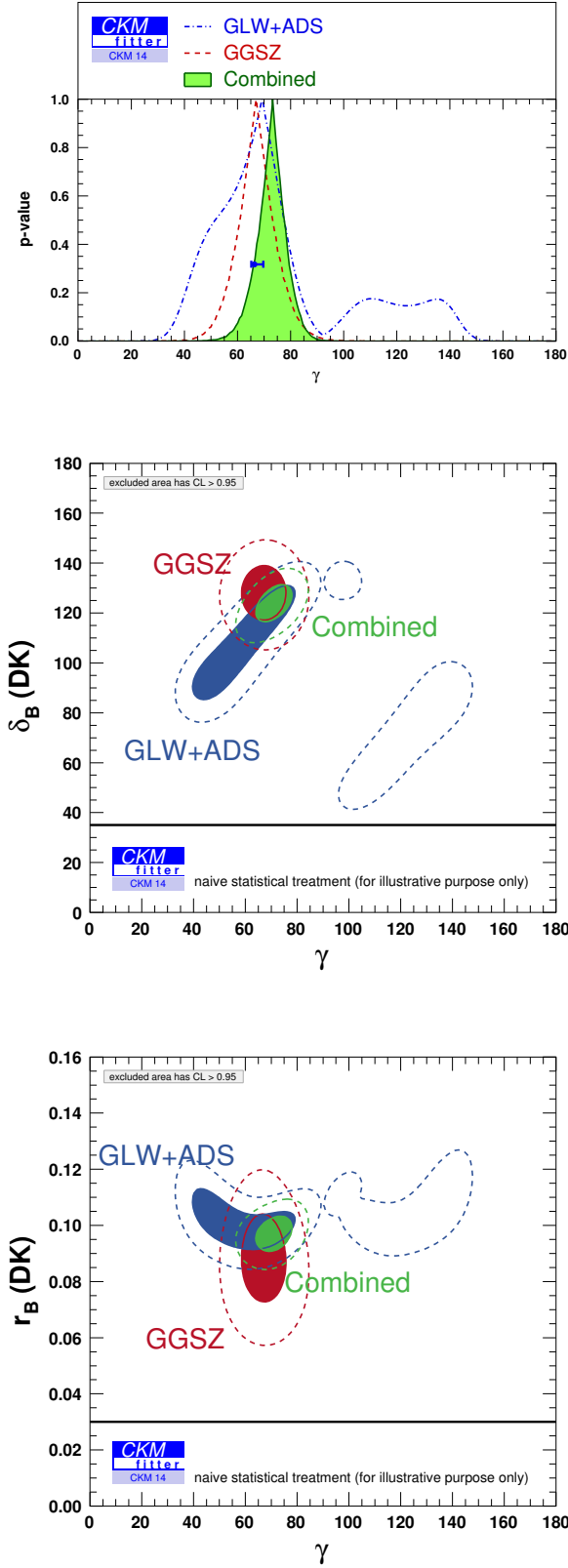


FIG. 2. Inputs for γ used in the SM global fit (top). We show the world averages for the different methods, in the (γ, δ_B) (middle) and (γ, r_B) (bottom) planes. Shaded areas (dashed lines) enclose points with $1 - p < 68.3\%$ (95.45 %).

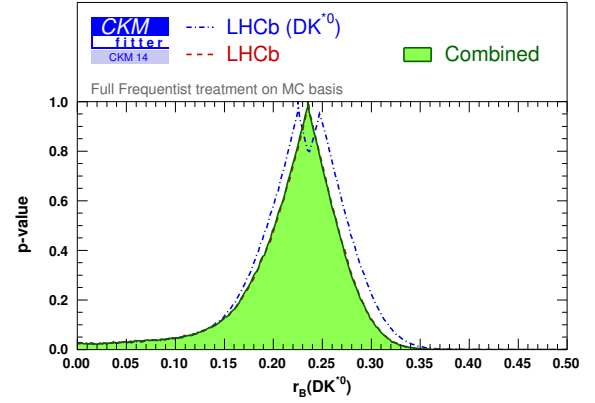


FIG. 3. Constraint obtained for the r_B parameter of the $B \rightarrow DK^{*0}$ mode. “LHCb (DK^{*0})” (dot-dashed line) includes only data from DK^{*0} whereas “LHCb” (dashed line) involves all channels (including DK^{*0}).

Parameter	Value and uncertainties
charged B	
$r_B(DK)$	$0.0970^{+0.0062}_{-0.0063}$
$\delta_B(DK)$	$(125.4^{+7.0}_{-7.8})^\circ$
$r_B(D^*K)$	$0.119^{+0.018}_{-0.019}$
$\delta_B(D^*K)$	$(-49^{+12}_{-15})^\circ$
$r_B(DK^*)$	$0.137^{+0.051}_{-0.047}$
$\delta_B(DK^*)$	$(112^{+32}_{-44})^\circ$
neutral B	
$r_B(DK^*)$	$0.236^{+0.043}_{-0.052}$
$\delta_B(DK^*)$	$(336^{+19}_{-23})^\circ \cup (200^{+10}_{-9})^\circ$

TABLE II. Confidence intervals for the main hadronic parameters obtained from the combination of the relevant BaBar, Belle and LHCb observables measured in the charged and neutral $B \rightarrow D^{(*)}K^{(*)}$ decays.

$\pi^- K^+$, $K^- K^+$ $\pi^- \pi^+$ [26]. Combining the experimental data for the decay modes, the world average 68.3% CL interval

$$\gamma_{WA} = (73.2^{+6.3}_{-7.0})^\circ \quad (5)$$

is obtained (Fig. 2), as well as the hadronic parameters (r_B , the magnitude of the ratio of the amplitudes, and δ_B , the relative strong phase between the two amplitudes) summarized in Table II. Though the impact of the observables for the neutral B decay $B \rightarrow DK^{*0}$ is small for the γ measurement itself, it is worth noticing that the corresponding r_B is now clearly measured away from 0, as $r_B(DK^{*0}) = 0.236^{+0.043}_{-0.052}$ (Fig. 3). The recent measurement of LHCb with the $B_s \rightarrow D_s K$ mode [27] has not been included in our γ average. Though very promising while using only 1 fb^{-1} , we estimate its impact on the γ error to be at the order of 0.1° .

Other quantities which have experienced recent improvement are the branching ratios $\mathcal{B}(B_q \rightarrow \mu\mu)$ with

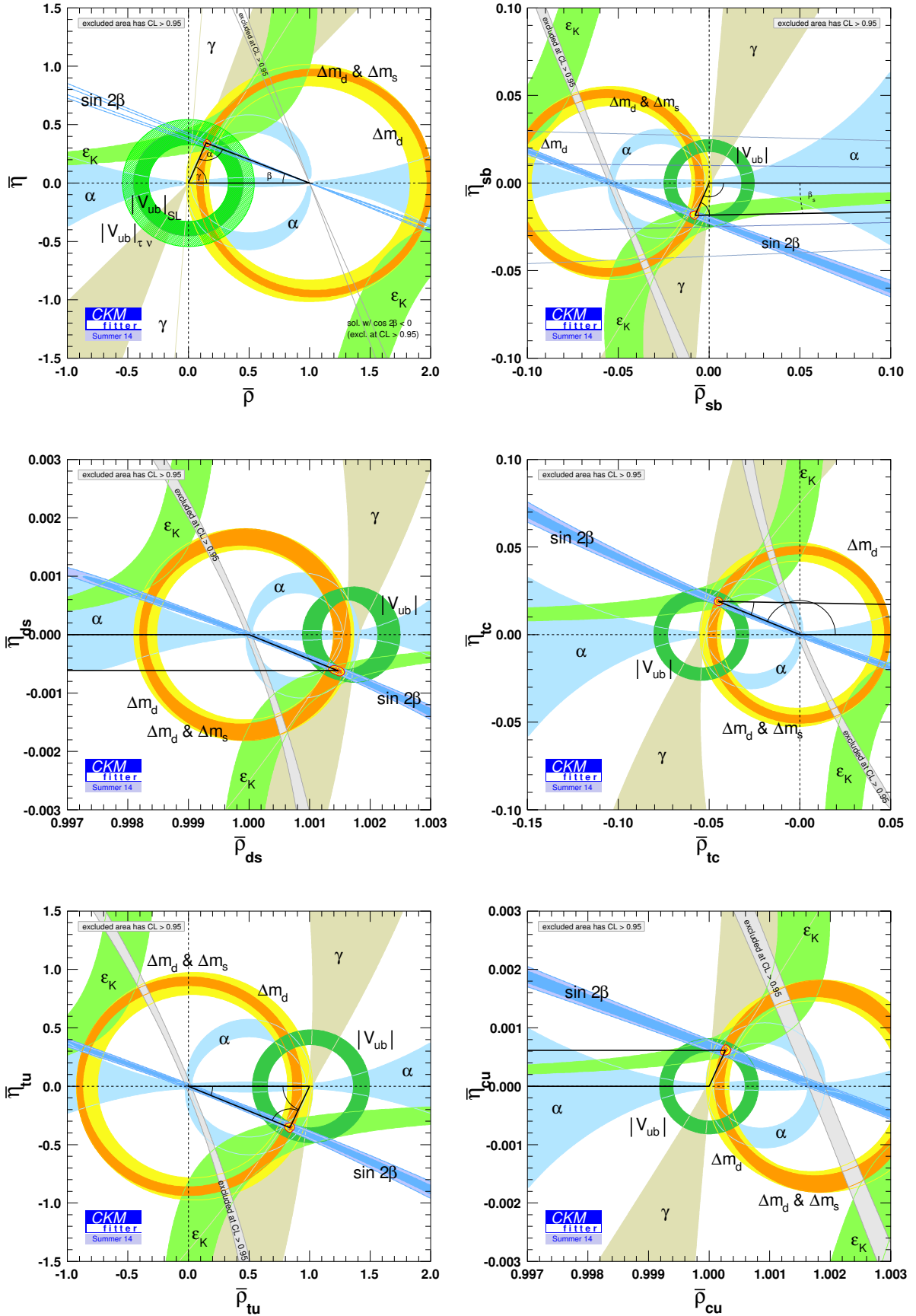


FIG. 4. Constraints on the CKM ($\bar{\rho}_M, \bar{\eta}_M$) coordinates with $M = db, sb, ds, ct, ut, uc$, from the global SM CKM-fit. Regions outside the coloured areas have $1 - p > 95.45\%$. For the combined fit the yellow area inscribed by the contour line represents points with $1 - p < 95.45\%$. The shaded area inside this region represents points with $1 - p < 68.3\%$.

$q = d, s$. $\mathcal{B}(B_s \rightarrow \mu\mu)$ have been observed and measured both by CMS and LHCb (at 4.3σ and 4.0σ respectively), leading to a rather accurate combination [18]. There are also interesting information already available on $\mathcal{B}(B_d \rightarrow \mu\mu)$, even though the threshold for evidence has not been reached yet by either of the two experiments. On the theoretical side, new computations have been performed including NLO electroweak corrections and NNLO strong corrections [28–30], settling down issues met by earlier calculations concerning the stability with respect to higher-order corrections. In our predictions, we include the residual uncertainty of 1.5% discussed in ref. [28]. We will predict the value of the dileptonic branching ratios without time integration, which would induce a further increase of $O(\Delta\Gamma_s/\Gamma_s)$, more precisely $(1 + y_s) = 1.07$ discussed in refs. [31–33].

III. RESULTS OF THE SM GLOBAL FIT

A. CKM parameters and Unitarity Triangles

The current situation of the global fit in the $(\bar{\rho}, \bar{\eta})$ plane is indicated in Fig. 4. Some comments are in order before discussing the metrology of the parameters. There exists a unique preferred region defined by the entire set of observables under consideration in the global fit. This region is represented by the yellow surface inscribed by the red contour for which the values of $\bar{\rho}$ and $\bar{\eta}$ with a p -value such that $1 - p < 95.45\%$. The goodness of the fit can be addressed in the simplified case where all the inputs uncertainties are taken as Gaussian, with a p -value found to be 66% (i.e., 0.4σ ; a more rigorous derivation of the p -value in the general case is beyond the scope of this article [34]). One obtains the following values (at 1σ) for the 4 parameters describing the CKM matrix:

$$A = 0.810_{-0.024}^{+0.018}, \quad \lambda = 0.22548_{-0.00034}^{+0.00068}, \quad (6)$$

$$\bar{\rho} = 0.145_{-0.007}^{+0.013}, \quad \bar{\eta} = 0.343_{-0.012}^{+0.011}. \quad (7)$$

The various constraints can be expressed in the unitarity triangles associated with the different mesons of interest, with angles defined independently of phase conventions:

$$\alpha_{d_1 d_2} = \arg \left[-\frac{V_{td_1} V_{td_2}^*}{V_{ud_1} V_{ud_2}^*} \right], \quad \beta_{d_1 d_2} = \arg \left[-\frac{V_{cd_1} V_{cd_2}^*}{V_{td_1} V_{td_2}^*} \right],$$

$$\gamma_{d_1 d_2} = \arg \left[-\frac{V_{ud_1} V_{ud_2}^*}{V_{cd_1} V_{cd_2}^*} \right], \quad (8)$$

and similarly for the angles in the up sector:

$$\alpha_{u_1 u_2} = \arg \left[-\frac{V_{ub} V_{ub}^*}{V_{ud} V_{ud}^*} \right], \quad \beta_{u_1 u_2} = \arg \left[-\frac{V_{us} V_{us}^*}{V_{ub} V_{ub}^*} \right],$$

$$\gamma_{u_1 u_2} = \arg \left[-\frac{V_{ud} V_{ud}^*}{V_{us} V_{us}^*} \right], \quad (9)$$

One recovers the usual ϕ_1, ϕ_2, ϕ_3 and α, β, γ (without subscripts) for the B_d Unitarity Triangle ($d_1 = d, d_2 = b$).

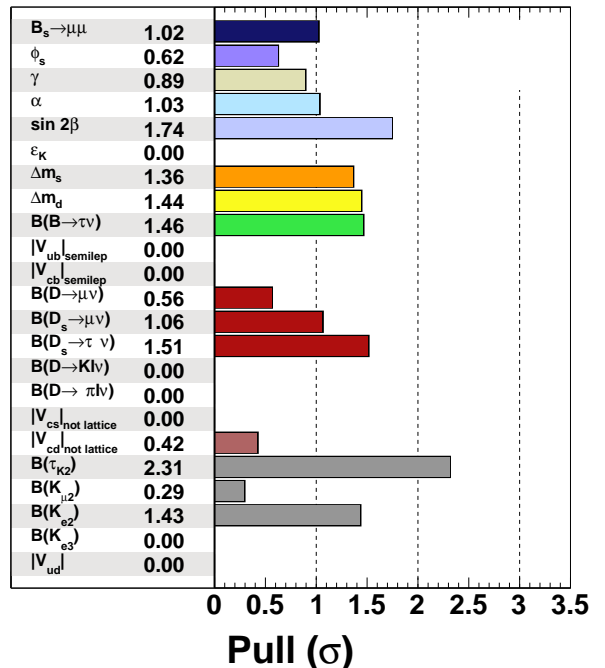


FIG. 5. Pulls for the SM global fit obtained by comparing the value of χ^2_{\min} with and without including the measurement of the quantity. Notice that the different pulls are not necessarily independent.

In the same general way the relative coordinates of the upper apex of each triangle are defined as

$$\bar{\rho}_{d_1 d_2} + i\bar{\eta}_{d_1 d_2} = -\frac{V_{ud_1} V_{ud_2}^*}{V_{cd_1} V_{cd_2}^*},$$

$$\bar{\rho}_{u_1 u_2} + i\bar{\eta}_{u_1 u_2} = -\frac{V_{u_1 d} V_{u_2 d}^*}{V_{u_1 s} V_{u_2 s}^*}, \quad (10)$$

where again $\bar{\rho} + i\bar{\eta} \equiv \bar{\rho}_{db} + i\bar{\eta}_{db}$ refer to the B_d system. In the B_s case, ϕ_s can be defined as $2\beta_{sb}$. The corresponding triangles are shown in Fig. 4, in particular the (sb) where the constraint from ϕ_s is shown (but the corresponding label is not indicated).

B. Comments and predictions

As underlined above, the overall consistency seen among the constraints allows us to perform the metrology of the CKM parameters and to give predictions for any CKM-related observable within the SM. Let us add that the existence of a $1 - p < 95.45\%$ region in the $(\bar{\rho}, \bar{\eta})$ plane is not equivalent to the statement that each individual constraint lies in the global range of $1 - p < 95.45\%$. Each comparison between the prediction issued from the fit and the corresponding measurement constitutes a null test of the SM hypothesis.

TABLE III. Comparison between prediction and measurement of some flavour observables in the SM. The first column describes the observables. The second and third columns give the measurement and the prediction from the global fit (not including the measurement of the quantity considered), respectively. The fourth column expresses the departure of the prediction to the measurement, when available.

Observable	Measurement	Prediction	Pull (σ)
Charged Leptonic Decays			
$\mathcal{B}(B^+ \rightarrow \tau^+ \nu_\tau)$	$(10.8 \pm 2.1) \cdot 10^{-5}$ [15, 17]	$(7.58^{+0.80}_{-0.59}) \cdot 10^{-5}$	1.5
$\mathcal{B}(B^+ \rightarrow \mu^+ \nu_\mu)$	$< 1.0 \cdot 10^{-6}$ [15]	$(3.64^{+0.27}_{-0.38}) \cdot 10^{-7}$	-
$\mathcal{B}(D_s^+ \rightarrow \tau^+ \nu_\tau)$	$(5.55 \pm 0.24) \cdot 10^{-2}$ [15]	$(5.19^{+0.02}_{-0.12}) \cdot 10^{-2}$	1.5
$\mathcal{B}(D_s^+ \rightarrow \mu^+ \nu_\mu)$	$(5.57 \pm 0.24) \cdot 10^{-3}$ [15]	$(5.31^{+0.02}_{-0.09}) \cdot 10^{-3}$	1.1
$\mathcal{B}(D^+ \rightarrow \mu^+ \nu_\mu)$	$(3.74 \pm 0.17) \cdot 10^{-4}$ [15]	$(3.91 \pm 0.11) \cdot 10^{-4}$	0.6
Neutral Leptonic B decays			
$\mathcal{B}(B_s^0 \rightarrow \tau^+ \tau^-)$	-	$(6.92^{+0.41}_{-0.39}) \cdot 10^{-7}$	-
$\mathcal{B}(B_s^0 \rightarrow \mu^+ \mu^-)$	$(2.8^{+0.7}_{-0.6}) \cdot 10^{-9}$ [18]	$(3.34^{+0.13}_{-0.25}) \cdot 10^{-9}$	1.0
$\mathcal{B}(B_s^0 \rightarrow e^+ e^-)$	$< 2.8 \cdot 10^{-7}$ [15]	$(7.64^{+0.46}_{-0.43}) \cdot 10^{-14}$	-
$\mathcal{B}(B_d^0 \rightarrow \tau^+ \tau^-)$	$< 4.1 \cdot 10^{-3}$ [15]	$(2.05^{+0.13}_{-0.14}) \cdot 10^{-8}$	-
$\mathcal{B}(B_d^0 \rightarrow \mu^+ \mu^-)$	$(3.6^{+1.6}_{-1.4}) \cdot 10^{-10}$ [18]	$(0.98^{+0.06}_{-0.07}) \cdot 10^{-10}$	-
$\mathcal{B}(B_d^0 \rightarrow e^+ e^-)$	$< 8.3 \cdot 10^{-9}$ [15]	$(2.29^{+0.14}_{-0.16}) \cdot 10^{-15}$	-
$B_q - \bar{B}_q$ mixing observables			
$\Delta\Gamma_s$ (ps^{-1})	0.081 ± 0.006 [15]	$0.120^{+0.043}_{-0.045}$	0.1
a_{SL}^d	$(1 \pm 20) \cdot 10^{-4}$ [15]	$(-6.5^{+1.8}_{-1.9}) \cdot 10^{-4}$	0.3
a_{SL}^s	$(-48 \pm 48) \cdot 10^{-4}$ [15]	$(0.29^{+0.08}_{-0.08}) \cdot 10^{-4}$	1.0
A_{SL}	$(-47 \pm 17) \cdot 10^{-4}$ [35]	$(-3.4^{+1.0}_{-1.1}) \cdot 10^{-4}$	2.7
$\sin(2\beta)$	0.682 ± 0.019 [15]	$0.771^{+0.017}_{-0.041}$	1.7
ϕ_s	-0.015 ± 0.035 [15]	$-0.0365^{+0.0013}_{-0.0012}$	0.6
Rare K decays			
$\mathcal{B}(K^+ \rightarrow \pi^+ \nu \bar{\nu})$	$(1.75^{+1.15}_{-1.05}) \cdot 10^{-10}$ [36]	$(0.85^{+0.13}_{-0.12}) \cdot 10^{-10}$	0.7
$\mathcal{B}(K_L \rightarrow \pi^0 \nu \bar{\nu})$	-	$(0.28^{+0.04}_{-0.05}) \cdot 10^{-10}$	-

Some of the corresponding pulls are reported in Table III and shown in Fig. 5, showing that there is no sign of discrepancy with our set of inputs. One should also notice that some of the quantities included in our fit have only a limited impact on the outcome. This is for instance the case for quantities where the measurement is compatible, but less precise than the SM prediction, like ϕ_s , $\mathcal{B}(B_s \rightarrow \mu\mu)$, or semileptonic and leptonic $D_{(s)}$ decays. In Table III, we also include observables that were not used as input constraints, either because they are not measured at a sufficient accuracy yet, e.g., $\mathcal{B}(B_d \rightarrow \ell^+ \ell^-)$, or because the control on the theoretical uncertainties remains under discussion, e.g., $\Delta\Gamma_s$. The corresponding predictions can then be directly compared with their experimental measurements (when they are available).

Before moving to specific observables and correlations, we briefly discuss the lasting discrepancy between determinations of $|V_{ub}|$ and $|V_{cb}|$ using exclusive and inclusive semileptonic decays. As indicated previously, the global SM fit is based on an average for the two matrix elements, taking into account the differences between statistic and systematic errors. In Fig. 6, we illustrate the results obtained by considering only exclusive (top)

or inclusive (bottom) determinations for both $|V_{ub}|$ and $|V_{cb}|$. As expected, the constraint from $|\epsilon_K|$ changes significantly due to the variation in $|V_{cb}|$, whereas the $|V_{ub}|$ constraint from $B \rightarrow \tau\nu$ is found in better agreement with the inclusive input than the exclusive one. An additional interesting feature in the inclusive case is the appearance of a partial ring from the combined contribution of Δm_d and Δm_s . This feature appeared already in the SM fit for Summer 2012, and can be explained by the fact that this constraint combines constraints on $|V_{td}|^2 = A^2 \lambda^6 [(1 - \bar{\rho})^2 + \bar{\eta}^2 + O(\lambda^4)]$ (yielding a ring in the $(\bar{\rho}, \bar{\eta})$ plane) and on $|V_{ts}|^2 = A^2 \lambda^4 [1 - \lambda^2 (1 - 2\bar{\rho})^2 + O(\lambda^4)]$ (cutting too large values of $\bar{\rho}$). The overall agreement between the various constraints remains excellent in both inclusive and exclusive fits, with very little variation in the global p -value at the best-fit point and the confidence interval for the four Wolfenstein parameters with respect to the global SM fit obtained from an average of inclusive and exclusive values for $|V_{ub}|$ and $|V_{cb}|$.

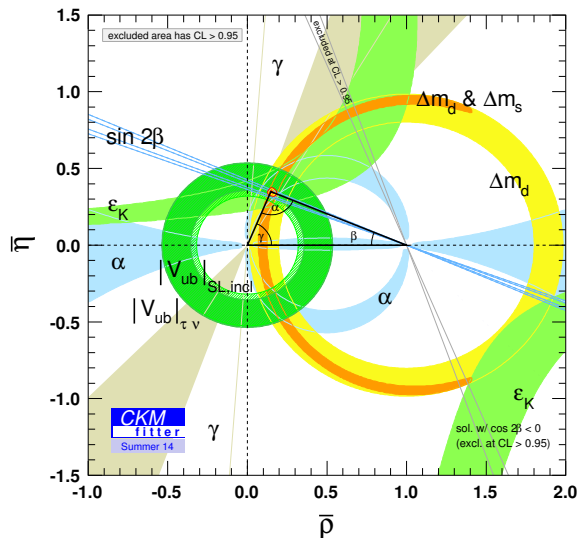
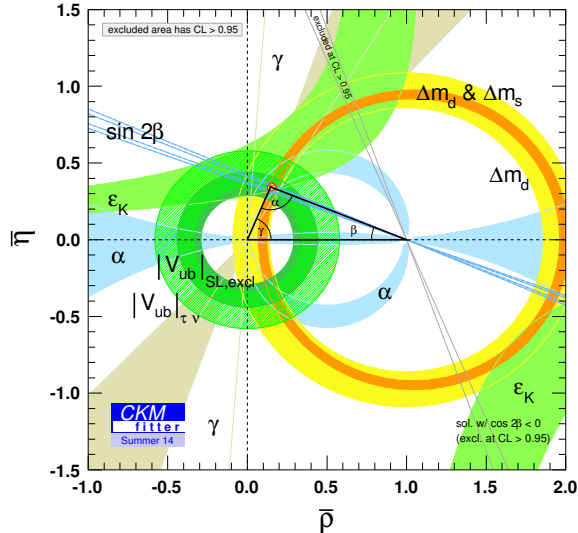


FIG. 6. Constraints on the CKM $(\bar{\rho}, \bar{\eta})$ coordinates from the global SM CKM-fit using only exclusive (top) and inclusive (bottom) determinations of $|V_{ub}|$ and $|V_{cb}|$ from semileptonic decays as inputs.

C. Specific observables and correlations

We focus now on some specific observables and their correlations. A first example is given by the two-dimensional comparison for $\mathcal{B}(B \rightarrow \tau\nu)$ and $\sin 2\beta$ in Fig. 7, showing that the discrepancy that used to affect the SM global fit [20] has now been alleviated to a large extent (remaining only at 1.6σ). As discussed in ref. [20], this discrepancy had an experimental origin, and it has been reduced thanks to the addition of new data (the remaining discrepancy is driven by the larger BaBar result

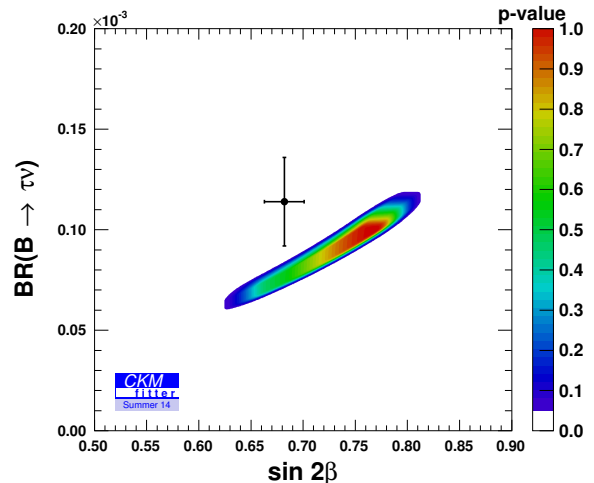


FIG. 7. Prediction on $\mathcal{B}(B \rightarrow \tau\nu)$ and $\sin 2\beta$ coming from the global fit (without the corresponding inputs) compared to current experimental information (cross). Regions outside the coloured areas are excluded at $1 - p > 95.45\%$.

compared to Belle measurement).

One can also consider $\mathcal{B}(B_{d,s} \rightarrow \mu\mu)$ as shown in Fig. 8, showing the confidence contours from the combination of CMS and LHCb [18]. One notices that NLO and NNLO predictions follow the same correlation: the ratio of branching ratios is driven by $f_{B_s}/f_{B_d}|V_{ts}/V_{td}|$ which is determined to a high accuracy in the global fit. On the other hand, the NNLO prediction is both lower and more accurate than the NLO case, in agreement with the results in ref. [28]. This highlights the importance of a precise measurement of this observable, e.g., at Belle-II.

The study of the time-dependent decay rates of $B \rightarrow D^\pm \pi^\mp$, $D^{*\pm} \pi^\mp$ and $D^\pm \rho^\mp$ provides a measure of $r \sin(2\beta + \gamma)$, where r is the ratio of the magnitudes of the doubly-Cabibbo-suppressed and Cabibbo-favoured amplitudes [38]. Because of the smallness of this ratio for the three modes, one has to extract them from $B^0 \rightarrow D_s^{(*)+} h^-$ decays assuming $SU(3)$ flavour symmetry (allowing for $SU(3)$ breaking at the level of $1 \pm 0.10 \pm 0.05$). Another additional input needed is the ratio of decay constants for excited mesons: $f_{D_s^*}^*/f_D^* = 1.16 \pm 0.02 \pm 0.06$ [39]. Combining those observables, we obtain a constraint on $|\sin(2\beta + \gamma)|$, which corresponds to a lower limit $|\sin(2\beta + \gamma)| > 0.69$ at 68% CL (Fig. 9).

IV. NEW PHYSICS IN $\Delta F = 2$

A. Additional inputs and parameters

As discussed in refs. [20, 22, 23, 40–46], neutral-meson mixing is a particularly interesting probe of NP. The evolution of the $B_q \bar{B}_q$ system is described through a quantum-mechanical hamiltonian $H = M^q - i\Gamma^q/2$ as

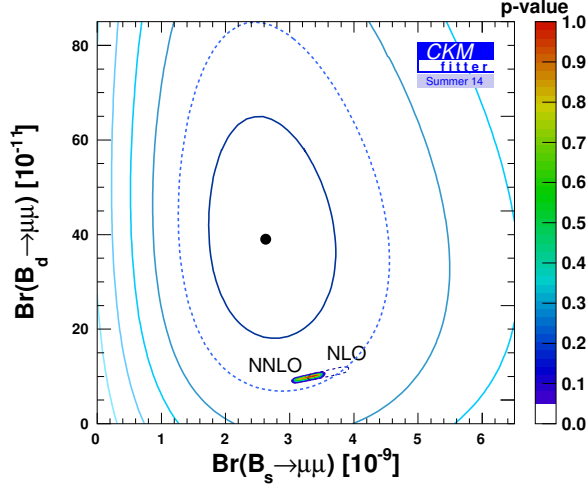


FIG. 8. Prediction on the two dileptonic branching ratios $\mathcal{B}(B_s \rightarrow \mu\mu)$ and $\mathcal{B}(B_d \rightarrow \mu\mu)$ coming from the global fit (without input on dileptonic branching ratios) compared to current experimental information [18]. $\mathcal{B}(B_s \rightarrow \mu\mu)$ is shown removing the $(1 + y_s) = 1.07$ increase due to time integration. The NNLO computation in ref. [28] is indicated in colours, whereas the NLO computation used in ref. [37] is the region delimited by the dashed line. Regions outside the coloured areas are excluded at $1 - p > 95.45\%$. The oval contours are the experimental $1, 2, 3 \dots \sigma$ confidence regions [18].

Observable	Value and uncertainties	Ref.
A_{SL}	$(-47 \pm 17) \times 10^{-4}$	[35]
a_{SL}^s	$(1 \pm 20) \cdot 10^{-4}$	[15]
a_{SL}^d	$(-48 \pm 48) \cdot 10^{-4}$	[15]
$\Delta\Gamma_s$	0.081 ± 0.008	[15]
$\tilde{B}_{S,B_s}/\tilde{B}_{S,B_d}$	$1.01 \pm 0.02 \pm 0.02$	[49]
$\tilde{B}_{S,B_s}(m_b)$	$0.89 \pm 0.10 \pm 0.09$	[49]

TABLE IV. Experimental and theoretical inputs inputs modified compared to Ref. [20, 23] and used in our fits for NP in $\Delta F = 2$.

the sum of two hermitian “mass” and “decay” matrices. $B_q - \bar{B}_q$ ($q = d, s$) oscillations involve the off-diagonal elements M_{12}^q and Γ_{12}^q , respectively. One can fix the three physical quantities $|M_{12}^q|$, $|\Gamma_{12}^q|$ and $\phi_q = \arg(-M_{12}^q/\Gamma_{12}^q)$ from the mass difference $\Delta M_q \simeq 2|M_{12}^q|$ among the eigenstates, their width difference $\Delta\Gamma_q \simeq 2|\Gamma_{12}^q| \cos \phi_q$ and the semileptonic CP asymmetry

$$a_{SL}^q = \text{Im} \frac{\Gamma_{12}^q}{M_{12}^q} = \frac{|\Gamma_{12}^q|}{|M_{12}^q|} \sin \phi_q = \frac{\Delta\Gamma_q}{\Delta M_q} \tan \phi_q. \quad (11)$$

Resulting from box diagrams with heavy (virtual) particles, M_{12}^q is expected to be especially sensitive to NP [20]. Therefore the two complex parameters Δ_s and Δ_d , defined as

$$M_{12}^q \equiv M_{12}^{\text{SM},q} \cdot \Delta_q, \quad \Delta_q \equiv |\Delta_q| e^{i\phi_q^\Delta}, \quad q = d, s, \quad (12)$$

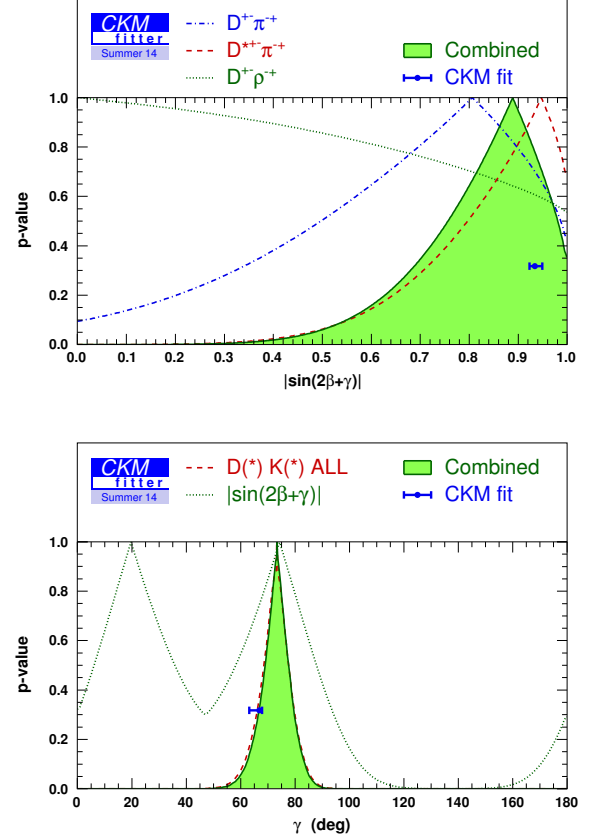


FIG. 9. Combined constraint on $2\beta + \gamma$ using relevant observables measured in the $B \rightarrow D\pi, D^*\pi$ (top) and $D\rho$ (bottom) decays.

can differ substantially from the SM value $\Delta_s = \Delta_d = 1$. Importantly, the NP phases $\phi_{d,s}^\Delta$ do not only affect $a_{SL}^{d,s}$, but also shift the CP phases extracted from the mixing-induced CP asymmetries in $B_d \rightarrow J/\psi K$ and $B_s \rightarrow J/\psi\phi$ to $2\beta + \phi_d^\Delta$ and $2\beta_s - \phi_s^\Delta$, respectively. There has been a lot of interest triggered on this possibility due to disagreements with respect to the SM shown first by the early measurements from CDF and DØ on the B_s mixing angle, and further once DØ quoted values of the like-sign dimuon asymmetry A_{SL} (measuring a linear combination of a_{SL}^d and a_{SL}^s). Later measurements of the individual semileptonic CP asymmetries and mixing angles have not been able to explain the DØ measurement, as they showed a good agreement with SM expectations.

In Refs. [20, 23] we have determined the preferred ranges for Δ_s and Δ_d in a simultaneous fit to the CKM parameters in different generic scenarios in which NP is confined to $\Delta F = 2$ flavour-changing neutral currents. We focus here on Scenario I, where we have treated Δ_s and Δ_d independently, corresponding to NP with arbitrary flavour structure. In this setting, $K\bar{K}$ involves three other, unrelated, new physics coefficients which will not be discussed in the following. We use most of the in-

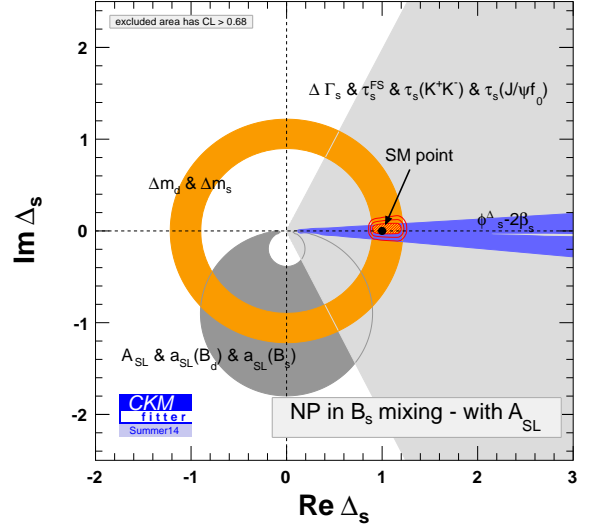
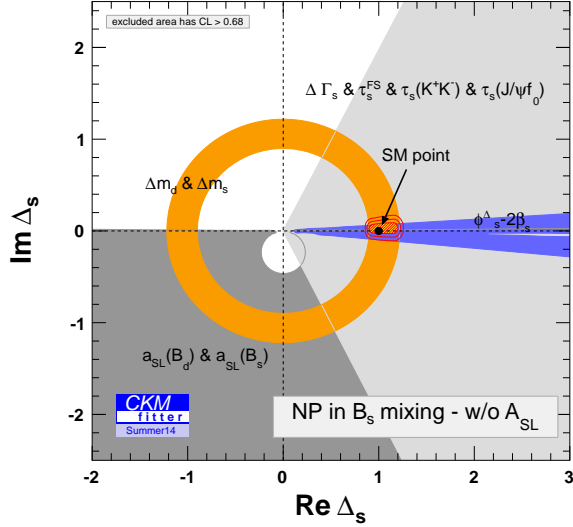
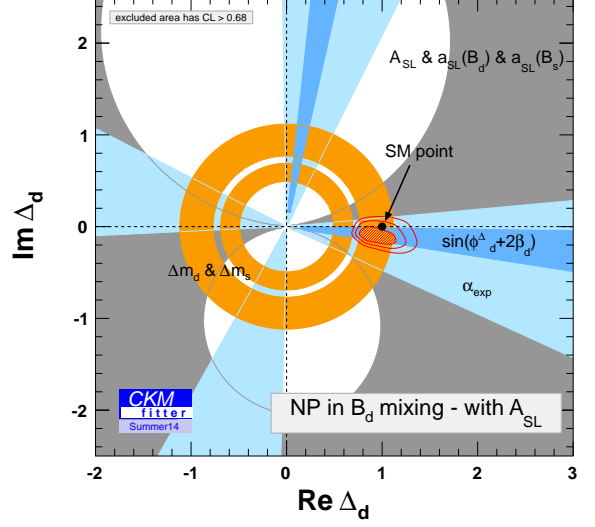
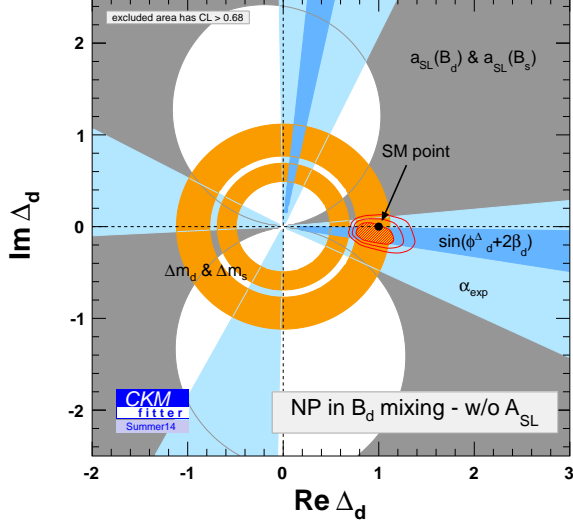


FIG. 10. Complex parameters Δ_d (up) and Δ_s (down) in Scenario I, not including A_{SL} . The coloured areas represent regions with $1 - p < 68.3\%$ for the individual constraints ($\alpha_{\text{exp}} \equiv \alpha - \phi_d^\Delta/2$). The red area shows the region with $1 - p < 68.3\%$ for the combined fit, with the two additional contours delimiting the regions with $1 - p < 95.45\%$ and $1 - p < 99.73\%$.

puts involved in the global fit, apart from $\mathcal{B}(B_s \rightarrow \mu\mu)$, which is likely to be also affected by New Physics in a way that cannot be connected simply to the New Physics introduced in $\Delta F = 2$ processes. In Scenario I, ϵ_K is affected by NP independently from the B_d and B_s sectors, and thus has no impact on the discussion of NP here. The remaining parameters can be found in ref. [20, 23].

One comment is in order concerning the recent re-assessment of the value of A_{SL} . Members of the $D\bar{O}$

FIG. 11. Complex parameters Δ_d (up) and Δ_s (down) in Scenario I, including A_{SL} . The conventions are the same as in Fig. 10.

experiment [47] have considered an additional SM source for CP -violation contributing the dimuon charge asymmetry (coming from the interference of $b \rightarrow c\bar{c}s$ decay with and without mixing). This modifies the extraction of the linear combination of a_{SL}^d and a_{SL}^s from the like-sign dimuon asymmetry. This correction has been included in the latest $D\bar{O}$ update, bringing A_{SL} closer to its SM value. But the estimate of this correction has been challenged later [48], as it misses other contributions from $b \rightarrow c\bar{u}s, u\bar{c}s, u\bar{u}s$ which could partially compensate this new correction. As the theoretical status remains unclear, and since A_{SL} has been in the past always very difficult to reconcile with the other $\Delta F = 2$ observables

Quantity	without A_{SL}	with A_{SL}
$\text{Re}(\Delta_d)$	$0.94^{+0.18}_{-0.15}$	$0.88^{+0.22}_{-0.10}$
$\text{Im}(\Delta_d)$	$-0.12^{+0.12}_{-0.05}$	$-0.11^{+0.07}_{-0.05}$
$ \Delta_d $	$0.95^{+0.18}_{-0.15}$	$0.89^{+0.22}_{-0.10}$
ϕ_d^Δ [deg]	$-6.9^{+6.9}_{-2.2}$	$-7.3^{+4.7}_{-2.1}$
$\text{Re}(\Delta_s)$	$1.05^{+0.14}_{-0.13}$	$1.01^{+0.17}_{-0.09}$
$\text{Im}(\Delta_s)$	$0.03^{+0.04}_{-0.04}$	$0.02^{+0.04}_{-0.04}$
$ \Delta_s $	$1.05^{+0.14}_{-0.13}$	$1.01^{+0.17}_{-0.10}$
ϕ_s^Δ [deg]	$1.5^{+2.3}_{-2.4}$	$1.3^{+2.3}_{-2.3}$
$\phi_s^\Delta + 2\beta$ [deg] (!)	$46.^{+13}_{-12}$	38^{+10}_{-13}
$\phi_s^\Delta - 2\beta_s$ [deg] (!)	$-49.^{+43}_{-16}$	-61^{+13}_{-5}
A_{SL} [10^{-4}] (!)	$-7.1^{+3.7}_{-4.3}$	$-7.1^{+3.7}_{-4.3}$
A_{SL} [10^{-4}]	–	$-10.4^{+4.7}_{-2.2}$
a_{SL}^d [10^{-4}] (!)	$-17.3^{+7.6}_{-5.9}$ or 121^{+35}_{-43}	$-20.7^{+6.8}_{-3.8}$
a_{SL}^s [10^{-4}] (!)	$1.6^{+1.9}_{-1.9}$	$1.5^{+1.9}_{-1.9}$
$\Delta\Gamma_d$ [ps^{-1}] (!)	$0.0028^{+0.0018}_{-0.0006}$	$0.0042^{+0.0005}_{-0.0019}$
$\Delta\Gamma_s$ [ps^{-1}] (!)	$0.090^{+0.082}_{-0.024}$	$0.089^{+0.082}_{-0.023}$
$\Delta\Gamma_s$ [ps^{-1}]	$0.081^{+0.006}_{-0.006}$	$0.081^{+0.006}_{-0.006}$
$B \rightarrow \tau\nu$ [10^{-4}] (!)	$0.688^{+0.380}_{-0.048}$	$1.033^{+0.065}_{-0.345}$
$B \rightarrow \tau\nu$ [10^{-4}]	$1.029^{+0.062}_{-0.201}$	$1.037^{+0.062}_{-0.155}$

TABLE V. 68.3% CL intervals for the results of the fits in Scenario I, including or not the A_{SL} measurement. The notation (!) means that the fit output represents the indirect constraint with the corresponding direct input removed.

even within our rather generic scenario, we will consider two sets of results, with and without the inclusion of the $D\bar{O}$ measurement.

In addition, we have updated the values of the bag parameters, following the recent work from the ETMC collaboration [49], working with $N_f = 2$ dynamical flavours. The impact on our study is however small, since their results showed an excellent compatibility with the previous (quenched) study [50] that we used in previous publications. For the ratio of scalar quenched bag parameters, we have assumed that the breakdown between statistical and systematic errors in ref. [49] followed the same pattern as for the SM (B_1) bag parameters. All these additional inputs are collected in Table IV.

B. Constraints on New Physics

We summarise our results in Tables V and VI and in Figs. 11 and 10, including or not A_{SL} . We find pull values for A_{SL} and $\phi_s^\Delta - 2\beta_s$ of 2.4σ and 2.5σ respectively, illustrating the discrepancy between the two constraints

Quantity(ies)	Without A_{SL}		With A_{SL}	
	Deviation wrt SM	Sc. I	Deviation wrt SM	Sc. I
$\phi_d^\Delta + 2\beta$	1.6σ	0.0σ	1.6σ	0.0σ
$\phi_s^\Delta - 2\beta_s$	0.0σ	1.1σ	0.0σ	2.6σ
A_{SL}	–	–	2.7σ	2.4σ
a_{SL}^d	0.4σ	0.8σ	0.4σ	1.1σ
a_{SL}^s	1.0σ	1.0σ	1.0σ	1.0σ
$\Delta\Gamma_s$	0.3σ	0.3σ	0.1σ	0.1σ
$\mathcal{B}(B \rightarrow \tau\nu)$	1.3σ	0.8σ	1.3σ	0.2σ
$\mathcal{B}(B \rightarrow \tau\nu), A_{\text{SL}}$	–	–	2.5σ	2.1σ
$\phi_s^\Delta - 2\beta_s, A_{\text{SL}}$	–	–	2.2σ	2.2σ
$\mathcal{B}(B \rightarrow \tau\nu), \phi_s^\Delta - 2\beta_s, A_{\text{SL}}$	–	–	2.2σ	1.9σ

TABLE VI. Pull values for selected parameters and observables in SM and Scenarios I in terms of the number of equivalent standard deviations between the direct measurement and the full indirect fit predictions. Two different types of fits, including or not A_{SL} are considered.

in Fig. 11. We do not quote pull values for $\Delta m_{d,s}$ in Sc. I, as these observables are not constrained once their experimental measurement is removed.

The global constraint on the argument of Δ_s is more stringent than what could be assumed by the overlap of the constraints from Δm_d , Δm_s and $\phi_s^\Delta - 2\beta_s$. This can be understood as follows: the fit including NP in $\Delta F = 2$ has a discrete ambiguity in the determination of $\bar{\rho}, \bar{\eta}$, so that two solutions (symmetrical with respect to the origin) are allowed [20, 22]. This translates into two possibilities for β_{sb} , with opposite signs. The constraint from $\phi_s^\Delta - 2\beta_s$ also exhibits two preferred solutions for $\arg(\Delta_s)$. These two solutions cannot be distinguished at 1σ if only $\phi_s^\Delta - 2\beta_s$ is considered, but the degeneracy is lifted in favour of the SM-like solutions once the other constraints are added, leading to a global constraint centered around the solution corresponding to the SM-like solution for $\bar{\rho}, \bar{\eta}$, with a domain smaller in size than the constraint from $\phi_s^\Delta - 2\beta_s$.

The comparison between the fits with and without A_{SL} shows a slight decrease for $|\Delta_d|$ when A_{SL} is added, whereas $|\Delta_s|$ is essentially unchanged. One notices also that in the absence of A_{SL} , the predicted value of a_{SL}^d can take two different values (a small negative one or a large positive one), corresponding to the two branches allowed by $\phi_d^\Delta + 2\beta$. The predicted value for $\phi_d^\Delta + 2\beta$ varies significantly when A_{SL} is added or not, since it comes from the combination of the constraint from α measurements with the semileptonic asymmetries. This yields a noticeable change in the prediction for $\Delta\Gamma_d$. Even though the predictions for $\Delta\Gamma_s$ and $B \rightarrow \tau\nu$ also seem to vary, this mainly concerns the best-fit point and is much less the case once 1σ intervals are considered.

One can also consider the p -value of the SM hypothesis

following the discussion in ref. [20]. Without A_{SL} , the p -value for the 2D SM hypothesis $\Delta_d = 1$ ($\Delta_s = 1$) is 0.9σ (0.3σ), and the 4D SM hypothesis $\Delta_d = 1 = \Delta_s = 1$ has a p -value of 0.7σ . With A_{SL} , the p -value for the 2D SM hypothesis $\Delta_d = 1$ ($\Delta_s = 1$) is 1.2σ (0.3σ), and the 4D SM hypothesis $\Delta_d = 1 = \Delta_s = 1$ has a p -value of 1.0σ .

The two complex NP parameters Δ_d and Δ_s (parametrising NP in $M_{12}^{d,s}$) are not sufficient to absorb the discrepancy between the $D\bar{O}$ measurement of A_{SL} and the rest of the global fit. The situation has however improved compared to earlier analyses, due to the decreased discrepancy of A_{SL} compared to the Standard Model. Without A_{SL} , the fit including NP in $\Delta F = 2$ is good, but the improvement with respect to the SM is limited. In addition, we stress that data still allow sizeable NP contributions in both B_d and B_s sectors up to 30-40% at the 3σ level.

V. CONCLUSION

This article collects a selection of SM predictions driven by the global fit of the CKM parameters, in view of related recent or foreseeable experimental measurements. The results were obtained by combining the inputs collected in Table I, using the statistical frequentist framework adopted by the CKMfitter group. The overall agreement of the Standard Model global fit is impressive, as confirmed by the representation of the various unitar-

ity triangles and the results given in Table III, gathering the SM predictions using the inputs. We discussed the status of some quantities of importance whose status has changed recently (α , γ , $\mathcal{B}(B_s \rightarrow \mu\mu)$). We also provided predictions for various observables of interest, as well as a table of pulls.

We have also performed a global fit to flavour physics data in a scenario with generic New Physics in the $B_d\bar{B}_d$ and $B_s\bar{B}_s$ amplitudes, as defined in Refs. [20, 23]. The discrepancy between A_{SL} and the rest of the neutral-meson mixing observables remains even in this extended scenario. If we remove A_{SL} , because of the potentially large (and unknown) systematics affecting its extraction, the fit improves significantly, with a SM-like scenario being very likely. However, significant contributions from NP are still possible at the 3σ level. This is an invitation for more study of these observables with the LHCb upgrade and the start of Belle-II, as discussed in the prospective exercise of ref. [22].

ACKNOWLEDGMENTS

L.V.S. acknowledges financial support from the Labex P2IO (Physique des 2 Infinis et Origines). P.U acknowledges financial support from the Australia Research Council under the Future Fellowship program (FT130100303).

-
- [1] N. Cabibbo, Phys. Rev. Lett. **10** (1963) 531-533.
 - [2] M. Kobayashi, T. Maskawa, Prog. Theor. Phys. **49** (1973) 652-657.
 - [3] L. Wolfenstein, Phys. Rev. Lett. **51** (1983) 1945.
 - [4] M. Battaglia *et al.*, “The CKM matrix and the unitarity triangle. Workshop, CERN, Geneva, Switzerland, 13-16 Feb 2002: Proceedings,” hep-ph/0304132.
 - [5] J. Charles *et al.* [CKMfitter Group], Eur. Phys. J. C **41** (2005) 1 [arXiv:hep-ph/0406184].
 - [6] Updates and numerical results on the CKMfitter group web site: <http://ckmfitter.in2p3.fr/>
 - [7] M. Ciuchini, G. D’Agostini, E. Franco, V. Lubicz, G. Martinelli, F. Parodi, P. Roudeau and A. Stocchi, JHEP **0107** (2001) 013 [hep-ph/0012308].
 - [8] M. Bona *et al.* [UTfit Collaboration], JHEP **0507** (2005) 028 [hep-ph/0501199].
 - [9] J. Laiho, E. Lunghi and R. S. Van de Water, Phys. Rev. D **81** (2010) 034503 [arXiv:0910.2928 [hep-ph]].
 - [10] G. Eigen, G. Dubois-Felsmann, D. G. Hitlin and F. C. Porter, arXiv:1503.02289 [hep-ex].
 - [11] J. Charles *et al.*, Phys. Rev. D **84** (2011) 033005 [arXiv:1106.4041 [hep-ph]].
 - [12] I.S. Towner and J.C. Hardy, Phys. Rev. C **79**, 055502 (2009), arXiv:0812.1202 [nucl-ex].
 - [13] K. A. Olive *et al.* [Particle Data Group Collaboration], Chin. Phys. C **38** (2014) 090001.
 - [14] D. Besson *et al.* [CLEO Collaboration], Phys. Rev. D **80** (2009) 032005 [arXiv:0906.2983 [hep-ex]].
 - [15] L. Widhalm *et al.* [Belle Collaboration], Phys. Rev. Lett. **97** (2006) 061804 [hep-ex/0604049].
 - [16] Y. Amhis *et al.* [Heavy Flavor Averaging Group (HFAG) Collaboration], arXiv:1412.7515 [hep-ex], as well as the online results for Fall 2014, <http://www.slac.stanford.edu/xorg/hfag> and references therein.
 - [17] B. Aubert *et al.* [BaBar Collaboration], Phys. Rev. D **76** (2007) 052005 [arXiv:0704.0020 [hep-ex]].
 - [18] J. P. Lees *et al.*, Phys.Rev. **D 88** 031102 (2013) [arXiv:1207.0698 [hep-ex]]; B. Aubert *et al.*, Phys. Rev. **D 81**, 051101(R) (2010); I. Adachi *et al.*, Phys. Rev. Lett. **110**, 131801 (2013), arXiv:1208.4678 [hep-ex]; A. Abdesselam *et al.*, arXiv:1409.5269 [hep-ex].
 - [19] V. Khachatryan *et al.* [CMS and LHCb Collaboration], [arXiv:1411.4413 [hep-ex]].
 - [20] S. Aoki *et al.*, Eur. Phys. J. C **74** (2014) 9, 2890 [arXiv:1310.8555 [hep-lat]].
 - [21] A. Lenz *et al.*, Phys. Rev. D **83** (2011) 036004 [arXiv:1008.1593 [hep-ph]].
 - [22] O. Deschamps, S. Descotes-Genon, S. Monteil, V. Niess, S. T’Jampens and V. Tisserand, Phys. Rev. D **82** (2010) 073012 [arXiv:0907.5135 [hep-ph]].
 - [23] J. Charles, S. Descotes-Genon, Z. Ligeti, S. Monteil, M. Papucci and K. Trabelsi, Phys. Rev. D **89** (2014) 3, 033016 [arXiv:1309.2293 [hep-ph]].
 - [24] A. Lenz, U. Nierste, J. Charles, S. Descotes-Genon, H. Lacker, S. Monteil, V. Niess and S. T’Jampens, Phys.

- Rev. D **86** (2012) 033008 [arXiv:1203.0238 [hep-ph]].
- [24] P. Vanhoefer [Belle Collaboration], “*Results on ϕ_2 from Belle,*”, presented at the 8th International Workshop on the CKM Unitarity Triangle (CKM2014), 08-12 Sep 2014 (Vienna, Austria), arXiv:1410.5700 [hep-ex]; Z. Drasal [Belle Collaboration], J. Phys. Conf. Ser. **556** (2014) 1, 012037.
- [25] R. Aaij *et al.* [LHCb Collaboration], JHEP **1410** (2014) 97 [arXiv:1408.2748 [hep-ex]].
- [26] R. Aaij *et al.* [LHCb Collaboration], Phys. Rev. D **90** (2014) 11, 112002 [arXiv:1407.8136 [hep-ex]].
- [27] R. Aaij *et al.* [LHCb Collaboration], JHEP **1411** (2014) 60 [arXiv:1407.6127 [hep-ex]].
- [28] C. Bobeth, M. Gorbahn, T. Hermann, M. Misiak, E. Stamou and M. Steinhauser, Phys. Rev. Lett. **112** (2014) 101801 [arXiv:1311.0903 [hep-ph]].
- [29] T. Hermann, M. Misiak and M. Steinhauser, JHEP **1312** (2013) 097 [arXiv:1311.1347 [hep-ph]].
- [30] C. Bobeth, M. Gorbahn and E. Stamou, Phys. Rev. D **89** (2014) 3, 034023 [arXiv:1311.1348 [hep-ph]].
- [31] K. De Bruyn, R. Fleischer, R. Knegjens, P. Koppenburg, M. Merk, A. Pellegrino and N. Tuning, Phys. Rev. Lett. **109** (2012) 041801 [arXiv:1204.1737 [hep-ph]].
- [32] K. De Bruyn, R. Fleischer, R. Knegjens, P. Koppenburg, M. Merk and N. Tuning, Phys. Rev. D **86** (2012) 014027 [arXiv:1204.1735 [hep-ph]].
- [33] S. Descotes-Genon, J. Matias and J. Virto, Phys. Rev. D **85** (2012) 034010 [arXiv:1111.4882 [hep-ph]].
- [34] The CKMfitter group, work in progress.
- [35] V. M. Abazov *et al.* [D0 Collaboration], Phys. Rev. D **89** (2014) 1, 012002 [arXiv:1310.0447 [hep-ex]].
- [36] A. V. Artamonov *et al.* [BNL-E949 Collaboration], Phys. Rev. D **79** (2009) 092004 [arXiv:0903.0030 [hep-ex]].
- [37] G. Buchalla, A. J. Buras and M. E. Lautenbacher, Rev. Mod. Phys. **68** (1996) 1125 [hep-ph/9512380].
- [38] I. Dunietz, Phys. Lett. B **427** (1998) 179 [hep-ph/9712401].
- [39] D. Becirevic, V. Lubicz, F. Sanfilippo, S. Simula and C. Tarantino, JHEP **1202** (2012) 042 [arXiv:1201.4039 [hep-lat]].
- [40] J. M. Soares and L. Wolfenstein, Phys. Rev. D **47** (1993) 1021.
- [41] T. Goto, N. Kitazawa, Y. Okada and M. Tanaka, Phys. Rev. D **53** (1996) 6662 [hep-ph/9506311].
- [42] J. P. Silva and L. Wolfenstein, Phys. Rev. D **55** (1997) 5331 [hep-ph/9610208].
- [43] Y. Grossman, Y. Nir and M. P. Worah, Phys. Lett. B **407** (1997) 307 [hep-ph/9704287].
- [44] M. Bona *et al.* [UTfit Collaboration], JHEP **0603** (2006) 080 [hep-ph/0509219].
- [45] Z. Ligeti, M. Papucci and G. Perez, Phys. Rev. Lett. **97** (2006) 101801 [hep-ph/0604112].
- [46] M. Bona *et al.* [UTfit Collaboration], JHEP **0803** (2008) 049 [arXiv:0707.0636 [hep-ph]].
- [47] G. Borissov and B. Hoeneisen, Phys. Rev. D **87** (2013) 7, 074020 [arXiv:1303.0175 [hep-ex]].
- [48] U. Nierste, *Effect of $\Delta\Gamma$ on the dimuon asymmetry in B decays*, 8th International Workshop on the CKM Unitarity Triangle (CKM2014), 8-12 Sep. 2014, Vienna, Austria.
- [49] N. Carrasco *et al.* [ETM Collaboration], JHEP **1403** (2014) 016 [arXiv:1308.1851 [hep-lat]].
- [50] D. Becirevic, V. Gimenez, G. Martinelli, M. Papinutto and J. Reyes, JHEP **0204** (2002) 025 [hep-lat/0110091].