



HAL
open science

Towards a resolution of the proton form factor problem: new electron and positron scattering data

D. Adikaram, D. Rimal, L. B. Weinstein, B. Raue, P. Khetarpal, R. P. Bennett, J. Arrington, W. K. Brooks, K. P. Adhikari, A. V. Afanasev, et al.

► **To cite this version:**

D. Adikaram, D. Rimal, L. B. Weinstein, B. Raue, P. Khetarpal, et al.. Towards a resolution of the proton form factor problem: new electron and positron scattering data. *Physical Review Letters*, 2015, 114, pp.062003. 10.1103/PhysRevLett.114.062003 . in2p3-01088523

HAL Id: in2p3-01088523

<https://in2p3.hal.science/in2p3-01088523v1>

Submitted on 30 Oct 2024

HAL is a multi-disciplinary open access archive for the deposit and dissemination of scientific research documents, whether they are published or not. The documents may come from teaching and research institutions in France or abroad, or from public or private research centers.

L'archive ouverte pluridisciplinaire **HAL**, est destinée au dépôt et à la diffusion de documents scientifiques de niveau recherche, publiés ou non, émanant des établissements d'enseignement et de recherche français ou étrangers, des laboratoires publics ou privés.



CHORUS

This is the accepted manuscript made available via CHORUS. The article has been published as:

Towards a Resolution of the Proton Form Factor Problem: New Electron and Positron Scattering Data

D. Adikaram *et al.* (CLAS Collaboration)

Phys. Rev. Lett. **114**, 062003 — Published 10 February 2015

DOI: [10.1103/PhysRevLett.114.062003](https://doi.org/10.1103/PhysRevLett.114.062003)

Towards a resolution of the proton form factor problem: new electron and positron scattering data

D. Adikaram,^{1,*} D. Rimal,^{2,†} L.B. Weinstein,^{1,‡} B. Raue,² P. Khetarpal,² R.P. Bennett,¹ J. Arrington,³
W.K. Brooks,⁴ K.P. Adhikari,¹ A.V. Afanasev,¹⁵ M.J. Amarian,¹ M.D. Anderson,³⁸ S. Anefalos Pereira,¹⁸
H. Avakian,³⁶ J. Ball,⁹ M. Battaglieri,¹⁹ I. Bedlinskiy,²³ A.S. Biselli,¹² J. Bono,² S. Boiarinov,³⁶ W.J. Briscoe,¹⁵
V.D. Burkert,³⁶ D.S. Carman,³⁶ S. Careccia,¹ A. Celentano,¹⁹ S. Chandavar,²⁹ G. Charles,²² L. Colaneri,^{20,32}
P.L. Cole,¹⁶ M. Contalbrigo,¹⁷ V. Crede,¹³ A. D'Angelo,^{20,32} N. Dashyan,⁴² R. De Vita,¹⁹ E. De Sanctis,¹⁸
A. Deur,³⁶ C. Djalali,³⁴ G.E. Dodge,¹ R. Dupre,^{22,3} H. Egiyan,³⁶ A. El Alaoui,^{4,3} L. El Fassi,^{1,3} L. Elouadrhiri,³⁶
P. Eugenio,¹³ G. Fedotov,^{34,33} S. Fegan,^{19,38} A. Filippi,²¹ J.A. Fleming,³⁷ A. Fradi,²² B. Garillon,²²
G.P. Gilfoyle,³¹ K.L. Giovanetti,²⁴ F.X. Girod,³⁶ J.T. Goetz,²⁹ W. Gohn,^{11,§} E. Golovatch,³³ R.W. Gothe,³⁴
K.A. Griffioen,⁴¹ B. Guegan,²² M. Guidal,²² L. Guo,² K. Hafidi,³ H. Hakobyan,^{4,42} C. Hanretty,³⁶
N. Harrison,¹¹ M. Hattawy,²² K. Hicks,²⁹ M. Holtrop,²⁷ S.M. Hughes,³⁷ C.E. Hyde,¹ Y. Ilieva,³⁴ D.G. Ireland,³⁸
B.S. Ishkhanov,³³ D. Jenkins,³⁹ H. Jiang,³⁴ H.S. Jo,²² K. Joo,¹¹ S. Joosten,³⁵ N. Kalantarians,⁴⁰ D. Keller,⁴⁰
M. Khandaker,^{16,28} A. Kim,¹¹ W. Kim,²⁵ A. Klein,¹ F.J. Klein,⁸ S. Koirala,¹ V. Kubarovskiy,³⁶ S.E. Kuhn,¹
K. Livingston,³⁸ H.Y. Lu,^{34,7} I.J.D. MacGregor,³⁸ N. Markov,¹¹ P. Mattione,⁷ M. Mayer,¹ B. McKinnon,³⁸
M.D. Mestayer,³⁶ C.A. Meyer,⁷ M. Mirazita,¹⁸ V. Mokeev,^{36,33} R.A. Montgomery,¹⁸ C.I. Moody,³
H. Moutarde,⁹ A. Movsisyan,¹⁷ C. Munoz Camacho,²² P. Nadel-Turonski,³⁶ S. Niccolai,²² G. Niculescu,²⁴
M. Osipenko,¹⁹ A.I. Ostrovidov,¹³ K. Park,^{36,¶} E. Pasyuk,³⁶ C. Peña,^{4,**} S. Pisano,^{18,22} O. Pogorelko,²³
J.W. Price,⁵ S. Procureur,⁹ Y. Prok,^{1,10} D. Protopopescu,³⁸ A.J.R. Puckett,¹¹ M. Ripani,¹⁹ A. Rizzo,^{20,32}
G. Rosner,³⁸ P. Rossi,^{36,18} P. Roy,¹³ F. Sabatié,⁹ C. Salgado,²⁸ D. Schott,^{15,2} R.A. Schumacher,⁷ E. Seder,¹¹
Y.G. Sharabian,³⁶ A. Simonyan,⁴² I. Skorodumina,^{34,33} E.S. Smith,³⁶ G.D. Smith,^{37,38} D.I. Sober,⁸
D. Sokhan,³⁸ N. Sparveris,³⁵ S. Stepanyan,³⁶ P. Stoler,³⁰ S. Strauch,³⁴ V. Sytnik,⁴ M. Taiuti,^{14,††}
Ye Tian,³⁴ A. Trivedi,³⁴ M. Ungaro,^{36,11} H. Voskanyan,⁴² E. Voutier,²⁶ N.K. Walford,⁸ D.P. Watts,³⁷
X. Wei,³⁶ M.H. Wood,⁶ N. Zachariou,^{34,15} L. Zana,^{37,27} J. Zhang,³⁶ Z.W. Zhao,^{1,40,36} and I. Zonta,^{20,32}

(The CLAS Collaboration)

¹Old Dominion University, Norfolk, Virginia 23529

²Florida International University, Miami, Florida 33199

³Argonne National Laboratory, Argonne, Illinois 60439

⁴Universidad Técnica Federico Santa María, Casilla 110-V Valparaíso, Chile

⁵California State University, Dominguez Hills, Carson, CA 90747

⁶Canisius College, Buffalo, NY 14208

⁷Carnegie Mellon University, Pittsburgh, Pennsylvania 15213

⁸Catholic University of America, Washington, D.C. 20064

⁹CEA, Centre de Saclay, Irfu/Service de Physique Nucléaire, 91191 Gif-sur-Yvette, France

¹⁰Christopher Newport University, Newport News, Virginia 23606

¹¹University of Connecticut, Storrs, Connecticut 06269

¹²Fairfield University, Fairfield CT 06824

¹³Florida State University, Tallahassee, Florida 32306

¹⁴Università di Genova, 16146 Genova, Italy

¹⁵The George Washington University, Washington, DC 20052

¹⁶Idaho State University, Pocatello, Idaho 83209

¹⁷INFN, Sezione di Ferrara, 44100 Ferrara, Italy

¹⁸INFN, Laboratori Nazionali di Frascati, 00044 Frascati, Italy

¹⁹INFN, Sezione di Genova, 16146 Genova, Italy

²⁰INFN, Sezione di Roma Tor Vergata, 00133 Rome, Italy

²¹INFN, sez. di Torino, 10125 Torino, Italy

²²Institut de Physique Nucléaire, CNRS/IN2P3 and Université Paris Sud, Orsay, France

²³Institute of Theoretical and Experimental Physics, Moscow, 117259, Russia

²⁴James Madison University, Harrisonburg, Virginia 22807

²⁵Kyungpook National University, Daegu 702-701, Republic of Korea

²⁶LPSC, Université Grenoble-Alpes, CNRS/IN2P3, Grenoble, France

²⁷University of New Hampshire, Durham, New Hampshire 03824-3568

²⁸Norfolk State University, Norfolk, Virginia 23504

²⁹Ohio University, Athens, Ohio 45701

³⁰Rensselaer Polytechnic Institute, Troy, NY 12180

³¹University of Richmond, Richmond, Virginia 23173

³²*Universita' di Roma Tor Vergata, 00133 Rome Italy*

³³*Skobeltsyn Institute of Nuclear Physics, Lomonosov Moscow State University, 119234 Moscow, Russia*

³⁴*University of South Carolina, Columbia, South Carolina 29208*

³⁵*Temple University, Philadelphia, PA 19122*

³⁶*Thomas Jefferson National Accelerator Facility, Newport News, Virginia 23606*

³⁷*Edinburgh University, Edinburgh EH9 3JZ, United Kingdom*

³⁸*University of Glasgow, Glasgow G12 8QQ, United Kingdom*

³⁹*Virginia Tech, Blacksburg, Virginia 24061-0435*

⁴⁰*University of Virginia, Charlottesville, Virginia 22901*

⁴¹*College of William and Mary, Williamsburg, Virginia 23187-8795*

⁴²*Yerevan Physics Institute, 375036 Yerevan, Armenia*

(Dated: December 19, 2014)

There is a significant discrepancy between the values of the proton electric form factor, G_E^p , extracted using unpolarized and polarized electron scattering. Calculations predict that small two-photon exchange (TPE) contributions can significantly affect the extraction of G_E^p from the unpolarized electron-proton cross sections. We determined the TPE contribution by measuring the ratio of positron-proton to electron-proton elastic scattering cross sections using a simultaneous, tertiary electron-positron beam incident on a liquid hydrogen target and detecting the scattered particles in the Jefferson Lab CLAS detector. This novel technique allowed us to cover a wide range in virtual photon polarization (ε) and momentum transfer (Q^2) simultaneously, as well as to cancel luminosity-related systematic errors. The cross section ratio increases with decreasing ε at $Q^2 = 1.45 \text{ GeV}^2$. This measurement is consistent with the size of the form factor discrepancy at $Q^2 \approx 1.75 \text{ GeV}^2$ and with hadronic calculations including nucleon and Δ intermediate states, which have been shown to resolve the discrepancy up to $2 - 3 \text{ GeV}^2$.

PACS numbers: 14.20.Dh, 13.60.Fz, 13.40.Gp

The electromagnetic form factors describe fundamental aspects of nucleon structure, providing the most direct access to information on the spatial distribution of charge and magnetization of the nucleon [1, 2]. However, measurements of the ratio of the electric to magnetic proton form factors, $G_E(Q^2)/G_M(Q^2)$, extracted using unpolarized and polarized electron elastic scattering data, differ by a factor of three at momentum transfer squared $Q^2 \approx 6 \text{ GeV}^2$ [3–11]. Until the cause of this surprising discrepancy is understood, the uncertainty in the form factors can affect the determination of the proton radius [12, 13], the interpretation of color transparency and ($e, e'p$) proton knockout measurements [14, 15], and extractions of the flavor-separated contributions to the nucleon form factors [16–19]. If G_E/G_M varies strongly with Q^2 , as indicated by the polarized measurements, then proton structure involves more than just the internal properties of the constituent quarks; for example, angular momentum must reside in orbital motion or in the gluons [20, 21].

One possible explanation for the discrepancy is the presence of two-photon exchange (TPE) effects, where the electron exchanges a virtual photon with the proton, possibly exciting it to a higher state, and then exchanges a second virtual photon, de-exciting the proton back to its ground state. TPE effects are suppressed relative to the dominant one-photon exchange (Born) term by an additional power of the fine structure constant $\alpha = e^2/\hbar \approx 1/137$ [12, 22–25]. Calculations indicate that TPE effects are small, but increase with electron scattering angle [26, 27]. In unpolarized measurements, G_E

is extracted from the angular dependence of the elastic cross section at fixed Q^2 . For $Q^2 > 2 \text{ GeV}^2$, the contribution from G_E is less than 10%, making it very sensitive to even a small angle-dependent correction. For scattering from a point-like particle, the TPE correction can be calculated exactly [12]. However, calculation of the TPE contributions requires a knowledge of *all* the baryonic resonance and continuum states that can couple to the two virtual photons. These corrections are therefore not yet sufficiently well understood to be applied to the data and are typically neglected in calculating radiative corrections [28–30].

The most direct way to measure the TPE contributions to the cross section is by measuring the ratio of positron-proton to electron-proton elastic scattering. However, due to the low luminosity of secondary positron beams, existing measurements of the e^+p/e^-p cross section ratio are statistically limited and unable to sufficiently constrain the TPE contribution [31–34]. Two new experiments, VEPP-3 at Novosibirsk and OLYMPUS at DESY, will measure the e^+p and e^-p cross sections sequentially using e^- and e^+ beams in storage rings [35–37].

This paper describes a unique technique to compare e^+p and e^-p scattering. Rather than alternating between mono-energetic e^+ and e^- beams, we generated a combined electron-positron beam covering a range of energies and detected the scattered lepton and struck proton in the CEBAF Large Acceptance Spectrometer (CLAS) at the Thomas Jefferson National Accelerator Facility (Jefferson Lab). This let us simultaneously cover a wide range of momentum transfers and virtual photon polar-

ization, $\varepsilon = [1 + 2(1 + \tau) \tan^2(\theta/2)]^{-1}$, where $\tau = \frac{Q^2}{4M_p^2}$.¹⁷⁵ By measuring the e^+p and e^-p elastic cross sections simultaneously, luminosity-related systematic uncertainties cancelled.

The lepton-proton elastic scattering cross section is proportional to the square of the sum of the Born amplitude and all higher-order QED correction amplitudes. The ratio of $e^\pm p$ elastic scattering cross sections can be written as [38]:

$$R = \frac{\sigma(e^+p)}{\sigma(e^-p)} \approx \frac{1 + \delta_{even} - \delta_{2\gamma} - \delta_{brem}}{1 + \delta_{even} + \delta_{2\gamma} + \delta_{brem}} \approx 1 - 2(\delta_{2\gamma} + \delta_{brem})/(1 + \delta_{even}), \quad (1)$$

where δ_{even} is the total charge-even radiative correction factor, and $\delta_{2\gamma}$ and δ_{brem} are the fractional TPE and lepton-proton bremsstrahlung interference contributions. After calculating and correcting for the charge-odd δ_{brem} term, the corrected cross section ratio is:

$$R' \approx 1 - \frac{2\delta_{2\gamma}}{(1 + \delta_{even})}. \quad (2)$$

We produced a simultaneous tertiary beam of electrons and positrons by using the primary electron beam to produce photons and then using the photons to produce e^+e^- pairs. A 110–140 nA 5.5 GeV electron beam struck a 9×10^{-3} radiation length (RL) gold foil to produce a bremsstrahlung photon beam. The electrons were diverted by the Hall-B tagger magnet [39] into the tagger beam dump. The photon beam then struck a 9×10^{-2} RL gold foil to produce e^+e^- pairs. The combined photon-lepton beam then entered a three-dipole magnet chicane to horizontally separate the electron, positron and photon beams. The photon beam was stopped by a tungsten block in the middle of the second dipole. The lepton beams were recombined into a single beam by the third dipole and then proceeded to a 30-cm long liquid hydrogen target at the center of CLAS. For more information on the beam line, see Ref. [38]. The scattered leptons and protons were detected in the CLAS spectrometer [40].

CLAS is a nearly 4π detector. Six superconducting coils produce an approximately toroidal magnetic field in the azimuthal direction around the beam axis. The sectors between the six magnet cryostats are instrumented with identical detector packages. We used the three regions of drift chambers (DC) [41] to measure charged particle trajectories, scintillation counters (SC) [42] to measure time-of-flight (TOF) and forward ($\theta < 45^\circ$) electromagnetic calorimeters (EC) [43] to trigger events. Additionally, a Sparse Fiber Monitor, located just upstream of the target, was used to monitor the lepton beam position and stability. A remotely insertable TPE calorimeter (TPECal) located downstream of CLAS measured the energy distributions of the individual lepton beams at lower intensity before and after each chicane field reversal. A compact mini-torus magnet placed close to the

target shielded the DC from Møller electrons. The CLAS event trigger required at least minimum ionizing energy deposited in the EC in any sector and a hit in the SC in the opposite sector.

In order to reduce the systematic uncertainties due to potential detector acceptance and incident beam differences, the torus magnet and beam chicane magnet currents were periodically reversed during the run period. The final data set was grouped into four magnet cycles and each magnet cycle contained all possible configurations ($c+t+$, $c+t-$, $c-t+$, $c-t-$ where c and t are the chicane and torus magnet polarities, respectively).

The symmetric production of e^+/e^- pairs gives confidence that reversing the chicane magnet polarity ensures that the ‘left beam’ luminosity for particles passing on the left side of the chicane is the same for positive-chicane positrons as for negative-chicane electrons. This in turn allows us to use the powerful ‘ratio of ratios’ technique [38].

The ratio between the number of e^+p and e^-p elastic scattering events is calculated in three steps. First, the single ratios are calculated for each magnet configuration as $R_1^{c\pm t\pm} = \frac{N_{e^+p}^{c\pm t\pm}}{N_{e^-p}^{c\pm t\pm}}$. Here $N_{e^\pm p}^{c\pm t\pm}$ are the number of detected elastic events for the different chicane (c) and torus (t) polarities. The proton detection acceptance and efficiency effects cancel in the single ratio. Next, the double ratios are calculated for each chicane polarity as $R_2^{c\pm} = \sqrt{R_1^{c\pm t+} R_1^{c\pm t-}}$. Any differences in proton and lepton acceptances cancel out in the double ratio. Last, the quadruple ratio is calculated as $R = \sqrt{R_2^{c+} R_2^{c-}}$. The differences in the incident e^- and e^+ beam luminosities cancel out in the quadruple ratio [38]. The remaining effects due to lepton-proton correlations and due to the non-reversed magnetic field of the mini-torus were simulated and corrected for as described below.

We applied a series of corrections and cuts to the experimental data to select the elastic $e^\pm p$ events. The systematic deviations in the reconstructed momenta and angles were studied and corrected. Fiducial cuts in angle and momentum were used to select the region of CLAS with uniform acceptance for both lepton polarities, thus matching the acceptances for e^+ and e^- . Contamination from target entrance and exit windows was removed by a 28-cm target vertex cut on both leptons and protons.

We calculated the incident lepton energy from the measured scattering angles assuming elastic scattering as $E_l = M_p(\cot(\theta_l/2) \cot \theta_p - 1)$. Since elastic scattering is kinematically overdetermined when both particles are detected, we applied cuts on four quantities to select elastic events: the azimuthal angle difference between the lepton and proton ($\Delta\phi$), the difference between the incident lepton energy (ΔE_l) calculated in two different ways, the difference between the measured and the calculated scattered lepton energy ($\Delta E'_l$) and the difference between the

measured and the calculated recoiling proton momentum²⁵⁵
 (Δp_p) :

$$\begin{aligned}\Delta\phi &= \phi_l - \phi_p \\ \Delta E_l &= E_l - (p_l \cos\theta_l + p_p \cos\theta_p) \\ \Delta E'_l &= \frac{M_p E_l}{E_l(1 - \cos\theta_l) + M_p} - E'_l \\ \Delta p_p &= \frac{p_l \sin\theta_l}{\sin\theta_p} - p_p,\end{aligned}\tag{260}$$

where (p_l, θ_l, ϕ_l) and (p_p, θ_p, ϕ_p) are the measured momenta, scattering angles and azimuthal angles of the lepton and proton, respectively. The measured scattered lepton energy is $E'_l = p_l$. ΔE_l and $\Delta E'_l$ are strongly correlated so we applied cuts to $\Delta E^\pm = \Delta E_l \pm \Delta E'_l$. We identified e^+ and p kinematically. When this was ambiguous (i.e., when an event with two positive particles passed all four kinematic cuts as either e^+p or pe^+) then TOF information was used to identify the e^+ and p . We applied $\pm 3\sigma$ Q^2 - and ε -dependent kinematic cuts to select elastic scattering events. The resulting spectra are remarkably clean (see Fig. 1).

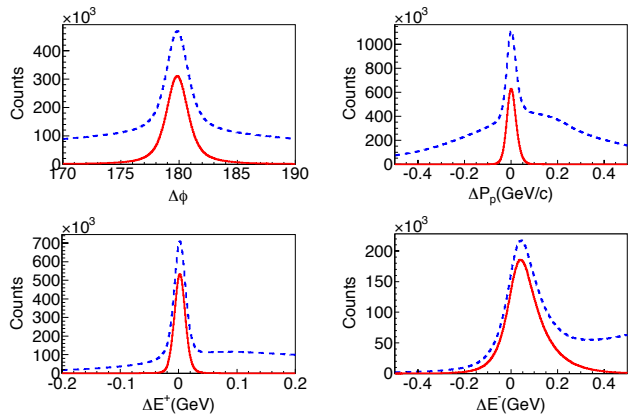


FIG. 1: (Color online) Number of events as a function of the four variables, $\Delta\phi$, ΔP_p and ΔE^\pm , before (blue dashed) and after (red) applying the other three elastic cuts on each and summed over all kinematics.

There is a remnant background seen under the signal, primarily at low ε and high Q^2 , even after all other²⁸⁰
cuts. Since this background is symmetric in $\Delta\phi$, it was estimated by fitting a Gaussian to the tails of the $\Delta\phi$ distribution. We validated the Gaussian shape of the background by comparing it to the background shape determined by the events in the tails of the ΔE^- distribution. The background was subtracted from the signal before constructing the final cross section ratio.

The incident lepton energy distribution rises rapidly from about 0.5 GeV to a peak at about 0.85 GeV and then decreases. We required $E_{incident} \geq 0.85$ GeV²⁹⁰

to avoid the region where the distribution is changing rapidly. The distributions were slightly different in shape and magnitude ($\approx 10\%$) for different beam chicane polarities, indicating that the chicane was not quite symmetric. This result is consistent with the incident lepton energy distributions as measured by the TPECAL. The TPECAL data showed that the e^+ energy distribution for positive chicane polarity was identical to the e^- energy distribution for negative chicane polarity (and vice versa). Therefore differences in e^+ and e^- beam luminosities cancel in the final ratio.

We matched the detector acceptances by selecting the region of the detector that had a uniform acceptance for both e^+ and e^- (fiducial cuts) and by eliminating events that hit a dead channel or would have hit a dead channel if the lepton charge were reversed. To account for the non-reversed magnetic field of the mini-torus, we simulated events using GSIM, the CLAS GEANT-based Monte Carlo program. The resulting acceptance correction factors are all within 0.5% of unity and were applied to the measured cross section ratios.

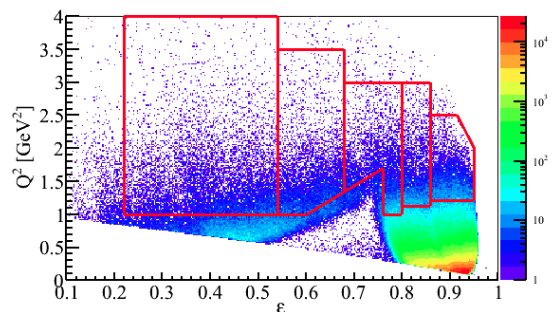


FIG. 2: (Color online) The number of e^+p elastic scattering events plotted versus Q^2 and ε for positive torus polarity. The red lines indicate the bin boundaries for the $Q^2 \approx 1.45$ GeV² data. The hole at $\varepsilon \approx 0.7$ is due to the trigger requirement that at least one of the two particles hit the EC. The holes for other configurations (negative torus polarity or e^-p events) are smaller.

Our TPE data covered a wide Q^2 - ε range (see Fig. 2). Small scattering angles θ correspond to virtual photon polarization $\varepsilon \approx 1$ and large scattering angles correspond to small ε . The $Q^2 > 1$ GeV² data were binned into five bins in ε at an average $Q^2 = 1.45$ GeV². Similarly, the $\varepsilon > 0.8$ data were binned into six Q^2 bins at an average $\varepsilon = 0.88$. For each bin the cross section ratio R was then divided by a radiative correction factor equal to the ratio of the e^+p and e^-p radiatively corrected cross sections calculated in the modified peaking approximation [30] and averaged over each bin by Monte Carlo integration. The radiative correction ranged from 0.4% at $Q^2 = 0.23$ GeV² and $\varepsilon = 0.88$ to a maximum of 3% at $Q^2 = 1.45$ GeV² and $\varepsilon = 0.4$. The uncorrected, R , and radiatively corrected, R' , e^+p/e^-p cross section ratios are tabulated

in the supplemental information.

Systematic uncertainties were carefully investigated. The uncertainty due to the target vertex cuts is the difference in the cross section ratios, R , between 26 cm and 28 cm target cuts. The uncertainty due to the fiducial cuts is the difference in R between nominal and tighter fiducial cuts. The uncertainty due to the elastic event selection is the difference in R between 3σ and 3.5σ kinematic cuts. Relaxing the elastic event selection cuts from 3σ to 3.5σ doubled the background. Thus the kinematic cut uncertainty also includes the background subtraction uncertainty. We varied the background fitting region to determine the additional uncertainty associated with the fitting procedure. We used the six-fold symmetry of CLAS to calculate R independently for each kinematic bin for leptons detected in each of the CLAS sectors (for bins and sectors with good overall efficiency). We compared the variance of the measurements with the statistically expected variance to determine the uncertainty due to detector imperfections (0.35%). The variation in R among the beam chicane magnet cycles was included as an uncertainty (0.3%). The uncertainty in the radiative correction was estimated to be 15% of the correction (point-to-point) plus a correlated uncertainty of 0.3% for $Q^2 = 1.45 \text{ GeV}^2$ and 0.15% for $\varepsilon = 0.88$. The uncertainties are tabulated in the supplemental information.

Figure 3 shows the ratio R' at $Q^2 = 1.45 \text{ GeV}^2$ and at $\varepsilon = 0.88$ compared to hadronic calculations. Blunden *et al.* [26] calculated the TPE amplitude using only the elastic nucleon intermediate state. Zhou and Yang [44] considered both the nucleon and the $\Delta(1232)$ in the intermediate state. These calculations bring the form factor ratio extracted from the unpolarized measurements into good agreement with the polarization transfer measurements at $Q^2 < 2 - 3 \text{ GeV}^2$ [12] with an additional 1–2% TPE contribution needed to fully resolve the discrepancy at larger Q^2 [44, 45].

Our results agree with the hadronic TPE calculations [26, 44]. Our data points plus the previous $\varepsilon = 0$ point [46] prefer the hadronic TPE calculation [26] by 2.5σ over the no-TPE ($R' = 1$) hypothesis. A calculation of TPE effects on a structureless point proton [12] is disfavored by 5σ .

To show the effect of our measurements on a single G_E/G_M point, we corrected the CLAS TPE cross section ratios at $Q^2 = 1.45 \text{ GeV}^2$ for the charge-even radiative correction (see Eq. 2) to determine the correction factor $1 + \delta_{2\gamma}$. We fit this to a linear function of ε and used this to correct the reduced electron scattering cross sections measured at $Q^2 = 1.75 \text{ GeV}^2$ [3]: $\sigma_R^{corr}(\varepsilon) = \sigma_R(\varepsilon) (1 + \delta_{2\gamma}(\varepsilon))$. The TPE corrections change $\mu_p G_E/G_M$ obtained from the unpolarized data from 0.910 ± 0.060 to 0.816 ± 0.076 , bringing it into agreement with the polarized electron scattering result of 0.789 ± 0.042 [9].

In conclusion, we have measured the ratio of e^+p/e^-p

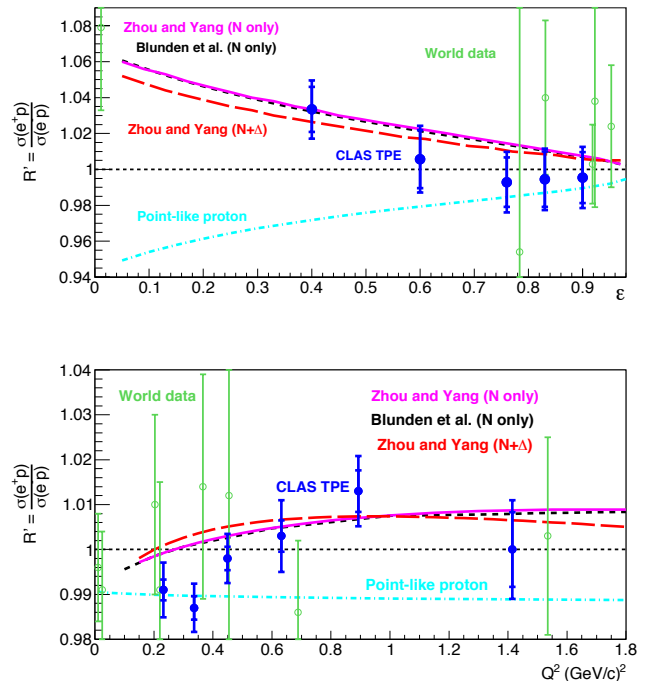


FIG. 3: (Color online) Ratio of e^+p/e^-p cross sections corrected for δ_{brem} as a function of ε at $Q^2 = 1.45 \text{ GeV}^2$ (top) and as a function of Q^2 at $\varepsilon = 0.88$ (bottom). The filled blue circles show the results of this measurement. The inner error bars are the statistical uncertainties and the outer error bars are the statistical, systematic and radiative-correction uncertainties added in quadrature. The black dotted line at $R' = 1$ is the limit of no TPE. The almost-identical nucleon-only hadronic calculations are shown by the short-dashed black (Blunden *et al.* [26]) and solid magenta curves (Zhou and Yang [44]). The long-dashed red curve shows the calculation including $N+\Delta$ intermediate states [44]. The cyan dot-dashed curve shows the calculation of TPE effects on a structureless point proton [12]. The open green circles show the previous world data at $Q^2 \geq 1 \text{ GeV}^2$ (top) and $\varepsilon \geq 0.8$ (bottom) [34].

elastic scattering cross sections over a wide range of Q^2 and ε using an innovative simultaneous tertiary e^+e^- beam, detecting the scattered particles in the CLAS spectrometer. The results are much more precise than previous measurements. Our measurements support hadronic TPE calculations which resolve the proton form factor discrepancy between polarized and unpolarized electron scattering measurements up to $Q^2 < 2 - 3 \text{ GeV}^2$ [12, 44]. Future measurements or improved calculations will be necessary to extend this up to $Q^2 = 6 \text{ GeV}^2$ where the discrepancy is greatest. Verifying the hadronic structure corrections associated with TPE is vital, as such corrections will apply to many other observables [27, 34, 47–49] where direct TPE measurements are not feasible.

We acknowledge the outstanding efforts of the Jefferson Lab staff (especially Dave Kashy and the CLAS tech-

nical staff) that made this experiment possible. This work was supported in part by the U.S. Department of Energy under several grants including DE-FG02-96ER40960 and DE-AC02-06CH11357, the U.S. National Science Foundation, the Italian Istituto Nazionale di Fisica Nucleare, the Chilean Comisión Nacional de Investigación Científica y Tecnológica (CONICYT), the French Centre National de la Recherche Scientifique and Commissariat à l’Energie Atomique, the UK Science and Technology Facilities Council (STFC), and the National Research Foundation of Korea. Jefferson Science Associates, LLC, operates the Thomas Jefferson National Accelerator Facility for the United States Department of Energy under contract DE-AC05-06OR23177.

* Current address: Thomas Jefferson National Accelerator Facility, Newport News, VA 23606

† Current address: University of Florida, Gainesville, FL 32611

‡ Contact Author weinstein@odu.edu

§ Current address: University of Kentucky, Lexington, Kentucky 40506

¶ Current address: Old Dominion University, Norfolk, Virginia 23529

** Current address: California Institute of Technology, Pasadena, California 91125

†† Current address: INFN, Sezione di Genova, 16146 Genova, Italy

- [1] C. F. Perdrisat, V. Punjabi, and M. Vanderhaeghen, *Prog. Part. Nucl. Phys.* **59**, 694 (2007).
- [2] J. Arrington, C. D. Roberts, and J. M. Zanotti, *J. Phys.* **G34**, 23 (2007).
- [3] L. Andivahis et al., *Phys. Rev. D* **50**, 5491 (1994).
- [4] M. K. Jones et al., *Phys. Rev. Lett.* **84**, 1398 (2000).
- [5] O. Gayou et al., *Phys. Rev. Lett.* **88**, 092301 (2002).
- [6] J. Arrington, *Phys. Rev. C* **68**, 034325 (2003).
- [7] M. E. Christy et al., *Phys. Rev. C* **70**, 015206 (2004).
- [8] I. A. Qattan et al., *Phys. Rev. Lett.* **94**, 142301 (2005).
- [9] V. Punjabi et al., *Phys. Rev. C* **71**, 055202 (2005).
- [10] A. J. R. Puckett et al., *Phys. Rev. Lett.* **104**, 242301 (2010).
- [11] A. J. R. Puckett et al., *Phys. Rev. C* **85**, 045203 (2012).
- [12] J. Arrington, P. Blunden, and W. Melnitchouk, *Prog. Part. Nucl. Phys.* **66**, 782 (2011).
- [13] J. C. Bernauer et al. (A1 Collaboration), *Phys. Rev. C* **90**, 015206 (2014).
- [14] D. Dutta et al., *Phys. Rev. C* **68**, 064603 (2003).
- [15] J. Arrington, *Phys. Rev.* **C69**, 022201 (2004).
- [16] C. Alexandrou, G. Koutsou, J. W. Negele, and A. Tsapalis, *Phys. Rev. D* **74**, 034508 (2006).
- [17] G. Cates, C. de Jager, S. Riordan, and B. Wojtsekhowski, *Phys. Rev. Lett.* **106**, 252003 (2011).
- [18] D. Armstrong and R. McKeown, *Annual Review of Nuclear and Particle Science* **62**, 337 (2012).
- [19] D. H. Beck, *Phys. Rev.* **D39**, 3248 (1989).
- [20] I. C. Cloët and G. A. Miller, *Phys. Rev. C* **86**, 015208 (2012).
- [21] J. Arrington, K. de Jager, and C. F. Perdrisat, *J. Phys. Conf. Ser.* **299**, 012002 (2011).
- [22] P. A. M. Guichon and M. Vanderhaeghen, *Phys. Rev. Lett.* **91**, 142303 (2003).
- [23] P. G. Blunden, W. Melnitchouk, and J. A. Tjon, *Phys. Rev. Lett.* **91**, 142304 (2003).
- [24] J. Arrington, *Phys. Rev. C* **71**, 015202 (2005).
- [25] C. E. Carlson and M. Vanderhaeghen, *Ann. Rev. Nucl. Part. Sci.* **57**, 171 (2007).
- [26] P. G. Blunden, W. Melnitchouk, and J. A. Tjon, *Phys. Rev. C* **72**, 034612 (2005).
- [27] A. V. Afanasev and C. E. Carlson, *Phys. Rev. Lett.* **94**, 212301 (2005).
- [28] L. W. Mo and Y.-S. Tsai, *Rev. Mod. Phys.* **41**, 205 (1969).
- [29] Y. S. Tsai, *Tech. Rep.*, SLAC-PUB-848 (1971).
- [30] R. Ent et al., *Phys. Rev.* **C64**, 054610 (2001).
- [31] J. Mar et al., *Phys. Rev. Lett.* **21**, 482 (1968).
- [32] R. L. Anderson et al., *Phys. Rev.* **166**, 1336 (1968).
- [33] W. Bartel et al., *Phys. Rev. Lett.* **17**, 608 (1966).
- [34] J. Arrington, *Phys. Rev. C* **69**, 032201 (2004).
- [35] A. Gramolin et al., *Nucl. Phys. Proc. Suppl.* **225-227**, 216 (2012).
- [36] J. Arrington et al. (2004), arXiv:nucl-ex/0408020.
- [37] R. Milner et al., *Nucl. Instr. Meth. A* **741**, 1 (2014).
- [38] M. Moteabbed et al. (CLAS Collaboration), *Phys. Rev. C* **88**, 025210 (2013).
- [39] D. I. Sober et al., *Nucl. Instr. Methods A* **440**, 263 (2000).
- [40] B. A. Mecking et al., *Nucl. Instr. Methods A* **503**, 513 (2003).
- [41] M. D. Mestayer et al., *Nucl. Instr. Methods A* **449**, 81 (2000).
- [42] E. S. Smith et al., *Nucl. Instr. Methods A* **432**, 265 (1999).
- [43] M. Amarian et al., *Nucl. Instr. Methods A* **460**, 239 (2001).
- [44] H.-Q. Zhou and S. N. Yang (2014), 1407.2711.
- [45] J. Arrington, W. Melnitchouk, and J. A. Tjon, *Phys. Rev. C* **76**, 035205 (2007).
- [46] B. Bouquet, D. Benaksas, B. Grossetete, B. Jean-Marie, G. Parrou, J. P. Poux, and R. Tchapotian, *Phys. Lett.* **B26**, 178 (1968).
- [47] P. G. Blunden, W. Melnitchouk, and J. A. Tjon, *Phys. Rev. C* **81**, 018202 (2010).
- [48] J. Arrington and I. Sick, *Phys. Rev.* **C76**, 035201 (2007).
- [49] J. A. Tjon, P. G. Blunden, and W. Melnitchouk, *Phys. Rev. C* **79**, 055201 (2009).