



HAL
open science

Unveiling the intruder deformed 0^+_{-2} state in ^{34}Si

F. Rotaru, F. Negoita, S. Grévy, J. Mrazek, S. Lukyanov, F. Nowacki, A. Poves, O. Sorlin, C. Borcea, R. Borcea, et al.

► **To cite this version:**

F. Rotaru, F. Negoita, S. Grévy, J. Mrazek, S. Lukyanov, et al.. Unveiling the intruder deformed 0^+_{-2} state in ^{34}Si . Physical Review Letters, 2012, 109, pp.092503. <10.1103/PhysRevLett.109.092503>. <in2p3-00712670v2>

HAL Id: in2p3-00712670

<https://in2p3.hal.science/in2p3-00712670v2>

Submitted on 5 Jul 2012

HAL is a multi-disciplinary open access archive for the deposit and dissemination of scientific research documents, whether they are published or not. The documents may come from teaching and research institutions in France or abroad, or from public or private research centers.

L'archive ouverte pluridisciplinaire HAL, est destinée au dépôt et à la diffusion de documents scientifiques de niveau recherche, publiés ou non, émanant des établissements d'enseignement et de recherche français ou étrangers, des laboratoires publics ou privés.



HAL Authorization

Unveiling the intruder deformed 0_2^+ state in ^{34}Si

F. Rotaru¹, F. Negoita¹, S. Grévy^{2*}, J. Mrazek³, S. Lukyanov⁴, F. Nowacki⁵, A. Poves⁶, O. Sorlin², C. Borcea¹, R. Borcea¹, A. Buta¹, L. Cáceres², S. Calinescu¹, R. Chevrier⁷, Zs. Dombrádi⁸, J. M. Daugas⁷, D. Lehbertz², Y. Penionzhkevich⁴, C. Petrone¹, D. Sohler⁸, M. Stanoiu¹ and J. C. Thomas²

¹*Horia Hulubei National Institute for Physics and Nuclear Engineering, IFIN-HH, P.O.B. MG-6, 077125 Magurele, Romania,*

²*Grand Accélérateur National d'Ions Lourds (GANIL), CEA/DSM - CNRS/IN2P3, Bd Henri Becquerel, BP 55027, F-14076 Caen Cedex 5, France*

³*Nuclear Physics Institute, AS CR, CZ-25068 Rez, Czech Republic*

⁴*FLNR, JINR, 141980 Dubna, Moscow region, Russia*

⁵*IPHC, Université de Strasbourg, IN2P3/CNRS; BP28, F-67037 Strasbourg Cedex, France*

⁶*Departamento de Física Teórica and IFT-UAM/CSIC,*

Universidad Autónoma de Madrid, E-28049 Madrid, Spain.

⁷*CEA, DAM, DIF, Bruyères-le-Châtel, F-91297 Arpajon Cedex, France and*

⁸*Institute of Nuclear Research, H-4001 Debrecen, Pf.51, Hungary*

(Dated: July 5, 2012)

The 0_2^+ state in ^{34}Si has been populated at the GANIL/LISE3 facility through the β -decay of a newly discovered 1^+ isomer in ^{34}Al of 26(1) ms half-life. The simultaneous detection of e^+e^- pairs allowed the determination of the excitation energy $E(0_2^+)=2719(3)$ keV and the half-life $T_{1/2}=19.4(7)$ ns, from which an electric monopole strength of $\rho^2(E0)=13.0(0.9)\times 10^{-3}$ was deduced. The 2_1^+ state is observed to decay both to the 0_1^+ ground state and to the newly observed 0_2^+ state (via a 607(2) keV transition) with a ratio $R(2_1^+\rightarrow 0_1^+/2_1^+\rightarrow 0_2^+)=1380(717)$. Gathering all information, a weak mixing with the 0_1^+ and a large deformation parameter of $\beta=0.29(4)$ are found for the 0_2^+ state, in good agreement with shell model calculations using a new SDPF-U-MIX interaction allowing np - nh excitations across the $N = 20$ shell gap.

PACS numbers: 23.35.+g, 23.40.-s, 23.20.Lv, 27.30.+t

In 1949 Mayer, Haxel, Suess and Jensen [1, 2] independently gave a description of the observed shell gaps at nucleon numbers 2, 8, 20, 28, 50, 82 and 126 in terms of mean field potential including the spin-orbit interaction. With this model, these special numbers - renamed 'magic numbers' -, as well as the properties of the related nuclei observed at that time such as spin, magnetic moments, discontinuities in binding energies, and β -decay systematics could be explained. Later, other remarkable properties of magic nuclei have been found: they have a high energy 2^+ state and a weak transition probability $B(E2:0^+\rightarrow 2^+)$. The picture of immutable shell gaps persisted until the ground breaking experiments performed between 1975 and 1984 in very neutron rich nuclei close to the neutron magic number $N = 20$. Although it was known since long that the ground state parity of ^{11}Be was at odds with the naive shell model picture [3], this fact was overlooked until much later. Studies of charge radii, atomic masses and nuclear spectra in the ^{12}Mg and ^{11}Na isotopic chains have shown that a region of deformation exists at $N = 20$ below ^{34}Si [4]. More recently it has been found that the $B(E2)$ of ^{32}Mg [5] is about 4 times larger than the one of ^{34}Si [6], hereby confirming the onset of the regime of quadrupole collectivity in the region. In the framework of the shell model, the deformation in ^{32}Mg was soon associated with two-particle-two-hole ($2p2h$) excitations across the $N = 20$ shell gap [7]. These $2p2h$ configurations were referred to as intruders since they lie outside the normal model space description of the sd shell nuclei. The region of those nuclei, the

ground state of which is dominantly an intruder configuration while their normal configuration ground state is found as an excited state, is called an "island of inversion". Nuclei around ^{32}Mg were proposed first to form such an island of inversion [8–10]. It has been demonstrated in a recent evaluation of the experimental data of ^{31}Mg and ^{33}Mg [11] that their ground state wave function is indeed dominated by two neutrons excitations into the pf orbits. Recent theoretical works [12, 13] go a bit further and propose the mixing of the normal and the intruder states for ^{32}Mg allowing even for a normal configuration dominated ground state [12]. The major pillars to understand the inversion mechanism are the $0_{1,2}^+$ states in $^{30,32}\text{Mg}$ and ^{34}Si . Adding two neutrons to ^{30}Mg may provoke the inversion of the normal and intruder configurations. The latter are expected to be shifted by nearly 3 MeV to become the ground state of ^{32}Mg . Along the isotonic chain we anticipate that the transition is even more abrupt: by removing two protons from ^{34}Si , the intruder state has to be shifted down by about 4 MeV with respect to the spherical one to become the ground state of ^{32}Mg .

Excited 0^+ states were searched for in ^{30}Mg , ^{32}Mg and ^{34}Si for a better understanding of the inversion mechanism. Despite many experimental efforts, this quest was vain for about 30 years until the recent discovery of the 0_2^+ states in ^{30}Mg at 1789 keV [14] and in ^{32}Mg at 1058 keV [15]. While the excited 0^+ state in ^{30}Mg could be assigned to the intruder configuration [14], the assignment of the ground state to the intruder and the

excited 0^+ state to the normal configuration in ^{32}Mg has been recently questioned [16]. Detailed spectroscopy of ^{34}Si resulting in the discovery of a 0_2^+ intruder state is an important step towards understanding the coexistence of the normal and intruder configurations [10]. A candidate for the 0_2^+ state in ^{34}Si has been proposed at 2133 keV in Ref.[17] but experiments which followed were not able to confirm this result [18–20]. In [20], a new candidate has been tentatively proposed at 1846 keV, but not confirmed by later works [18, 19, 21].

In the present work we propose to use the β -decay of ^{34}Al to populate the 0_2^+ state in ^{34}Si . As $^{34}\text{Al}_{21}$ lies at the boundary of the island of inversion, it should exhibit normal and intruder configurations at similar excitation energies. Indeed, in the shell model calculations of [22], its ground state ($J^\pi=4^-$) has a mixed configuration $\pi d_{5/2} \otimes \nu f_{7/2}$ and $\pi d_{5/2} \otimes \nu(d_{3/2})^{-2}(f_{7/2})^3$ while an excited state at ~ 200 keV ($J^\pi=1^+$) has an intruder $2p1h$ configuration $\pi d_{5/2} \otimes \nu(f_{7/2})^2(d_{3/2})^{-1}$ leaving a hole in the neutron $d_{3/2}$ orbit. Following this prediction the $J^\pi=1^+$ state would be a β -decay isomer. Its decay would mainly proceed through a Gamow-Teller transition $\nu d_{3/2} \rightarrow \pi d_{5/2}$, leading mostly to the $2p2h$ 0_2^+ state in ^{34}Si . If the 0_2^+ state is located below the 2_1^+ state at 3.326 MeV in ^{34}Si , it would decay by an E0 transition through internal electron conversion (IC) and/or internal pair creation (IPF) processes. Thus, electron spectroscopy coupled to β -decay spectroscopy was used to search for the 0_2^+ state in ^{34}Si .

The experiment was carried out at the Grand Accélérateur National d'Ions Lourds (GANIL) facility. The ^{34}Al nuclei were produced in the fragmentation of a 77.5 A-MeV ^{36}S primary beam of 2 e μ A mean intensity on a 240 mg/cm² Be target. The LISE3 spectrometer [23] was used to select and transport the ^{34}Al nuclei, produced at a rate of 600 pps with a purity of 93% and a momentum dispersion of 1.48%. The produced nuclei were identified on an event by event basis by means of their energy-loss in a stack of Si detectors (labeled Si_{stack}) and time-of-flight values referenced to the radio-frequency of the cyclotrons. The transversal alignment of the ^{34}Al nuclei was controlled by means of a double-sided Si strip detector located downstream to a 20 degrees-tilted kapton foil of 50 μm , in which the ^{34}Al nuclei were implanted. Once the alignment was performed, the implantation depth of the nuclei was adjusted by tilting the Si_{stack} with respect to the beam direction. Four telescopes (labeled as Si_{tel}), each composed of a 1 mm-thick Si detector of 50x50 mm² followed by a 4.5 mm-thick Si(Li) detector of 45x45 mm², located 24 mm above and below the beam axis were used to detect electrons and positrons with a geometrical efficiency of $\sim 40\%$. In addition two Ge clover detectors of the EXOGAM array, located at 35 mm on the left and right hand sides of the beam axis, were used to detect γ -rays with an efficiency of 1.6% at 1 MeV, and 0.8% at 3.3 MeV. The experiment ran in sequences of beam-on (120 ms) during which nuclei were collected and beam-off (300 ms) during which

the Si_{tel} detected the β -rays (from the β -decay) as well as e^+e^- (from IPF). Note that the detection of these particles was also considered in the beam-on mode in anti-coincidence with an ion detected in Si_{stack} . The 0_2^+ state would decay mainly through IPF if located at a high energy $E_{0_2^+}$ below the 2_1^+ state at 3.326 MeV. In this hypothesis, the electron and positron would share a total energy $E_{e^-}+E_{e^+}=E_{0_2^+}-1022$ keV. The search for these events was achieved by requiring a delayed coincidence between three Si_{tel} telescopes. Fig. 1a shows the total energy in one telescope versus the total energy in another. The oblique line corresponds to events in which the detected energy sum in two telescopes equals to 1688(2) keV (as shown in Fig. 1c). Taking into account the energy losses of the e^+e^- pair in the kapton foil as well as their energy-angle correlations [24] with GEANT4 simulations [25], we deduce that the total energy of the emitted pair ($E_{e^-}+E_{e^+}$) was 9(1) keV higher, establishing a 0_2^+ state at $E_{0_2^+}=2719(3)$ keV in ^{34}Si .

As shown in the Fig. 1b, a half-life of $T_{1/2}(E0)=19.4\pm 0.7$ ns has been obtained for the 0_2^+ state from the time difference between a β -ray in one of the Si_{tel} and a pair detected in another. A consistent value of 19.2 ± 0.8 ns was found from the time difference between a β -ray and a γ -ray of 511 keV, arising from the annihilation of the positron at rest, detected in EXOGAM. Therefore, the transition electric monopole strength $\rho^2(E0:0_2^+\rightarrow 0_1^+)=13.0(0.9)\times 10^{-3}$ is calculated using the internal conversion $\Omega_{IC}=1.331\times 10^7$ s⁻¹ and internal pair creation $\Omega_{IPF}=2.733\times 10^9$ s⁻¹ transition rates. These values have been obtained from the one of ref. [26] extrapolated to A=34 and corrected to take into account the atomic screening. The detailed procedure can be found in [27].

The existence of two β -decaying states in ^{34}Al is proven in the present work by the fact that half-lives obtained when β 's are followed by 926 keV or 511 keV γ -rays differ significantly as shown in Fig. 2. The transition at 926 keV is due to the $4^-\rightarrow 3^-$ γ -decay, as shown in [17]. Its half-life of 54.4(5) ms agrees well with the value of 56.3(5) ms obtained in [17]. Conversely, the transition of 511 keV corresponding to the $1^+\rightarrow 0_2^+$ β -decay has a significantly shorter half-life of 26(1) ms. The half-lives of the 4^- and 1^+ states in ^{34}Al compare well with the values of 59 and 30 ms predicted by shell model calculations, a direct feeding of the 0_2^+ state of 17% being predicted from the $J^\pi=1^+$. As no γ -ray (except a large number of 511 keV due to positrons annihilation) was observed in coincidence with the $\sim 2\times 10^4$ e^+e^- events selected in Fig. 1 (a,c) we surmise that the 0_2^+ state is fed *directly* by the β -decay of the 1^+ isomer of ^{34}Al . However, an absolute direct decay-branch to the 0_2^+ state is hard to obtain as the ratio of isomeric feeding in ^{34}Al could not be determined. As for the direct feeding of the 2_1^+ state in ^{34}Si through the decay of the $J=1^+$ isomer, the situation is more complex since all states populated in the decay of the 4^- state-transit through it. Since the β -

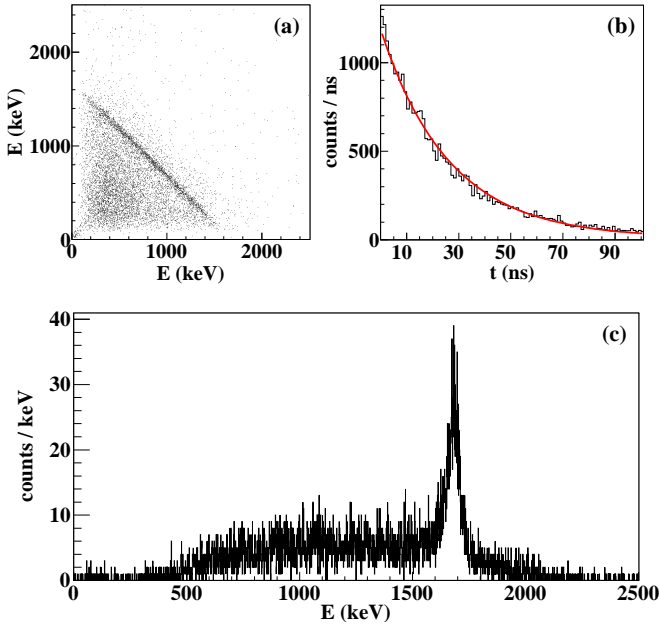


FIG. 1: a) Total energy in one telescope ($E_{Si}+E_{SiLi}$) versus total energy in another one for events with a telescope multiplicity ≥ 3 and a delay of 16 ns between the β -trigger and the detected e^+ and/or e^- . The oblique line corresponds to a constant energy sum of e^+e^- pairs emitted in the E0 decay of the 0_2^+ state in ^{34}Si . c) Sum of the energies in both telescopes showing a peak at 1688(2) keV. A half-life of 19.4(7) ns is deduced for the 0_2^+ state from the time difference between a β -trigger and a e^+e^- pair, as shown in b).

decay lifetime in coincidence with the $2_1^+ \rightarrow 0_1^+$ transition (49.8(2) ms) is shorter than the one obtained in [17], it is concluded that the 2_1^+ state is also fed (directly and/or indirectly) from β -decay of the isomer in ^{34}Al . A $J^\pi=1^+$ value is assigned to the β -decaying isomer in ^{34}Al by virtue of comparison to shell model calculations and β -decay selection rules.

Energy wise the 2_1^+ state in ^{34}Si could decay both to the 0_2^+ state (located 607 keV below) and to the 0_1^+ ground state leading to the known 3.326 MeV transition. Observation of both decay branches inform on the degree of mixing between these states. Shell model predict $B(E2:2_1^+ \rightarrow 0_2^+) = 67 \text{ e}^2\text{fm}^4$ and $B(E2:2_1^+ \rightarrow 0_1^+) = 11 \text{ e}^2\text{fm}^4$. When weighted by the E_γ^5 factor for E2 transitions, the expected branching to the 0_2^+ state represents only 0.12% of the total decay of the 2_1^+ state. To observe the weak decay branch through the 607 keV transition it was necessary to reduce the γ -background. This was achieved by requiring a multiplicity $M_{Si_{itel}} \geq 2$. In Fig. 3, the 607 KeV transition is seen together with the known 591 keV γ -line from the 4970 keV state in ^{34}Si [17]. When the beta-decay of ^{34}Al occurs to unbound states in ^{34}Si , the emitted neutrons can react with the ^{74}Ge nuclei contained in the EXOGAM detectors and excite its 2_1^+ state at 595.8 keV, giving rise to an enlarged peak at the cor-

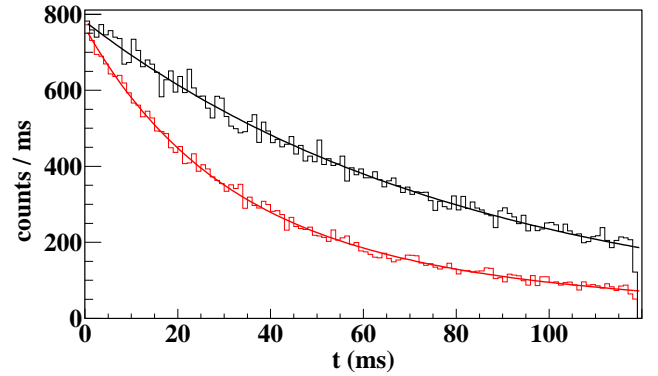


FIG. 2: β -decay time spectra obtained in coincidence with the 926 keV (in black) and 511 keV (in red) γ -rays of ^{34}Si giving different half-lives corresponding to the 4^- ground state [54.4(5)5 ms] and the 1^+ isomeric state [26(1) ms] in ^{34}Al .

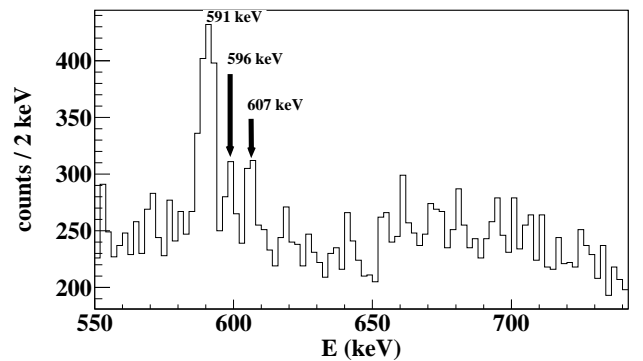


FIG. 3: Part of the gamma energy spectrum following the implantation of ^{34}Si nuclei. The main peak corresponds to the known 591 keV transition in ^{34}Si . Peaks at 607 keV and 596 keV correspond to the $2_1^+ \rightarrow 0_2^+$ decay and the $(n,n'\gamma)$ reactions on the ^{74}Ge nuclei of EXOGAM detectors, respectively.

responding energy in Fig. 3.

Despite a weak signal to noise ratio obtained for the 607 keV peak, a ratio $R(2_1^+ \rightarrow 0_1^+ / 2_1^+ \rightarrow 0_2^+) = 1380(717)$ has been extracted for the decay of the 2_1^+ state to the 0_2^+ and 0_1^+ states taking into account the γ efficiencies at 607 keV and 3.326 MeV and the Si detector efficiencies with the related uncertainties. A value of $B(E2:2_1^+ \rightarrow 0_2^+) = 61(40) \text{ e}^2\text{fm}^4$ is deduced using the measured value of $B(E2:2_1^+ \rightarrow 0_1^+) = 17(7) \text{ e}^2\text{fm}^4$ [28] determined via Coulomb excitation.

Information on the mixing and deformation of the $0_{1,2}^+$ states in ^{34}Si can be obtained using a two level mixing model assuming spherical β_S and deformed β_D configurations, as it has been done for example in [29]. Using the relation $B(E2:2_1^+ \rightarrow 0_1^+) / B(E2:2_1^+ \rightarrow 0_2^+) \sim \tan^2\theta$ [30], a weak mixing ratio of $\cos^2\theta = 0.78(9)$ is deduced from the experimental $B(E2)$ values. We remind here that the maximum mixing ratio would lead to $\cos^2\theta = 0.5$. The magnitude of the electric monopole matrix element can be written as a function of the mixing ratio and the differ-

TABLE I: Comparison between the experimental and shell model energies (in keV) and reduced transition probabilities (in $e^2\text{fm}^4$) for ^{34}Si , ^{32}Mg and ^{30}Mg .

	^{34}Si		^{32}Mg		^{30}Mg	
	exp.	s.m.	exp.	s.m.	exp.	s.m.
$E(0_2^+)$	2719(3)	2570	1058(2) ^a	1282	1788.2(4)	1717
$E(2_1^+)$	3326(1) ^b	3510	885.3(1)	993	1482.8(3)	1642
$B(E2:2_1^+ \rightarrow 0_1^+)$	17(7) ^c	11	91(16) ^d	85	48(6) ^e	59
$B(E2:2_1^+ \rightarrow 0_2^+)$	61(40)	67	≤ 109 ^a	15	11(1) ^f	9

^a: [15]; ^b: [17, 20]; ^c: [28]; ^d: [5]; ^e: [32]; ^f: [14]

ence of shapes, β_S and β_D , of the two configurations before mixing [31], $\rho^2(E0) = (3Ze/4\pi)^2 \sin^2\theta \cos^2\theta (\beta_D^2 - \beta_S^2)^2$. Using the experimental value of the mixing ratio, the experimental electric monopole strength is reproduced when deformation parameters of $\beta_D = 0.29(4)$ and $\beta_S = 0$ are taken.

We compare now the experimental results with the shell model calculations performed with the code ANTOINE [33] using the effective interaction SDPF-U-MIX which is an extension of SDPF-U-SI [34]. The SDPF-U-SI interaction was designed for $0\hbar\omega$ calculations of very neutron rich sd nuclei around $N = 28$ in a valence space comprising the full $sd(pf)$ -shell for the protons(neutrons), *i.e.* this interaction was defined with a core of ^{28}O . Its single particle energies (SPE's) and monopoles (neutron-proton sd - pf and neutron-neutron pf - pf) were fixed by the spectra of ^{35}Si , ^{41}Ca , ^{47}K and ^{49}Ca . In order to allow for the mixing among different np - nh neutron configurations across $N = 20$, it is necessary to add to SDPF-U-SI the following new ingredients: a) The off-diagonal cross shell sd - pf matrix elements, which are taken from the Lee-Kahana-Scott G-matrix [35] scaled as in ref. [36]; b) The neutron SPE's on a core of ^{28}O : for the the sd -shell orbits we use always the USD values [37], while for the pf -shell orbits we have no experimental guidance at all. Nonetheless, for any particular set of pf -shell SPE's, the neutron-neutron sd - pf monopoles must be chosen such as to reproduce the spectrum of ^{35}Si and the $N = 20$ gap. We have anchored our choice to the energy of the first excited 0^+ state in ^{30}Mg , because this guarantees that in our isotopic course toward $N = 20$ the descent of the intruder states proceeds with the correct slope. Indeed, at $0\hbar\omega$ SDPF-U-MIX and SDPF-U-SI produce identical results.

The results of the calculations performed with this new SDPF-U-MIX interaction are gathered in Table I. There is a very nice agreement for the excitation energies and $B(E2)$'s in ^{34}Si using the standard sd -shell effective charges $e_\pi = 1.35e$ and $e_\nu = 0.35e$. The 0_1^+ ground state has 89% of neutron closed shell configuration whereas the excited 0_2^+ and 2_1^+ are built on $2p2h$ excitations at 86%. Thus the image of coexistence between a closed-shell 0_1^+ and a strongly correlated 0_2^+ state stands for ^{34}Si . It is worthwhile to mention that, as illustrated in Table I, the results obtained with this new interaction for the $^{30,32}\text{Mg}$ agree also very well with the experimental data. The ground state of ^{30}Mg is built on normal configurations at

77% and its first 0^+ excited state is an intruder with the same proportion (77%). The situation is more complex in ^{32}Mg , with the ground state being dominated by intruder configurations at 88% whereas the first excited 0^+ is an even mixture of normal and intruder components. With these mixing ratios, the dramatic shift observed for the intruder configuration in ^{32}Mg with respect to both ^{30}Mg and ^{34}Si is well reproduced.

Concerning ^{34}Al , the calculation produces the right ground state spin 4^- , a first excited 5^- at 0.25 MeV and a 1^+ isomer at 0.55 MeV. The lifetimes of the ground state (59 ms) and the isomer (30 ms) agree nicely with the experimental data (54.4(5) and 26(1), respectively). The multiplet of negative parity states is dominated by the neutron $1p0h$ configuration $(f_{7/2})^{+1}$ with a proton hole in $d_{5/2}$ consistent with the doubly magic picture of ^{34}Si . The mixing in the 4^- ground state, discussed in [22], is calculated to be around 22%. The structure of the isomeric 1^+ state is, as expected, dominated (92%) by the neutron $2p1h$ configuration $(d_{3/2})^{-1}(f_{7/2})^2$.

To summarize, the β -decay of a newly discovered 1^+ isomer in ^{34}Al ($T_{1/2} = 26(1)$ ms) has been used to populate and study for the first time the 0_2^+ state at 2719(3) keV in ^{34}Si . From the spectroscopic information - $\rho^2(E0:0_2^+ \rightarrow 0_1^+) = 13.0(0.9) \times 10^{-3}$ and $B(E2:2_1^+ \rightarrow 0_2^+) = 61(40) e^2\text{fm}^4$ - a weak mixing ratio of 0.78(9) with the 0_1^+ state and a large deformation parameter $\beta = 0.29(4)$ are extracted. Therefore the spherical ground state 0_1^+ and the deformed 0_2^+ state coexist in ^{34}Si . State of the art shell model calculations using the new SDPF-U-MIX interaction accounting for the mixing of normal states with np - nh excitations across the $N = 20$ shell gap has been performed, the results of which are in very good agreement with the experimental data. These calculations show a 12 - 22% mixing of the intruder component to the normal one in the ground states of ^{30}Mg and ^{34}Si , respectively, while a similar admixture of the normal configurations to the intruder ones is calculated in the ground state of ^{32}Mg as well as in the 0_2^+ states of ^{30}Mg and ^{34}Si . Thus the basic idea of the island is confirmed in the framework of the shell model, although the picture became a more refined via allowing for configuration mixing.

The authors are thankful to the LISE staff for their effort in the preparation of the experiment. This work has been supported by BMBF 06BN109, GA of Czech Republic 202/040791, MICINN-FPA2009-13377, CM-HEPHACOS-S2009/ESP-1473 (Spain), the EC through the Eurons project contract RII3-CT-3/2004-506065, OTKA K68801 and K100835, the Bolyai Foundation and by Romanian ANCS, CNCS UEFISCDI, project number PN-II-RU-TE-2011-3-0051. RB, AB, FN and FR acknowledge the IN2P3/CNRS support.

*corresponding author: grevy@in2p3.fr. Present affiliation : Centre d'Etudes Nucléaire de Bordeaux Gradignan (CENBG), UMR 5797 CNRS/IN2P3, Chemin

du Solarium, BP 120, 33175 Gradignan Cedex, France

- [1] M. Goeppert-Mayer, Phys. Rev. **75** 1969 (1949).
- [2] O. Haxel, J. H.D. Jensen and H. E. Suess, Phys. Rev. **75** 1766 (1949).
- [3] I. Talmi and I. Unna, Phys. Rev. Lett. **4** 469 (1960).
- [4] C. Thibault *et al.*, Phys. Rev. C**12** 644 (1975); G. Huber *et al.*, Phys. Rev. C**18** 2342 (1978); C. Détraz *et al.*, Phys. Rev. C**19** 164 (1979); D. Guillemaud-Mueller *et al.*, Nuclear Phys. A**426** 37(1984).
- [5] T. Motobayashi *et al.*, Phys. Lett. B**346** 9 (1995); H. Iwasacki *et al.*, Phys. Lett. B**522** 9 (2001); B.V. Pritychenko *et al.*, Phys. Rev. C**63** 011305(R) (2000); J.A. Church *et al.*, Phys. Rev. C**72** 054320 (2005).
- [6] R.W. Ibbotson *et al.*, Phys. Rev. Lett. **80** 2081 (1998).
- [7] X. Campi *et al.*, Nuclear Phys. A**251** 193 (1975); A. Poves, J. Retamosa, Phys. Lett. B**184** 311 (1987); E. K. Warburton *et al.*, Phys. Rev. C**41** 1147 (1990).
- [8] P. Baumann *et al.*, Phys. Lett. B **228** 458 (1989).
- [9] E. Caurier *et al.*, Phys. Rev. C **58**, 2033 (1998).
- [10] K. Heyde and J. L. Wood, Rev. Mod. Phys**83**, 1467 (2011).
- [11] G. Neyens, Phys. Rev. C **84**, 064310 (2011).
- [12] H. T. Fortune, Phys. Rev. C **85**, 014315 (2012).
- [13] N. Hinohara *et al.*, Phys. Rev. C **84**, 061302(R) (2011).
- [14] W. Schwerdtfeger *et al.*, Phys. Rev. Lett. **103**, 012501 (2009).
- [15] K. Wimmer *et al.*, Phys. Rev. Lett. **105** 252501 (2010).
- [16] H. T. Fortune, Phys. Rev. C **84**, 024327 (2011).
- [17] S. Nummela *et al.*, Phys. Rev. C **63**, 044316 (2001).
- [18] S. Grévy *et al.*, Eur. Phys. J. A **25** s1-111 (2005).
- [19] W. Mittig *et al.*, Eur. Phys. J. A **15** 157 (2002).
- [20] N. Iwasa *et al.*, Phys. Rev. C **67**, 064315 (2003).
- [21] M. Gélin, PhD thesis, Université de Caen, GANIL 7 07 02 (2007).
- [22] P. Himpe *et al.*, Phys. Lett. B **658** 203 (2008).
- [23] R. Anne *et al.*, Nucl. Instr. and Meth. A**257**, 215 (1987).
- [24] Ch. Hofmann *et al.*, Phys. Rev. C **42**, 2632 (1990).
- [25] S. Agostinelli *et al.*, Nucl. Instr. and Meth. A**506**, 250 (1997).
- [26] <http://bricc.anu.edu.au/>; A. Passoja and T. Salonen, report JYFL RR-2/86 (1986).
- [27] http://tel.archives-ouvertes.fr/docs/00/43/01/25/PDF/Manuscrit_These_final.pdf, page 113.
- [28] R.W. Ibbotson *et al.*, Phys. Rev. Lett. **80**, 2081 (1998).
- [29] C. Force *et al.*, Phys. Rev. Lett. **105** 102501 (2010).
- [30] H. Mach *et al.*, Phys. Lett. B**230**, 21(1989).
- [31] J. L. Wood *et al.*, Nucl. Phys. A **651**, 323(1999).
- [32] O. Niedermaier *et al.*, Phys. Rev. Lett. **94** 172501 (2005).
- [33] E. Caurier, *et al.*, Rev. Mod. Phys. **77**, 427 (2005).
- [34] F. Nowacki and A. Poves, Phys. Rev. **180**, 014310 (2009).
- [35] S. Kahana, H. Lee and C. Scott, Phys. Rev. C **79**, 956 (1969).
- [36] E. Caurier, *et al.*, Phys. Rev. C **75**, 054317 (2007).
- [37] B. A. Brown and B. H. Wildenthal, Annu. Rev. Nuc. Part. Sci. **38** 29 (1988).