



HAL
open science

Electroweak and QCD Combined Fit of HERA-II Data

G. Li

► **To cite this version:**

G. Li. Electroweak and QCD Combined Fit of HERA-II Data. 15th International Workshop on Deep-Inelastic Scattering and Related Subjects (DIS2007), Apr 2007, Munich, Germany. pp.387-390, 10.3360/dis.2007.47 . in2p3-00195958

HAL Id: in2p3-00195958

<https://in2p3.hal.science/in2p3-00195958v1>

Submitted on 11 Dec 2007

HAL is a multi-disciplinary open access archive for the deposit and dissemination of scientific research documents, whether they are published or not. The documents may come from teaching and research institutions in France or abroad, or from public or private research centers.

L'archive ouverte pluridisciplinaire **HAL**, est destinée au dépôt et à la diffusion de documents scientifiques de niveau recherche, publiés ou non, émanant des établissements d'enseignement et de recherche français ou étrangers, des laboratoires publics ou privés.

Electroweak and QCD Combined Fit of HERA-II Data

Gang LI

On behalf of the H1 collaboration,
Laboratoire de l'Accélérateur Linéaire, Université Paris-Sud 11,
IN2P3/CNRS, BP34, 91898 Orsay, France

We report a new Electroweak and QCD combined fit based on H1 measurements. Due to the polarizations of electron and positron beams at HERA-II, the precision of the Electroweak couplings of the light quarks to Z^0 has been improved significantly.

1 Introduction

The deep inelastic scattering (DIS) of leptons off nucleons has played an important role in revealing the structure of matter, in the discovery of weak neutral current interactions and in the foundation of the Standard Model (SM) as the theory of strong and Electroweak (EW) interactions. At HERA, the first lepton-proton collider ever built, the study of DIS has been pursued since 1992 over a wide kinematic range. In terms of Q^2 , the negative four-momentum transfer squared, the kinematic coverage includes the region where the electromagnetic and weak interactions become of comparable strength. Both charged current (CC) and neutral current (NC) interactions occur in ep collisions and are studied by the two collider experiments H1 and ZEUS. Many QCD analyses of HERA data have been performed to determine the strong interaction coupling constant α_s [2, 3, 4] and parton distribution functions (PDFs) [3, 5, 6]. In EW analyses, the W boson mass value has been determined from the charged current data at high Q^2 [5, 7, 8, 9, 10, 11, 12], and from combined fit in [13].

Based solely on the precise data recently published by H1 [2, 5, 6, 9] and new data of HERA-II, a combined QCD and EW analysis is performed here and parameters of the Electroweak theory are determined. The published data have been taken by the H1 experiment in the first phase of operation of HERA (HERA-I) with unpolarised e^+ and e^- beams and correspond to an integrated luminosity of 100.8 pb^{-1} for e^+p and 16.4 pb^{-1} for e^-p , respectively. The new data were taken in the second phase of operation (HERA-II, including 2003–2005) with polarized e^+ and e^- beams and correspond to an integrated luminosity of 47.6 pb^{-1} for e^+p and 98.2 pb^{-1} for e^-p respectively.

At HERA, the NC interactions at high Q^2 receive contributions from γZ interference and Z^0 exchange. Thus the NC data can be used to extract the weak couplings of up- and down-type quarks to the Z^0 boson. At high Q^2 and high x , where the NC $e^\pm p$ cross sections are sensitive to these couplings, the up- and down-type quark distributions are dominated by the light u and d quarks. Therefore, this measurement can be considered to determine the light quark couplings. The CC cross section data help to disentangle the up and down quark distributions. At HERA-II, the e^\pm beams are polarized. For neutral current, the cross section can be expressed as:

$$\begin{aligned}\frac{d^2\sigma_{NC}^\pm}{dx dQ^2} &= \frac{2\pi\alpha^2}{xQ^4}\phi_{NC}^\pm, \\ \phi_{NC}^\pm &= Y_+\tilde{F}_2 \mp Y_-\tilde{F}_3 - y^2\tilde{F}_L.\end{aligned}$$

Here we neglect the contribution of \tilde{F}_L , the other two structure functions are:

$$\begin{aligned}\tilde{F}_2^\pm &\simeq F_2^\gamma - (\pm P_e a_e) \chi_Z F_2^{\gamma Z}, \\ x\tilde{F}_3^\pm &\simeq - (a_e) \chi_Z x F_3^{\gamma Z},\end{aligned}\quad (1)$$

where the χ_Z is the propagator of the Z boson. Since $\chi_Z \gg \chi_Z^2$ and $v_e \simeq 0.05$, the pure Z^0 terms and the corresponding terms of v_e have been neglected here.

In the quark parton model, the γZ interference terms can be expressed as :

$$\begin{aligned}F_2^{\gamma Z} &= \sum 2e_i v_i (xq_i + x\bar{q}_i), \\ xF_3^{\gamma Z} &= \sum 2e_i a_i (xq_i - x\bar{q}_i).\end{aligned}\quad (2)$$

According to the formulae 1 and 2, we can see that the polarizations of e^\pm put more constraints to the Electroweak couplings. So we can expect high sensitivity of the couplings from the polarized data of HERA-II.

2 Data sets and fit strategies

The QCDFit [14] package has been used in this work. The combined EW-QCD analysis follows the same fit procedure as used in [6, 13]. The QCD analysis is performed using the DGLAP evolution equations [15] at NLO [16] in the $\overline{\text{MS}}$ renormalisation scheme. The contributions of the heavy quarks are taken into account, including the top quark. All quarks are taken to be massless when Q^2 is above their mass thresholds.

Fits are performed to the measured cross sections by fixing the strong coupling constant to be equal to $\alpha_s(M_Z^2) = 0.1185$. The analysis uses an x -space program developed within the H1 Collaboration [17]. In the fit procedure, a χ^2 function which is defined in [2] is minimized. The minimization takes into account correlations between data points caused by systematic uncertainties [6].

In the fits, five PDFs — gluon, xU , xD , $x\bar{U}$ and $x\bar{D}$ are defined by 10 free parameters as in [6, 13]. For all fits, the PDFs obtained here are consistent with those from the H1 PDF 2000 fit [6].

The analysis performed here uses not only HERA-I data sets as in [6], but also the data sets obtained by HERA-II (including 2003–2005 data) which has polarized electron and positron beams. These data cover a Bjorken x range from 3×10^{-5} to 0.65 depending on Q^2 . The fit using a toy Monte Carlo data shows that the polarization will improve the Electroweak couplings significantly, especially for the up quark (See figure 1).

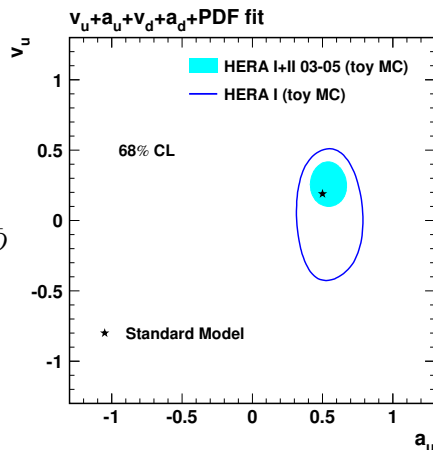


Figure 1: Comparison of fits using a toy Monte Carlo, 94-00 data and 94-05 data.

3 Fit results

In this analysis “fit $v_u - a_u - v_d - a_d$ -PDF”, the vector and axial-vector dressed couplings of u and d quarks together with PDF are treated as free parameters. The effect of the u and d correlation is studied by fixing either u or d quark couplings to their SM values fits “ $v_u - a_u$ -PDF” and “ $v_d - a_d$ -PDF”.

The results from this analysis are compared in figure 2 with the previous results of HERA-I [13]. We can see that the precision of u quark couplings are improved significantly as expected, which is due to the contribution of polarized e^\pm beams.

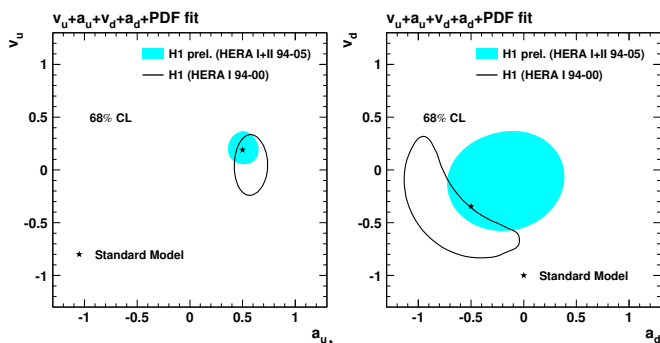


Figure 2: Fit results: contours of vector- and axial-couplings of u and d quark, compared with HERA-I.

HERA determination of the u quark couplings has better precision than that from the Tevatron. These determinations are sensitive to u and d quarks separately, contrary to other measurements of the light quark- Z^0 couplings in νN scattering [19] and atomic parity violation [20] on heavy nuclei. They also resolve any sign ambiguity and the ambiguities between v_u and a_u of the determinations based on observables measured at the Z^0 resonance [21] at LEP.

4 Summary

The vector and axial-vector weak neutral current couplings of u and d quarks to the Z^0 boson have been determined at HERA. The precision of u quark couplings has been improved significantly with respect to the HERA-I results. Also better precision of the u quark couplings was achieved compared with the CDF results [18], and it has no sign ambiguities such as those of LEP [21]. All results are consistent with the Elec-

The precision is better for the u quark as expected. The superior precision for a_u comes from the γZ interference contribution xF_3 . And the improvement of v_u comes from the γZ interference term $F_2^{\gamma Z}$ due to non zero polarization of e^\pm . Similarly the d -quark couplings v_d and a_d are also constrained by these terms but the smaller electrical charge decreases the effect of these constraints.

The results from this analysis are also compared in figure 3 with similar results obtained previously by the CDF experiment [18]. The

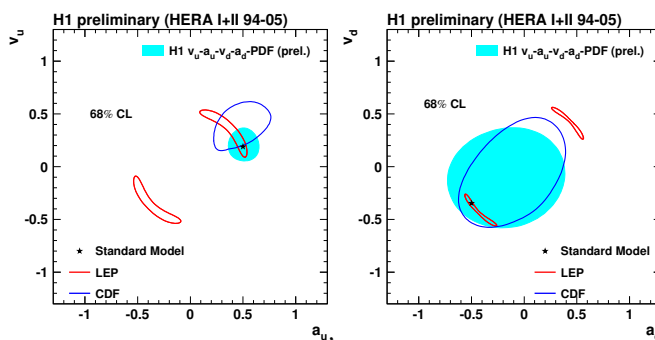


Figure 3: Fit results: contours of vector- and axial-couplings of u and d quark, compared with those of LEP and CDF.

troweak Standard Model.

Further improvement in precision is expected as more HERA-II data will be analysed and included in the combined fit.

References

- [1] Slides:
<http://indico.cern.ch/contributionDisplay.py?contribId=38&sessionId=14&confId=9499>
- [2] C. Adloff *et al.* [H1 Collaboration], Eur. Phys. J. **C21** 33 (2001).
- [3] S. Chekanov *et al.* [ZEUS Collaboration], Phys. Rev. **D67** 012007 (2003).
- [4] S. Chekanov *et al.* [ZEUS Collaboration], Eur. Phys. J. **C42** 1 (2005).
- [5] C. Adloff *et al.* [H1 Collaboration], Eur. Phys. J. **C13** 609 (2000).
- [6] C. Adloff *et al.* [H1 Collaboration], Eur. Phys. J. **C30** 1 (2003).
- [7] T. Ahmed *et al.* [H1 Collaboration], Phys. Lett. **B324** 241 (1994).
- [8] S. Aid *et al.* [H1 Collaboration], Phys. Lett. **B379** (1996) 319
- [9] C. Adloff *et al.* [H1 Collaboration], Eur. Phys. J. **C19** (2001) 269
- [10] J. Breitweg *et al.* [ZEUS Collaboration], Eur. Phys. J. **C12** 411 (2000); [Erratum *ibid.* **B27** 305 (2003)].
- [11] S. Chekanov *et al.* [ZEUS Collaboration], Phys. Lett. **B539** 197 (2002); [Erratum *ibid.* **B552** (2003) 308].
- [12] S. Chekanov *et al.* [ZEUS Collaboration], Eur. Phys. J. **C32** 1 (2003).
- [13] A. Aktas *et al.* [H1 Collaboration], Phys. Lett. **B632** 35 (2006).
- [14] Manual:
<http://h1.web.lal.in2p3.fr/divers/psfiles/notice.ps>
- [15] Y.L. Dokshitzer, Zh. Eksp. Teor. Fiz. **73** (1977) 1216; V.N. Gribov and L.N. Lipatov, Yad. Fiz. **15** 1218 (1972) ; V.N. Gribov and L.N. Lipatov, Yad. Fiz. **15** 781 (1972); G. Altarelli and G. Parisi, Nucl. Phys. **B126** 298 (1977) .
- [16] W. Furmanski and R. Petronzio, Phys. Lett. **B97** 437 (1980).
- [17] C. Pascaud and F. Zomer, LAL preprint, **LAL 95-05** (1995); C. Pascaud and F. Zomer, "A fast and precise method to solve the Altarelli-Parisi equations in x space" [hep-ph/0104013].
- [18] D. Acosta *et al.* [CDF Collaboration], Phys. Rev. **D71** 052002 (2005)
- [19] G.P. Zeller *et al.* [NuTeV Collaboration], Phys. Rev. Lett. **88** 091802 (2002) [Erratum-*ibid.* **90** 239902 (2003)].
- [20] S.C. Bennett and C.E. Wieman, Phys. Rev. Lett. **82** 2484 (1999).
- [21] LEP and SLD Electroweak working groups, "Combination of Preliminary Electroweak Measurements and Constraints on the Standard Model"; <http://lepewwg.web.cern.ch/LEPEWWG/plots/summer2004/>.