



**HAL**  
open science

## **New measurement of parity violation in elastic electron-proton scattering and implications for strange form factors**

K.A. Aniol, D.S. Armstrong, T. Averett, Maud Baylac, E. Burtin, J. Calarco, G.D. Cates, C. Cavata, Z. Chai, C.C. Chang, et al.

### ► **To cite this version:**

K.A. Aniol, D.S. Armstrong, T. Averett, Maud Baylac, E. Burtin, et al.. New measurement of parity violation in elastic electron-proton scattering and implications for strange form factors. *Physics Letters B*, 2001, 509, pp.211-216. <in2p3-00021543>

**HAL Id: in2p3-00021543**

**<https://in2p3.hal.science/in2p3-00021543v1>**

Submitted on 1 Apr 2003

**HAL** is a multi-disciplinary open access archive for the deposit and dissemination of scientific research documents, whether they are published or not. The documents may come from teaching and research institutions in France or abroad, or from public or private research centers.

L'archive ouverte pluridisciplinaire **HAL**, est destinée au dépôt et à la diffusion de documents scientifiques de niveau recherche, publiés ou non, émanant des établissements d'enseignement et de recherche français ou étrangers, des laboratoires publics ou privés.



HAL Authorization

# New Measurement of Parity Violation in Elastic Electron-Proton Scattering and Implications for Strange Form Factors

K. A. Aniol<sup>a</sup>, D. S. Armstrong<sup>ah</sup>, T. Averett<sup>ah</sup>, M. Baylac<sup>aa</sup>,  
E. Burtin<sup>aa</sup>, J. Calarco<sup>t</sup>, G. D. Cates<sup>x</sup>, C. Cavata<sup>aa</sup>, Z. Chai<sup>s</sup>,  
C. C. Chang<sup>q</sup>, J.-P. Chen<sup>l</sup>, E. Chudakov<sup>l</sup>, E. Cisbani<sup>k</sup>,  
M. Coman<sup>d</sup>, D. Dale<sup>n</sup>, A. Deur<sup>l</sup>, P. Djawotho<sup>ah</sup>,  
M. B. Epstein<sup>a</sup>, S. Escoffier<sup>aa</sup>, L. Ewell<sup>q</sup>, N. Falletto<sup>aa</sup>,  
J. M. Finn<sup>ah</sup>, A. Fleck<sup>y</sup>, B. Frois<sup>aa</sup>, S. Frullani<sup>k</sup>, J. Gao<sup>s</sup>,  
F. Garibaldi<sup>k</sup>, A. Gasparian<sup>g</sup>, G. M. Gerstner<sup>ah</sup>, R. Gilman<sup>l,z</sup>,  
A. Glamazdin<sup>o</sup>, J. Gomez<sup>l</sup>, V. Gorbenko<sup>o</sup>, O. Hansen<sup>l</sup>,  
F. Hersman<sup>t</sup>, D. W. Higinbotham<sup>ag</sup>, R. Holmes<sup>ac</sup>, M. Holtrop<sup>t</sup>,  
B. Humensky<sup>x</sup>, S. Incerti<sup>ad</sup>, M. Iodice<sup>j</sup>, C. W. de Jager<sup>l</sup>,  
J. Jardillier<sup>aa</sup>, X. Jiang<sup>z</sup>, M. K. Jones<sup>ah</sup>, J. Jorda<sup>aa</sup>,  
C. Jutier<sup>w</sup>, W. Kahl<sup>ac</sup>, J. J. Kelly<sup>q</sup>, D. H. Kim<sup>p</sup>, M.-J. Kim<sup>p</sup>,  
M. S. Kim<sup>p</sup>, I. Kominis<sup>x</sup>, E. Kooijman<sup>m</sup>, K. Kramer<sup>ah</sup>,  
K. S. Kumar<sup>r,x</sup>, M. Kuss<sup>l</sup>, J. LeRose<sup>l</sup>, R. De Leo<sup>i</sup>,  
M. Leuschner<sup>t</sup>, D. Lhuillier<sup>aa</sup>, M. Liang<sup>l</sup>, N. Liyanage<sup>s</sup>,  
R. Lourie<sup>ab</sup>, R. Madey<sup>m</sup>, S. Malov<sup>z</sup>, D. J. Margaziotis<sup>a</sup>,  
F. Marie<sup>aa</sup>, P. Markowitz<sup>l</sup>, J. Martino<sup>aa</sup>, P. Mastromarino<sup>x</sup>,  
K. McCormick<sup>w</sup>, J. McIntyre<sup>z</sup>, Z.-E. Meziani<sup>ad</sup>, R. Michaels<sup>l</sup>,  
B. Milbrath<sup>c</sup>, G. W. Miller<sup>x</sup>, J. Mitchell<sup>l</sup>, L. Morand<sup>e,aa</sup>,  
D. Neyret<sup>aa</sup>, G. G. Petratos<sup>m</sup>, R. Pomatsalyuk<sup>o</sup>, J. S. Price<sup>l</sup>,  
D. Prout<sup>m</sup>, T. Pussieux<sup>aa</sup>, G. Quéméner<sup>ah</sup>, R. D. Ransome<sup>z</sup>,  
D. Relyea<sup>x</sup>, Y. Roblin<sup>b</sup>, J. Roche<sup>ah</sup>, G. A. Rutledge<sup>ah</sup>,  
P. M. Rutt<sup>l</sup>, M. Rvachev<sup>s</sup>, F. Sabatie<sup>w</sup>, A. Saha<sup>l</sup>,  
P. A. Souder<sup>ac</sup>, M. Spradlin<sup>h,x</sup>, S. Strauch<sup>z</sup>, R. Suleiman<sup>m</sup>,  
J. Templon<sup>f</sup>, T. Teresawa<sup>ae</sup>, J. Thompson<sup>ah</sup>, R. Tieulent<sup>q</sup>,  
L. Todor<sup>w</sup>, B. T. Tonguc<sup>ac</sup>, P. E. Ulmer<sup>w</sup>, G. M. Urciuoli<sup>k</sup>,  
B. Vlahovic<sup>l,v</sup>, K. Wijesooriya<sup>ah</sup>, R. Wilson<sup>h</sup>,  
B. Wojtsekhowski<sup>l</sup>, R. Woo<sup>af</sup>, W. Xu<sup>s</sup>, I. Younus<sup>ac</sup>, C. Zhang<sup>q</sup>

<sup>a</sup>California State University - Los Angeles, Los Angeles, California 90032, USA

- <sup>b</sup>*Université Blaise Pascal/IN2P3, F-63177 Aubière, France*
- <sup>c</sup>*Eastern Kentucky University, Richmond, Kentucky 40475, USA*
- <sup>d</sup>*Florida International University, Miami, Florida 33199, USA*
- <sup>e</sup>*Université Joseph Fourier, F-38041 Grenoble, France*
- <sup>f</sup>*University of Georgia, Athens, Georgia 30602, USA*
- <sup>g</sup>*Hampton University, Hampton, Virginia 23668, USA*
- <sup>h</sup>*Harvard University, Cambridge, Massachusetts 02138, USA*
- <sup>i</sup>*INFN, Sezione di Bari and University of Bari, I-70126 Bari, Italy*
- <sup>j</sup>*INFN, Sezione di Roma III, 00146 Roma, Italy*
- <sup>k</sup>*INFN, Sezione Sanità, 00161 Roma, Italy*
- <sup>l</sup>*Thomas Jefferson National Accelerator Laboratory, Newport News, Virginia 23606, USA*
- <sup>m</sup>*Kent State University, Kent, Ohio 44242, USA*
- <sup>n</sup>*University of Kentucky, Lexington, Kentucky 40506, USA*
- <sup>o</sup>*Kharkov Institute of Physics and Technology, Kharkov 310108, Ukraine*
- <sup>p</sup>*Kyungpook National University, Taegu 702-701, Korea*
- <sup>q</sup>*University of Maryland, College Park, Maryland 20742, USA*
- <sup>r</sup>*University of Massachusetts Amherst, Amherst, Massachusetts 01003, USA*
- <sup>s</sup>*Massachusetts Institute of Technology, Cambridge, Massachusetts 02139, USA*
- <sup>t</sup>*University of New Hampshire, Durham, New Hampshire 03824, USA*
- <sup>u</sup>*Norfolk State University, Norfolk, Virginia 23504, USA*
- <sup>v</sup>*North Carolina Central University, Durham, North Carolina 27707, USA*
- <sup>w</sup>*Old Dominion University, Norfolk, Virginia 23508, USA*
- <sup>x</sup>*Princeton University, Princeton, New Jersey 08544, USA*
- <sup>y</sup>*University of Regina, Regina, Saskatchewan S4S 0A2, Canada*
- <sup>z</sup>*Rutgers, The State University of New Jersey, Piscataway, New Jersey 08855, USA*
- <sup>aa</sup>*CEA Saclay, DAPNIA/SPhN, F-91191 Gif-sur-Yvette, France*
- <sup>ab</sup>*State University of New York at Stony Brook, Stony Brook, New York 11794, USA*
- <sup>ac</sup>*Syracuse University, Syracuse, New York 13244, USA*
- <sup>ad</sup>*Temple University, Philadelphia, Pennsylvania 19122, USA*
- <sup>ae</sup>*Tohoku University, Sendai 9890, Japan*
- <sup>af</sup>*TRIUMF, Vancouver, British Columbia V6T 2A3, Canada*
- <sup>ag</sup>*University of Virginia, Charlottesville, Virginia 22901, USA*
- <sup>ah</sup>*College of William and Mary, Williamsburg, Virginia 23187, USA*

---

**Abstract**

We have measured the parity-violating electroweak asymmetry in the elastic scattering of polarized electrons from the proton. The result is  $A = -15.05 \pm 0.98(stat) \pm 0.56(syst)$  ppm at the kinematic point  $\langle\theta_{lab}\rangle = 12.3^\circ$  and  $\langle Q^2\rangle = 0.477$  (GeV/c)<sup>2</sup>. Both errors are a factor of two smaller than those of the result reported previously. The value for the strange form factor extracted from the data is  $(G_E^s + 0.392G_M^s) = 0.025 \pm 0.020 \pm 0.014$ , where the first error is experimental and the second arises from the uncertainties in electromagnetic form factors. This measurement is the first fixed-target parity violation experiment that used either a “strained” GaAs photocathode to produce highly polarized electrons or a Compton polarimeter to continuously monitor the electron beam polarization.

*Key words:*

*PACS:* 13.60.Fz, 11.30.Er, 13.40.Gp, 14.20.Dh

---

It is well known that strange quarks and antiquarks are present in the nucleon. An important open question is the role that sea (non-valence) quarks in general and strange quarks in particular [1] play in the fundamental properties of the nucleon. For example, do strange quarks contribute to the charge radius or magnetic moment of the proton? If so, the strange form factors  $G_E^s$  and  $G_M^s$  are relevant. A number of papers have suggested that indeed these form factors may be large [1–10]. Others models suggest small contributions [11–14].

Strange form factors can be isolated from up and down quark form factors by measuring the parity-violating asymmetry  $A = (\sigma_R - \sigma_L)/(\sigma_R + \sigma_L)$  in the elastic scattering of polarized electrons from protons [15,16]. The experiments are challenging since  $A \approx A_0\tau \approx 10$  parts per million (ppm). Here  $A_0 = (G_F M_p^2)/(\sqrt{2}\pi\alpha) = 316.7$  ppm, where  $G_F$  is the Fermi constant for muon decay and  $M_p$  is the proton mass. Also  $\tau = Q^2/4M_p^2$  where  $Q^2$  is the square of the four-momentum transfer. Nevertheless, several experiments have recently published results for  $A$  [17–19]. In this letter, we present the most precise measurement to date for  $A$  of the proton and determine new limits for the possible contribution of strange form factors.

Measurements of elastic electromagnetic and electroweak nucleon scattering provide three sets of vector form factors. From this information, the form factors for each flavor may be determined [20]:  $G_{E,M}^u$ ,  $G_{E,M}^d$ , and  $G_{E,M}^s$ . A convenient alternate set, which is directly accessible in experimental measurements, is the electromagnetic form factors  $G_{E,M}^{p\gamma}$ ,  $G_{E,M}^{n\gamma}$ , plus  $G_{E,M}^0$ . Here

---

*Email addresses:* finn@physics.wm.edu (J. M. Finn), souder@phy.syr.edu (P. A. Souder).

$G^0 = (G^u + G^d + G^s)/3$ ,  $G^{p\gamma} = \frac{2}{3}G^u - \frac{1}{3}G^d - \frac{1}{3}G^s$ , and  $G^{n\gamma} = \frac{2}{3}G^d - \frac{1}{3}G^u - \frac{1}{3}G^s$ , where the last expression assumes charge symmetry.  $G^0$  cannot be accessed in electromagnetic scattering and thus represents new information on nucleon dynamics that can be accessed only via measurements of the weak neutral current amplitude.

The theoretical asymmetry in the Standard Model has a convenient form in terms of  $G^0$ :

$$A_{th} = -A_0\tau\rho'_{eq} \left( 2 - 4\hat{\kappa}'_{eq} \sin^2 \theta_W - \frac{\varepsilon\eta_p}{\varepsilon\eta_p^2 + \tau\mu_p^2} \frac{G_E^0 + \beta G_M^0}{(G_M^p/\mu_p)} \right) - A_A \quad (1)$$

where  $\mu_p(\mu_n) \approx 2.79(-1.91)$  is the proton(neutron) magnetic moment in nuclear magnetons,  $\eta_p = \eta_p(Q^2) = G_E^{p\gamma}(Q^2)/(G_M^{p\gamma}(Q^2)/\mu_p)$ ,  $\varepsilon = (1 + 2(1 + \tau) \tan^2 \theta/2)^{-1}$  is the longitudinal photon polarization, and  $\beta = \tau\mu_p/(\varepsilon\eta_p)$ . The scattering angle of the electron in the laboratory is  $\theta$ . The contribution from the proton axial form factor,  $A_A = (0.56 \pm 0.23)$  ppm, is calculated to be small for our kinematics [21,22]. The recent datum from the SAMPLE collaboration [23] is 1.5 standard deviations larger than the prediction. [21,22]

The parameters  $\rho'_{eq} = 0.9879$  and  $\hat{\kappa}'_{eq} = 1.0029$  include the effect of electroweak radiative corrections [24], and  $\sin^2 \theta_W = 0.2314$ . If, in addition to  $G_{E,M}^0$ , the proton and neutron electromagnetic form factors  $G_{E,M}^{p\gamma}$  and  $G_{E,M}^{n\gamma}$  are known, the strange form factors may be determined from

$$G_{E,M}^s = G_{E,M}^0 - G_{E,M}^{p\gamma} - G_{E,M}^{n\gamma}. \quad (2)$$

This experiment took place in Hall A at the Thomas Jefferson National Accelerator Facility. An approximately  $35\mu\text{A}$  beam of 67-76% polarized electrons with an energy of 3.3 GeV scattered from a 15 cm liquid hydrogen target. Elastic events were detected by integrating the signal in total-absorption counters located at the focal plane of a pair of high-resolution magnetic spectrometers. [18,25]

It is important that the signal be purely elastic, since background processes may have large asymmetries. For example, the production of the prominent  $\Delta$ -resonance is calculated to have 3 times the asymmetry of elastic scattering. [20] To measure the rejection of unwanted events by our system, we measured the response of the detector, both in counting and integrating mode, as a function of the mismatch between the spectrometer setting and the momentum of elastic events. The result, shown in Fig. 1, is that the integrated response drops many orders of magnitude as the momentum mismatch increases. Based on these data, we determined that only 0.2% of our signal arises from inelastic background processes. Quasi-elastic scattering from the

Al target windows contributed 1.5% to the measured signal. The net effect of all the backgrounds is listed in Table 1.

A new feature of the experiment is that the beam polarization  $P_e \approx 70\%$ . This was achieved by using photoemission by circularly polarized laser light impinging on a “strained” GaAs crystal. A plot of the polarization versus time for part of the run is given in Fig. 2. The starred points are from Møller scattering and the dots are preliminary data from the recently commissioned Compton polarimeter. The errors in the Møller data have been reduced by a factor of two from those of Ref. [18] by improving our knowledge of the polarization of the electrons in the magnetized foil target and our understanding of rate effects in the Møller spectrometer. The Compton device continuously monitored the polarization of the beam on target and ruled out possible significant variations in polarizations between the daily Møller measurements. Both devices have an overall systematic error  $\Delta P_e/P_e \sim 3.2\%$ .

To study possible systematic errors in our small asymmetry, we sometimes inserted a second half-wave ( $\lambda/2$ ) plate in the laser beam at the source to reverse the sign of the helicity. Data were obtained in sets of 24-48 hour duration, and the state of the  $\lambda/2$  plate was reversed for each set. The resulting asymmetries are shown in Fig. 3a. The asymmetry reverses as expected but otherwise behaves statistically.

The strained GaAs crystal, in contrast to the bulk GaAs used for our previous work [18], has a large analyzing power for linearly polarized light. [26] The consequence was a tendency for much larger helicity-correlated differences in the beam position. We found that an additional half-wave plate in the laser beam reduced this problem to a manageable level. In addition, the intensity asymmetry of the beam in another experiential hall was nulled to prevent beam loading in the accelerator from inducing position correlations in our beam. The remaining position and energy differences were measured with precision microwave monitors. One example of monitor data is shown in Fig. 3b. The effect of these beam differences on the asymmetry was measured by calibrating the apparatus with beam correction coils and an energy vernier. The resultant correction, shown in Fig. 3c, proved to have an average of  $0.02 \pm 0.02$  ppm.

The experimental asymmetry, corrected for the measured beam polarization, is  $A_{exp} = -15.1$  at  $Q^2 = 0.477$  (GeV/c)<sup>2</sup> for the 1999 data. We also include the previously reported 1998 data, [18] which gives  $A_{exp} = -14.7$  ppm when extrapolated to the same  $Q^2$  value but with approximately twice the statistical and systematic errors. In addition, three small corrections based on subsequent data analysis were made to the 1998 data: i) the background correction was included; ii) the measured beam polarization was reduced by 1.5%; and iii) the  $Q^2$  value was determined to be 0.474 (GeV/c)<sup>2</sup> instead of 0.479 (GeV/c)<sup>2</sup>. An increase of 1% in  $Q^2$  is expected to increase the magnitude of the asymmetry

by 1.5%. The errors for the full data set are given in Table 1. Systematic errors in the beam polarimetry and in the measurement of the spectrometer angle were the most significant sources. The combined result is  $A_{exp} = 15.05 \pm 0.98(stat) \pm 0.56(syst)$  ppm at the average kinematics  $Q^2=0.477$  (GeV/c)<sup>2</sup> and  $\theta = 12.3^\circ$ . This is the average asymmetry over the finite solid angle of the spectrometers; we estimate the value at the center of acceptance is smaller by 0.7%.

By using Eq. 1 and the theoretical value for  $A_A$  [21,22], we obtain  $(G_E^0 + \beta G_M^0)/(G_M^{p\gamma}/\mu_p) = 1.527 \pm 0.048 \pm 0.027 \pm 0.011$ . Here the first error is statistical, the second systematic, and the last error is due to the uncertainty from  $A_A$ . For our kinematics  $\beta = 0.392$ . The sensitivity to  $\eta_p$  is negligible. To determine the contribution due to strange form factors, we use Eq. 2 and data for the electromagnetic form factors. The values we use [27–34] are summarized in Table 2. Thus we have  $G_E^s + \beta G_M^s = 0.025 \pm 0.020 \pm 0.014$ , where the first error is the errors in  $G^0$  combined in quadrature and the second due to the electromagnetic form factors. This value is consistent with the hypothesis that the strange form factors are negligible.

We note that there are data for  $G_M^n$  [35] that are less precise but at variance with those of Ref. [29]. Our result for  $G_E^s + \beta G_M^s$  would increase by 0.020 if the data from Ref. [35] were used. New data for both  $G_M^n$  and  $G_E^n$  are in the early stages of analysis and will be important both for validating our choices and also for interpreting future data on strange form factors.

In Fig. 4, we plot the above value for  $G_E^s + \beta G_M^s$  as a band with the errors added in quadrature. The dots represent the predictions from those models that apply at our value of  $Q^2$ . Our result restricts significantly the possible “parameter space” for strangeness to be an important degree of freedom in nucleon form factors. However, our data are compatible with several models that predict large strange form factors, including two with  $G_E^s \approx -0.39G_M^s$ , [8,9] and one where the prediction happens to cross zero near our  $Q^2$  value.[5]

Our collaboration has two new experiments approved at JLab for a kinematic point at  $Q^2 \sim 0.1$  (GeV/c)<sup>2</sup>. One, using a hydrogen target, will measure the same combination of strange form factors at a low  $Q^2$  [36] and the other, using a <sup>4</sup>He target, will be sensitive to  $G_E^s$  but not  $G_M^s$ . [37] Thus these experiments might detect the presence of strange form factors that cannot be excluded by the present result.

We wish to thank the entire staff at JLab for their tireless work in developing this new facility, and particularly C. K. Sinclair and M. Poelker for their timely work on the polarized source. This work was supported by DOE contract DE-AC05-84ER40150 under which the Southeastern Universities Research Association (SURA) operates the Thomas Jefferson National Acceler-

ator Facility and by the Department of Energy, the National Science Foundation, the Korean Science and Engineering Foundation (Korea), the INFN (Italy), the Natural Sciences and Engineering Research Council of Canada, the Commissariat à l'Énergie Atomique (France), and the Centre National de Recherche Scientifique (France).

## References

- [1] P. Geiger and N. Isgur, *Phys. Rev. D* 55 (1997) 299.
- [2] R. L. Jaffe, *Phys. Lett. B* 229 (1989) 275.
- [3] H. -W. Hammer, Ulf-G. Meissner, and D. Drechsel, *Phys. Lett. B* 367 (1996) 323.
- [4] M. J. Musolf and M. Burkhardt, *Z. Phys. C* 61 (1994) 433.
- [5] H. Weigel *et al.*, *Phys. Lett. B* 353 (1995) 20.
- [6] N. W. Park, J. Schechter, and H. Weigel, *Phys. Rev. D* 43 (1991) 869.
- [7] N. W. Park and H. Weigel, *Nucl. Phys. A* 541 (1992) 453.
- [8] S. J. Dong, K. F. Liu, and A. G. Williams, *Phys. Rev. D* 58 (1998) 074504.
- [9] H.-W. Hammer and M. J. Ramsey-Musolf, *Phys. Rev. C* 60 (1999) 045205.
- [10] S-T. Hong, B-Y. Park, and D-P. Min, *Phys. Lett. B* 414 (1997) 229.
- [11] H. Ito, *Phys. Rev. C* 52 (1995) R1750.
- [12] W. Koepf, E. M. Henley, and J. S. Pollock, *Phys. Lett. B* 288 (1992) 11.
- [13] Ulf-G. Meissner, V. Mull, J. Speth, and J. W. Van Orden, *Phys. Lett. B* 408 (1997) 381.
- [14] B.-Q Ma, *Phys. Lett. B* 408 (1997) 387.
- [15] D. B. Kaplan and A. Manohar, *Nucl. Phys.* B310 (1988) 527.
- [16] R. D. McKeown, *Phys. Lett. B* 219 (1989) 140.
- [17] B. Mueller *et al.*, *Phys. Rev. Lett.* 78 (1997) 3824.
- [18] K. Aniol *et al.*, *Phys. Rev. Lett.* 82 (1999) 1096.
- [19] D. T. Spayde *et al.*, *Phys. Rev. Lett.* 84 (2000) 1106.
- [20] M. J. Musolf *et al.*, *Phys. Rep.* **239**, 1 (1994) and references therein.
- [21] M. J. Musolf and B. R. Holstein, *Phys. Lett. B* 242 (1990) 461.
- [22] S.-L Zhu *et al.*, *Phys. Rev. D* 62 (2000) 033008.

- [23] R. Hasty, *et al.*, Science 290 (2000) 2117.
- [24] Particle Data Group, C. Caso *et al.*, Eur. Phys. J. C 3 (1998) 1. The electroweak radiative corrections are essentially the same as for atoms. In addition, the peaking approximation is used to correct for the radiative tail.
- [25] W. E. Kahl, Ph.D. thesis, Syracuse University, 2000; G. W. Miller, Ph.D. thesis, Princeton University, 2000; see also K. S. Kumar and P. A. Souder. Prog. Part. Nucl. Phys 45 (2000) S333,
- [26] R. A. Mair *et al.*, Phys. Lett. A 212 (1996) 231.
- [27] R. C. Walker *et al.*, Phys. Rev. D 49 (1994) 5671.
- [28] M. K. Jones *et al.*, Phys. Rev. Lett. 84 (2000) 1398.
- [29] H. Anklin *et al.*, Phys. Lett. B 428 (1998) 248.
- [30] I. Passchier *et al.*, Phys. Rev. Lett. 82 (1999) 4988.
- [31] C. Herberg *et al.*, Eur. Phys. Jour. A 5 (1999) 131.
- [32] M. Ostrick *et al.*, Phys. Rev. Lett. 83 (1999) 276.
- [33] J. Becker *et al.*, Eur. Phys. Jour. A 6 (1999) 329.
- [34] D. Rohe *et al.*, Phys. Rev. Lett. 83 (1999) 4257.
- [35] E. E. W. Bruins *et al.*, Phys. Rev. Lett. 75 (1995) 21. We have corrected these data down by 25% of the difference of these data and those of Ref. [29], based on a private communication from B. Schoch.
- [36] JLab experiment E99-115, K. Kumar and D. Lhuillier, spokespersons.
- [37] JLab experiment E00-114, D. Armstrong and R. Michaels, spokespersons.

Table 1

Summary of corrections and contributions to the errors in % for the measured asymmetry.

Source	Correction (%)	$\delta A/A(\%):1998$	$\delta A/A(\%):1999$
Statistics	—	13.3	7.2
$P_e$	—	7.0	3.2
$Q^2$	—	1.8	1.8
Backgrounds	1.2	0.6	0.6

Table 2

Electromagnetic form factors normalized to  $G_M^p/\mu_p$ . The last column is the error in  $A_{th}$  from the quoted error in the corresponding form factor.

Form Factor	Value	Ref.	$\delta A_{th}/A_{th}$
$G_E^p/(G_M^p/\mu_p)$	$0.99 \pm 0.02$	[27,28]	3%
$G_E^n/(G_M^p/\mu_p)$	$0.16 \pm 0.03$	[30–34]	4%
$(G_M^n/\mu_n)/(G_M^p/\mu_p)$	$1.05 \pm 0.02$	[29]	2%

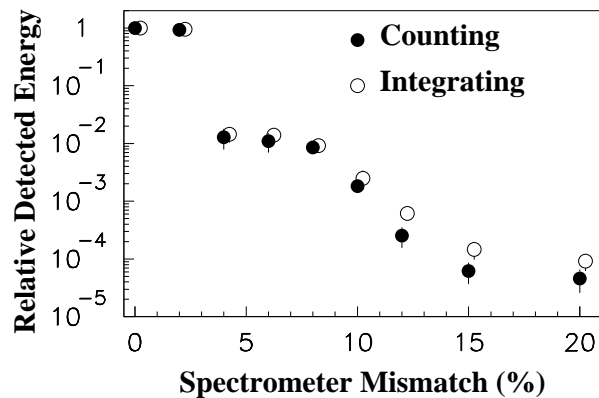


Fig. 1. Fraction of energy deposited in the detector as a function of spectrometer mismatch. The inelastic threshold corresponds to a mismatch of about 4.5%, where the response of the detector is already reduced by a factor of 100.

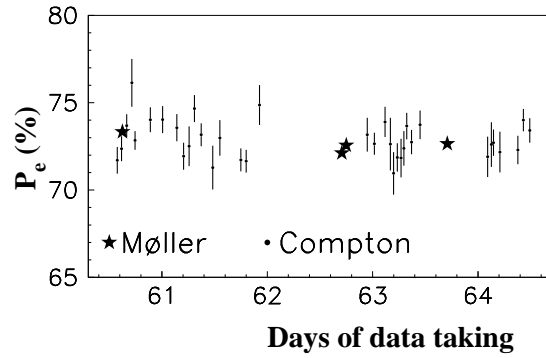


Fig. 2. Electron beam polarization for part of the run. The statistical errors on the Møller data are smaller than the points.

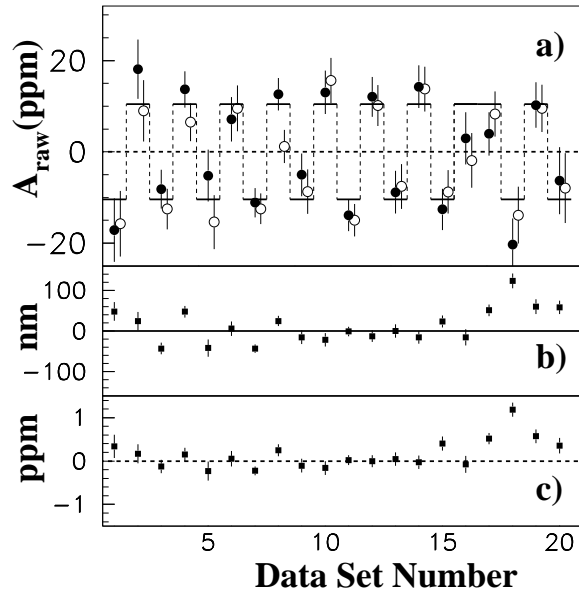


Fig. 3. a) Raw asymmetry versus data set. Solid(open) circles are from the left(right) spectrometer. The step pattern is due to the insertion of the half-wave plate. The  $\chi^2 = 33.7$  for 39 degrees of freedom. b) Helicity-correlated horizontal position difference measured near the target. c) Correction to left spectrometer data due to all of the beam parameter differences. The corrections for the right spectrometer are smaller.

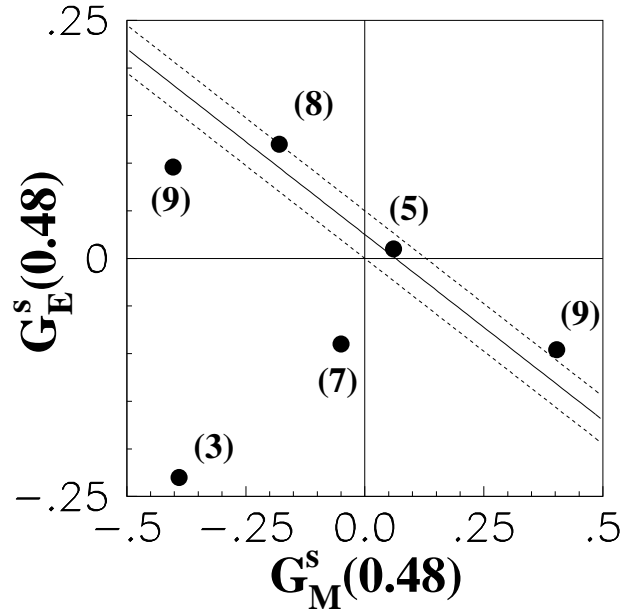


Fig. 4. Plot of  $G_E^s$  versus  $G_M^s$  at  $Q^2 = 0.477 \text{ (GeV/c)}^2$ . The band is the allowed region derived from our results. The width of the band is computed by adding the errors in quadrature. The points are various estimates from models that make predictions at our value of  $Q^2$ . The numbers in the brackets are the reference of the models. Ref. [9] is plotted twice due to an ambiguity in the predicted sign.