



**HAL**  
open science

## The AME2003 atomic mass evaluation (I) - Evaluation of input data, adjustment procedures

A.H. Wapstra, G. Audi, C. Thibault

► **To cite this version:**

A.H. Wapstra, G. Audi, C. Thibault. The AME2003 atomic mass evaluation (I) - Evaluation of input data, adjustment procedures. 2003, pp.1-208. in2p3-00020242

**HAL Id: in2p3-00020242**

**<https://in2p3.hal.science/in2p3-00020242v1>**

Submitted on 15 Jan 2004

**HAL** is a multi-disciplinary open access archive for the deposit and dissemination of scientific research documents, whether they are published or not. The documents may come from teaching and research institutions in France or abroad, or from public or private research centers.

L'archive ouverte pluridisciplinaire **HAL**, est destinée au dépôt et à la diffusion de documents scientifiques de niveau recherche, publiés ou non, émanant des établissements d'enseignement et de recherche français ou étrangers, des laboratoires publics ou privés.

# The AME2003 atomic mass evaluation <sup>\*</sup>

## (I). Evaluation of input data, adjustment procedures

A.H. Wapstra<sup>a</sup>, G. Audi<sup>b,§</sup> and C. Thibault<sup>b</sup>

<sup>a</sup> *National Institute of Nuclear Physics and High-Energy Physics, NIKHEF, PO Box 41882, 1009DB Amsterdam, The Netherlands*

<sup>b</sup> *Centre de Spectrométrie Nucléaire et de Spectrométrie de Masse, CSNSM, IN2P3-CNRS&UPS, Bâtiment 108, F-91405 Orsay Campus, France*

---

### Abstract

This paper is the first of two parts presenting the result of a new evaluation of atomic masses (AME2003). In this first part we give full information on the used and rejected input data and on the procedures used in deriving the tables in the second part. We first describe the philosophy and procedures used in selecting nuclear-reaction, decay, and mass spectrometric results as input values in a least-squares evaluation of best values for atomic masses. The calculation procedures and particularities of the AME are then described. All accepted data, and rejected ones with a reported precision still of interest, are presented in a table and compared there with the adjusted values. The differences with the earlier evaluation are briefly discussed and information is given of interest for the users of this AME. The second paper for the AME2003, last in this issue, gives a table of atomic masses, tables and graphs of derived quantities, and the list of references used in both this evaluation and the NUBASE2003 table (first paper in this issue).

AMDC: <http://csnwww.in2p3.fr/AMDC/>

---

### 1. Introduction

Our last full evaluation of experimental data AME'93 [1]–[4] was published in 1993. Since then an uncommonly large number of quite important new data has become

---

<sup>\*</sup> This work has been undertaken with the encouragement of the IUPAP Commission on Symbols, Units, Nomenclature, Atomic Masses and Fundamental Constants (SUN-AMCO).

<sup>§</sup> Corresponding author. *E-mail address:* [audi@csnsm.in2p3.fr](mailto:audi@csnsm.in2p3.fr) (G. Audi).

available. In fact, as much as 34% of the data used in the present calculation were not used in 1993.

An update AME'95 [5] appeared two years later. Lack of time to evaluate the stream of new quite important data, and also the necessity to create the NUBASE evaluation (see below), prevented the intended further updates of the AME. A certain stabilization, that seems to be reached now, encourages us to publish the present new full evaluation, together with the new version of NUBASE (first paper in this issue).

General aspects of this work will first be discussed. But in doing this, we will mention several local analyses intended, partly, to study points elaborated further below. Other local analyses may be found at the AMDC web site [6].

The main table of the evaluation is given in this Part I. In it (Table I), we present all accepted data, and rejected ones with a reported precision still of interest, and compares them with the adjusted values.

As in our previous evaluations, all the uncertainties in the present tables are one-standard deviation ( $1 \sigma$ ) errors.

There is no strict cut-off date for the data from literature used in the present AME2003 evaluation: all data available to us until the material is sent (November 19, 2003) to the publisher have been included. Those which could not be included for special reasons, like the need for a heavy revision of the evaluation at a too late stage, are added in remarks to the relevant data. The final calculation was performed on November 18, 2003.

The present publication updates and includes almost all the information given in the two previous AMEs, published in 1983 and 1993.

### 1.1. The isomers in the AME and the emergence of NUBASE

Already since long, we maintain a file (called *Mfile*) of approximate mass values for atoms in ground-states and in selected isomeric states as input in our computer programs. These programs essentially calculate the differences between input values and these approximate values in order to gain precision in the calculations. One reason was that, where isomers occur, one has to be careful to check which one is involved in reported experimental data, such as  $\alpha$ - and  $\beta$ -decay energies. Cases have occurred where authors were not (yet) aware of isomeric complications. For that reason, our *Mfile* contained known data on such isomeric pairs (half-lives; excitation energies; spin-parities). The matter of isomerism became even more important, when mass spectrometric methods were developed to measure masses of exotic atoms far from  $\beta$ -stability and therefore having small half-lives. The resolution in the spectrometers is limited, and often insufficient to separate isomers. Then, one so obtains an average mass for the isomeric pair. A mass of the ground-state, our primary purpose, can then only be derived if one has information on the excitation

energy and on the production rates of the isomers. And in cases where e.g. the excitation energy was not known, it may be estimated, see below. We therefore judged it necessary to make our *Mfile* more complete. This turned out to be a major job. And since it was judged possible, that the result might be useful for others, the resulting NUBASE97 evaluation [7] file was published.

## 1.2. Highlights

In our earlier work we distinguished a ‘backbone’ of nuclides along the line of stability in a diagram of atomic number  $A$  versus charge number  $Z$  [8]. For these nuclides the atomic mass values are known with exceptionally high precision. But a difficulty existed here already since 1980 (see ref. [9], especially Fig. 1) with respect to the atomic masses of stable Hg isotopes. As will be discussed below, new data solve this problem.

New precision measurements with Penning traps considerably improve the precision in our knowledge of atomic mass values along the backbone. Only one group at Winnipeg (see e.g. [2003Ba49]) is still making measurements of stable nuclei with a conventional mass spectrometer. The importance and impact of their results will be outlined below, in particular in solving the long-standing Hg-problem. It is somewhat ironical but not unexpected that the new results show that several older data are less good than thought earlier, but the reverse also occurs to be true. Below we will mention the most prominent examples. Strengthening the backbone, a large number of neutron capture  $\gamma$ -ray energies play an essential *rôle*, and determine neutron separation energies with high precision. For comparison the number of couples of nuclides connected by  $(n,\gamma)$  reactions with an accuracy of 0.5 keV or better is now 243 against 199 in AME93, 128 in AME83 and 60 in the 1977 one. The number of cases known to better than 0.1 keV is presently 100 against 66 in AME93 and 33 in AME83. Also, several reaction energies of  $(p,\gamma)$  reactions are known about as precisely (25 and 8 cases with accuracies better than 0.5 keV and 0.1 keV respectively). In fact, the precisions in both cases is so high that one of us [6] has re-examined all calibrations. Several  $\alpha$ -particle energies are also known with comparable precision; and here too it was found necessary to harmonize the calibrations. Another feature near the line of stability is the increased number of measurements of reaction energy differences, which can often be measured with a quite higher precision than the absolute reaction energies. Our computer program accepts this kind of inputs which are given as such in the present table of input data (Table I). This might be another incentive for giving *primary* results in publications: in later evaluations the results will be corrected automatically if calibration values change due to new work.

Penning traps, as well as storage rings and the MISTRAL on-line Smith-type spectrometer, are now also used for making mass measurements of many nuclides

further away from the line of stability. As a result, the number of nuclides for which experimental mass values are now known is substantially larger than in our preceding atomic mass tables. These measurements are sometimes made on deeply ionized particles, up to bare nuclei. The results, though, are reduced by their authors to masses of neutral (and un-excited) atoms. They derive the necessary electron binding energies from tables like those of Huang et al. [10] (see also the discussion in Part II, Section 2). These mass-spectrometric measurements are often made with resolutions, that do not allow separation of isomers. A further significant development is presented by the measurements on proton-disintegrations. They allow a very useful extension of the systematics of proton binding energies. But in addition they give in several cases information on excitation energies of isomers. The latter two developments are reasons why we have to give more attention to relative positions of isomers than was necessary in our earlier evaluations. The consequences are discussed below. Especially useful for long chains of  $\alpha$ -decays, measured  $\alpha$ -decay energies yield often quite precise information about differences in the masses of their members. It is therefore fortunate that new information on  $\alpha$ -decay is still regularly reported, mainly by laboratories in Finland, Germany, Japan and the USA. A useful development was also the determination of limits on proton decay energies from measured limits on half-lives (see e.g. [1999Ja02]). The unexpected proton-stability of  $^{89}\text{Rh}$  (see also [1995Le14]) forced us to reconsider the systematics of masses in this region.

Remark: in the following text we will mention several data of general interest. We will avoid mention of references when they can be found in Table I. If desirable to still give references, we will give them as key-numbers like [2002Aa15], listed at the end of Part II, under “References used in the AME2003 and the NUBASE2003 evaluations”, p. 579.

## 2. Units; recalibration of $\alpha$ - and $\gamma$ -ray energies

Generally a mass measurement can be obtained by establishing an energy relation between the mass we want to determine and a well known nuclidic mass. This energy relation is then expressed in electron-volts (eV). Mass measurements can also be obtained as an inertial mass from its movement characteristics in an electromagnetic field. The mass, thus derived from a ratio of masses, is then expressed in ‘unified atomic mass’ (u). Two units are thus used in the present work.

The mass unit is defined, since 1960, by  $1\text{ u} = M(^{12}\text{C})/12$ , one twelfth of the mass of one free atom of carbon-12 in its atomic and nuclear ground-states. Before 1960, two mass units were defined: the physical one  $^{16}\text{O}/16$ , and the chemical one which considered one sixteenth of the average mass of a standard mixture of the three stable isotopes of oxygen. This difference was considered as being not at all

Table A. Constants used in this work or resulting from the present evaluation.

1 u	=	$M(^{12}\text{C})/12$	=	atomic mass unit				
1 u	=	1 660 538.73	±	0.13	$\times 10^{-33}$ kg	79	ppb	a
1 u	=	931 494.013	±	0.037	keV	40	ppb	a
1 u	=	931 494.0090	±	0.0071	keV <sub>90</sub>	7.6	ppb	b
1 eV <sub>90</sub>	=	1 000 000.004	±	0.039	μeV	39	ppb	a
1 MeV	=	1 073 544.206	±	0.043	nu	40	ppb	a
1 MeV <sub>90</sub>	=	1 073 544.2100	±	0.0082	nu	7.6	ppb	b
$M_e$	=	548 579.9110	±	0.0012	nu	2.1	ppb	a
	=	510 998.902	±	0.021	eV	40	ppb	a
	=	510 998.903	±	0.004	eV <sub>90</sub>	7.6	ppb	b
$M_p$	=	1 007 276 466.76	±	0.10	nu	0.10	ppb	c
$M_\alpha$	=	4 001 506 179.144	±	0.060	nu	0.015	ppb	c
$M_n - M_H$	=	839 883.67	±	0.59	nu	700	ppb	d
	=	782 346.60	±	0.55	eV <sub>90</sub>	700	ppb	d

a) derived from the work of Mohr and Taylor [11].

b) for the definition of V<sub>90</sub>, see text.

c) derived from this work combined with  $M_e$  and total ionization energies for <sup>1</sup>H and <sup>4</sup>He from [11].

d) this work.

negligible when taking into account the commercial value of all concerned chemical substances. Kohman, Mattauch and Wapstra [12] then calculated that, if <sup>12</sup>C/12 was chosen, the change would be ten times smaller for chemists, and in the opposite direction . . . That led to unification; ‘u’ stands therefore, officially, for ‘unified mass unit’! Let us mention to be complete that the chemical mass spectrometry community (e.g. bio-chemistry, polymer chemistry) widely use the dalton (symbol Da, named after John Dalton [14]), which allows to express the number of nucleons in a molecule. It is thus not strictly the same as ‘u’.

The energy unit is the electronvolt. Until recently, the relative precision of  $M - A$  expressed in keV was, for several nuclides, less good than the same quantity expressed in mass units. The choice of the volt for the energy unit (the electronvolt) is not evident. One might expect use of the *international* volt V, but one can also choose the volt V<sub>90</sub> as *maintained* in national laboratories for standards and defined by adopting an exact value for the constant ( $2e/h$ ) in the relation between frequency and voltage in the Josephson effect. In the 1999 table of standards [11]:  $2e/h = 483597.9$  (exact) GHz/V<sub>90</sub> (see Table B). An analysis by Cohen and Wapstra [15] showed that all precision measurements of reaction and decay energies were calibrated in such a way that they can be more accurately expressed in V<sub>90</sub>. Also, the precision of the conversion factor between mass units and *maintained* volts V<sub>90</sub> is more accurate than that between it and *international* volts (see Table A). Thus,

already in our previous mass evaluation we decided to use the  $V_{90}$  *maintained* volt.

In the most recent evaluation of Mohr and Taylor [11], the difference has become so small that it is of interest only for very few items in our tables. This can be seen in Table A, where the ratio of mass units to electronvolts is given for the two Volt units, and also the ratio of the two Volts. Only for  $^1\text{H}$ ,  $^2\text{D}$  and  $^{16}\text{O}$ , the errors if given in international volts are larger, up to a factor of about 2, than if given in  $V_{90}$ . Yet, following the advice of B.N. Taylor we will give our final energy data expressed in  $eV_{90}$ .

In Table A we give the relation with the international volt, together with several constants of interest, obtained from the most recent evaluation of Mohr and Taylor [11]. In addition, we give values for the masses of the proton, the neutron and the  $\alpha$  particle as derived from the present evaluation. Also a value is given for the mass difference between the neutron and the light hydrogen atom. Interestingly, the new value for  $M_n - M_H$  is smaller than the earlier ones by slightly over 3 times the error mentioned then ( $2.3 eV_{90}$ ). The reason is that a new measurement [1999Ke05] of the wavelength of the  $\gamma$ -rays emitted by the capture of neutrons in hydrogen gave a result rather different from the earlier one by the same group.

In earlier tables, we also gave values for the binding energies,  $ZM_H + NM_n - M$ . A reason for this was, that the error (in  $\text{keV}_{90}$ ) of this quantity used to be larger than in  $M - A$ . Due to the increased precision in the mass of the neutron, this is no longer important. We now give instead the binding energy per nucleon for educational reasons, connected to the Aston curve and the maximum stability around the ‘Iron-peak’ of importance in astrophysics.

Let us mention some historical points. It was in 1986 that Taylor and Cohen [16] showed that the empirical ratio between the two types of volts, which had of course been selected to be nearly equal to 1, had changed by as much as 7 ppm. For this reason, in 1990 the new value was chosen [17] to define the *maintained* volt  $V_{90}$ . In their most recent evaluation, Mohr and Taylor [11] had to revise the conversion constant to *international* eV. The result is a slightly higher (and 10 times more precise) value for  $V_{90}$ . The defining values, and the resulting mass-energy conversion factors are given in Table B.

Since older precision reaction energy measurements were essentially expressed in  $\text{keV}_{86}$ , we must take into account the difference in voltage definition which causes a systematic error of 8 ppm. We were therefore obliged to adjust the precise data to the new  $\text{keV}_{90}$  standard. For  $\alpha$ -particle energies, Rytz [18] has taken this change into account in updating his earlier evaluation of  $\alpha$ -particle energies. We have used his values in our input data table (Table I) and indicated this by adding in the reference-field the symbol “Z”.

Also, a considerable number of (n, $\gamma$ ) and (p, $\gamma$ ) reactions has a precision not much worse than the 8 ppm mentioned. One of us [19] has discussed the necessary

Table B. Definition of used Volt units, and resulting mass-energy conversion constants.

		$2e/h$			u		
1983	483594.21	(1.34)	GHz/V	931501.2	(2.6)	keV	
1983	483594	(exact)	GHz/V <sub>86</sub>	931501.6	(0.3)	keV <sub>86</sub>	
1986	483597.67	(0.14)	GHz/V	931494.32	(0.28)	keV	
1990	483597.9	(exact)	GHz/V <sub>90</sub>	931493.86	(0.07)	keV <sub>90</sub>	
1999	483597.9	(exact)	GHz/V <sub>90</sub>	931494.009	(0.007)	keV <sub>90</sub>	

recalibration for several  $\gamma$ -rays often used for calibration. This work has been updated to evaluate the influence of new calibrators and of the new Mohr and Taylor fundamental constants on  $\gamma$ -ray and particle energies entering in (n, $\gamma$ ), (p, $\gamma$ ) and (p,n) reactions. In doing this, use was made of the calibration work of Helmer and van der Leun [20], based on the new fundamental constants. For each of the data concerned, the changes are relatively minor. We judge it necessary to make them, however, since otherwise they add up to systematic errors that are non-negligible. As an example, we mention that the energy value for the 411  $\gamma$ -ray in  $^{198}\text{Au}$ , often used for calibration, was changed from 411 801.85 (0.15) eV<sub>90</sub> [1990Wa22] to 411 802.05 (0.17) eV<sub>90</sub>. As in the case of Rytz' recalibrations, they are marked by "Z" behind the reference key-number; or, if this was made impossible since this position was used to indicate that a remark was added, by the same symbol added to the error value mentioned in the remark. Our list of inputs (Table I) for our calculations mentions many excitation energies that are derived from  $\gamma$ -ray measurements, and that are generally evaluated in the Nuclear Data Sheets (NDS) [21]. Only in exceptional cases, it made sense to change them to recalibrated results.

For higher  $\gamma$ -ray energies, our previous adjustment used several data recalibrated with results of Penning trap measurements of the masses of initial and final atoms involved in (n, $\gamma$ ) reactions. The use of the new constants, and of more or revised Penning trap results, make it necessary to revise again the recalibrated results [6]. Thus, the energy coming free in the  $^{14}\text{N}(n,\gamma)^{15}\text{N}$  reaction, playing a crucial role in these calibrations, was changed from 10 833 301.6 (2.3) eV<sub>90</sub> to 10 833 296.2 (0.9) eV<sub>90</sub>.

Several old neutron binding energies can be improved in unexpected ways. Following case presents an illustration. A value with a somewhat large error (650 eV) was reported for the neutron binding energy in  $^{54}\text{Cr}$ . Studying the paper taught that this value was essentially the sum of the energies of two capture  $\gamma$ -rays. For their small energy difference a smaller error was reported. Recent work yields a much improved value for the transition to the ground-state, allowing to derive a considerably improved neutron binding energy. Also, in some cases observed neutron resonance



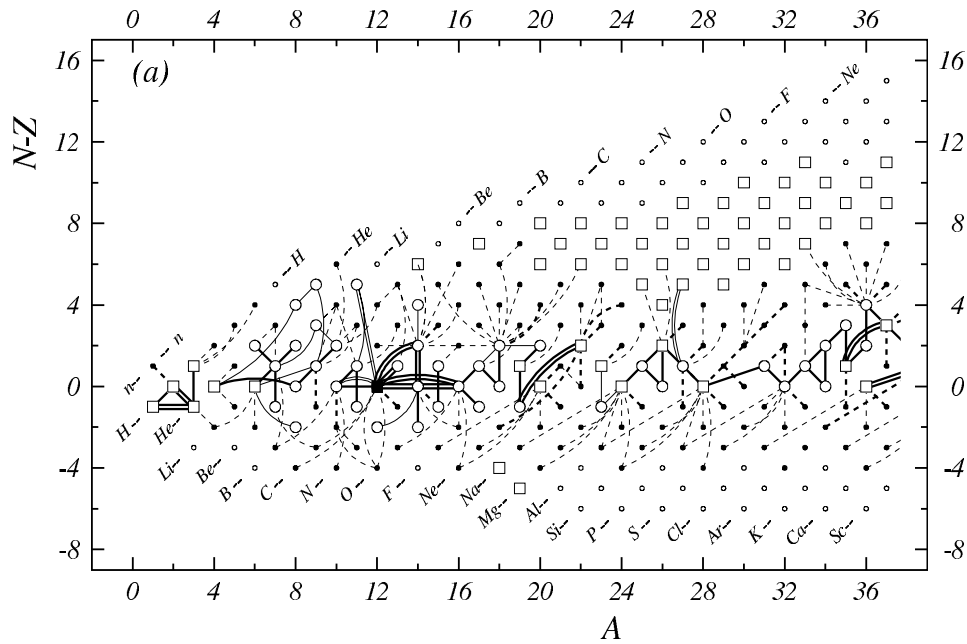


Figure 1: (a)–(i). Diagram of connections for input data.

For *primary data* (those checked by other data):

- absolute mass-doublet nuclide (i.e. connected to  $^{12}\text{C}$ ,  $^{35}\text{Cl}$  or  $^{37}\text{Cl}$ );  
(or nuclide connected by a unique secondary relative mass-doublet to a remote reference nuclide);
- other primary nuclide;
- ◻ ◉ primary nuclide with relevant isomer;
- // mass-spectrometric connection;
- other primary reaction connection.

Primary connections are drawn with two different thicknesses.  
Thicker lines represent data of the highest precision in the given mass region

(limits: 1 keV for  $A < 36$ ,  
2 keV for  $A = 36$  to 165 and  
3 keV for  $A > 165$ ).

For *secondary data* (cases where masses are known from one type of data and are therefore not checked by a different connection):

- secondary nuclide determined from only experimental data;
- nuclide for which mass is estimated from systematical trends;
- connection to a secondary nuclide. Note that an experimental connection may exist between two systematic nuclides when none of them is connected to the network of primaries.

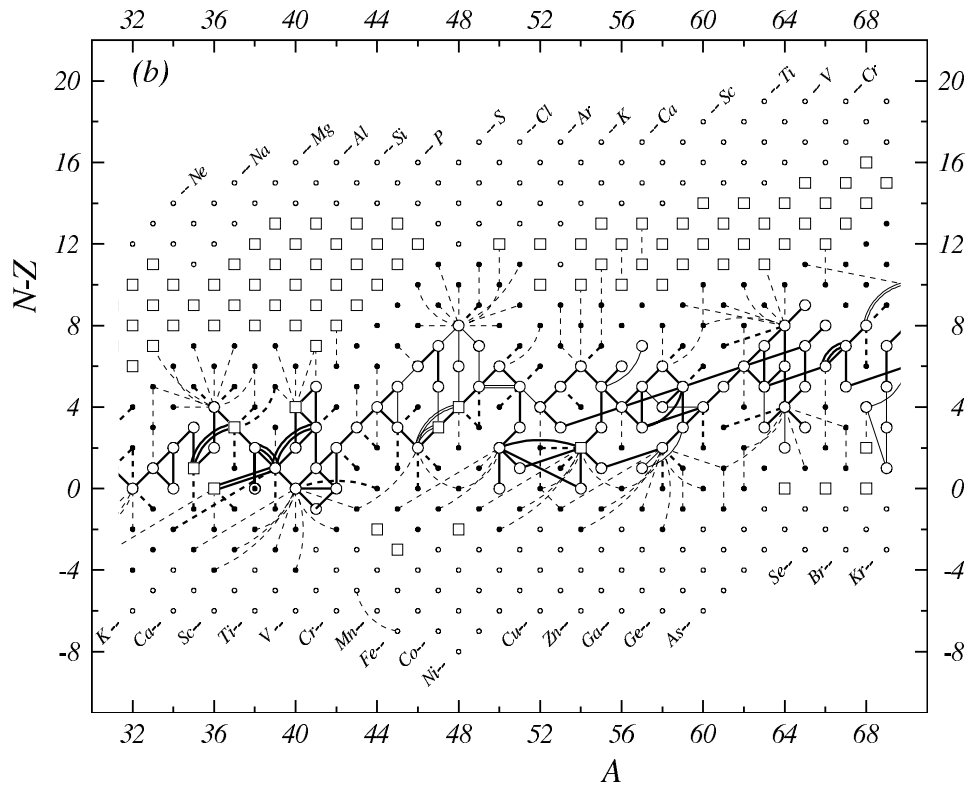


Figure 1 (b). Diagram of connections for input data — continued.

energies can be combined with later measurements of the excitation energies of the resonance states. Discussions can be found at the web site of the AMDC [6].

We also reconsidered the calibration for proton energies, especially those entering in resonance energies and thresholds. An unfortunate development here is that new data [1994Br37] for the 991 keV  $^{27}\text{Al}+p$  resonance, (much used for calibration) reportedly more precise than old ones differs rather more than expected. The value most used in earlier work was 991.88 (0.04) keV of Roush *et al.* [22]. In 1990, Endt *et al.* [23] averaged it with a later result by Stoker *et al.* [24] to get a slightly modified value 991.858 (0.025) keV. In doing this, the changes in the values of natural constants used in the derivation of these values was not taken into account. Correcting for this omission, and critically evaluating earlier data, one of us [25] derived in 1993 a value 991.843 (0.033) keV for this standard, and, after revision, 991.830 (0.050) keV. The new measurement of [1994Br37] yields 991.724 (0.021) keV at two standard deviations from the above adopted value.

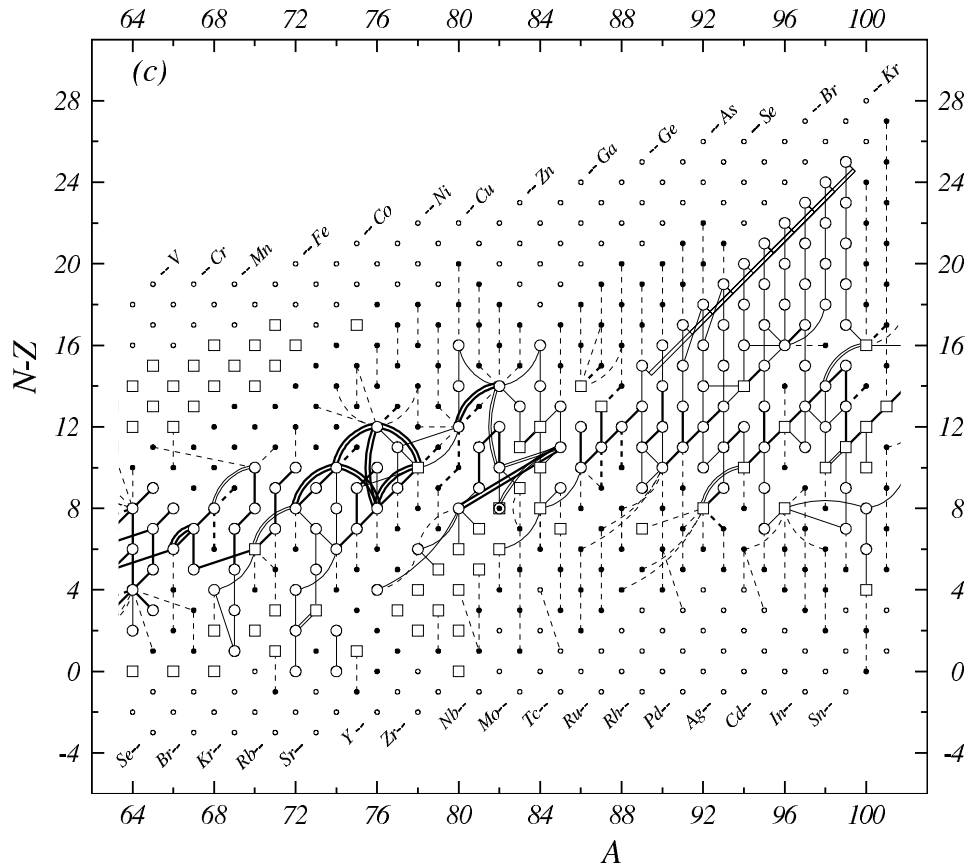


Figure 1 (c). Diagram of connections for input data — continued.

### 3. Input data, representation in a connections diagram

The input data in this evaluation are results of measurements of mass spectra and of nuclear reaction  $A(a,b)B$  and decay  $A(b)B$  energies. The last two are concerned with an initial  $A$  and a final  $B$  nuclide and one or two reaction particles.

With the exception of some reactions between very light nuclides, the precision with which the masses of reaction particles  $a$  and  $b$  are known is much higher than that of the measured reaction and decay energies. Thus, these reactions and decays can each be represented as a link between two nuclides  $A$  and  $B$ . Reaction energy differences  $A(a,b)B - C(a,b)D$  are in principle represented by a combination of four masses.

Mass spectra, again with exception of a few cases between very light nuclides, can be separated in a class of connections between two or three nuclides, and a class essentially determining an absolute mass value, see Section 5. Penning trap measurements,

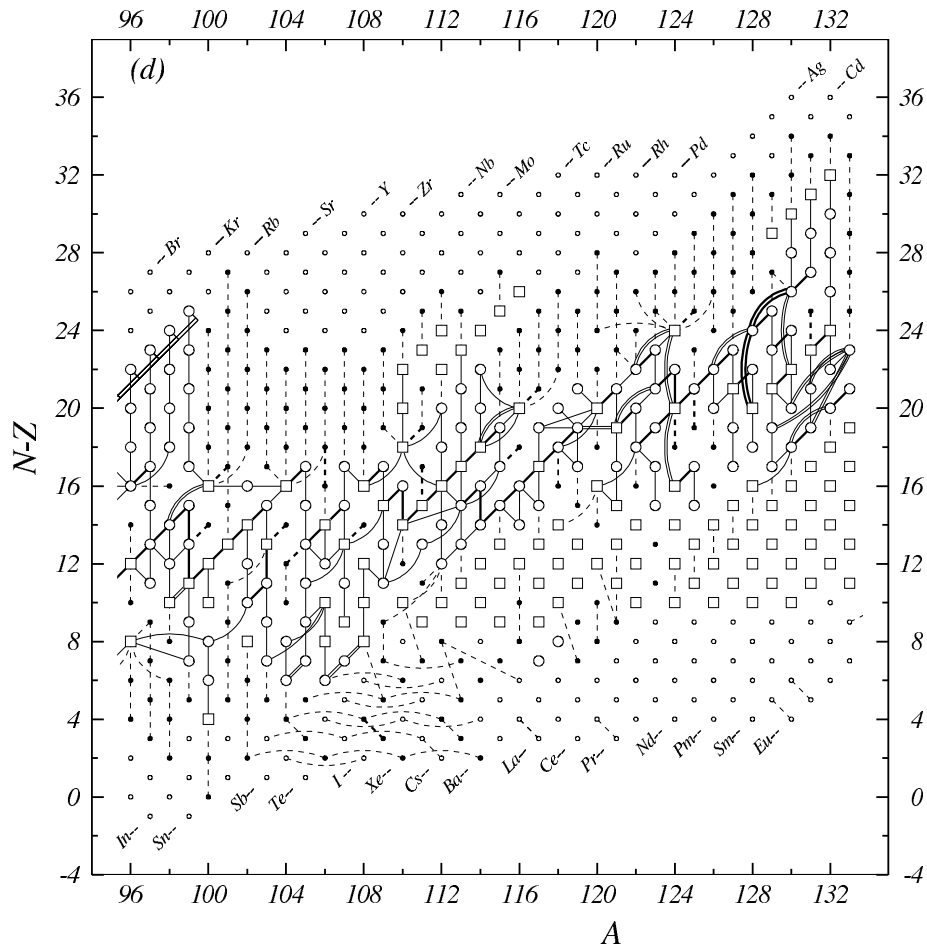


Figure 1 (d). Diagram of connections for input data — continued.

almost always give ratios of masses between two nuclides (inversely proportional to their cyclotron frequencies in the trap). Sometimes these two nuclides can be very far apart. These Penning trap measurements are thus in most cases best represented as combinations of two masses. Other types of experimental set-up, like ‘Smith-type’, ‘Schottky’, ‘Isochronous’ and ‘time-of-flight’ mass-spectrometers, have their calibration determined in a more complex way, and are thus published by their authors as absolute mass doublets. They are then presented in Table I as a difference with  $^{12}\text{C}$ .

For completeness we mention that early mass spectrometric measurements on unstable nuclides can best be represented as linear combinations of masses of three isotopes, with non-integer coefficients [26].

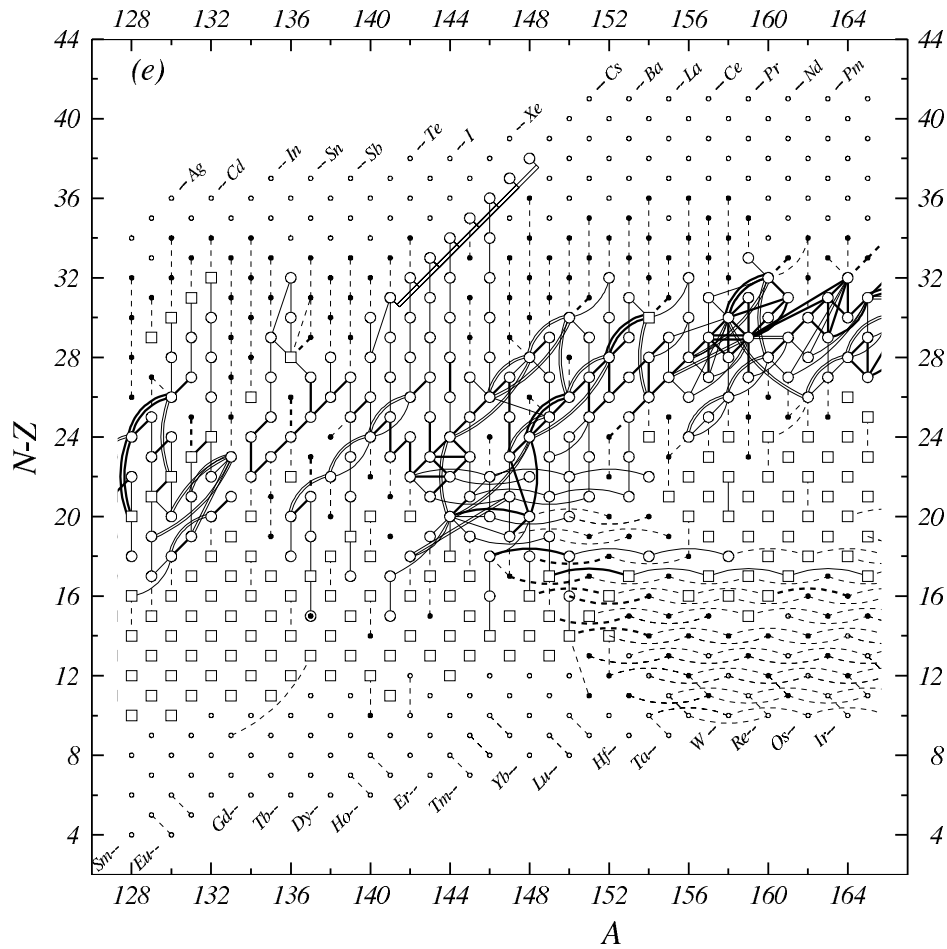


Figure 1 (e). Diagram of connections for input data — continued.

This situation allows us to represent the input data graphically in a diagram of  $(N - Z)$  versus  $(N + Z)$  as done in Fig. 1. This is straightforward for the absolute mass-doubles and for the difference-for-two-nuclide data; but not for spectrometric triplets and for differences in reaction energies. The latter are in general more important for one of the two reaction energies than for the other one; in the graphs we therefore represent them simply by the former. (For computational reasons, these data are treated as primaries even though the diagrams then show only one connection.)

All input data are evaluated, i.e. calibrations are checked if necessary, and results are compared with other results and with systematics. As a consequence, several input data are changed or, even, rejected. All input data, including the rejected ones,

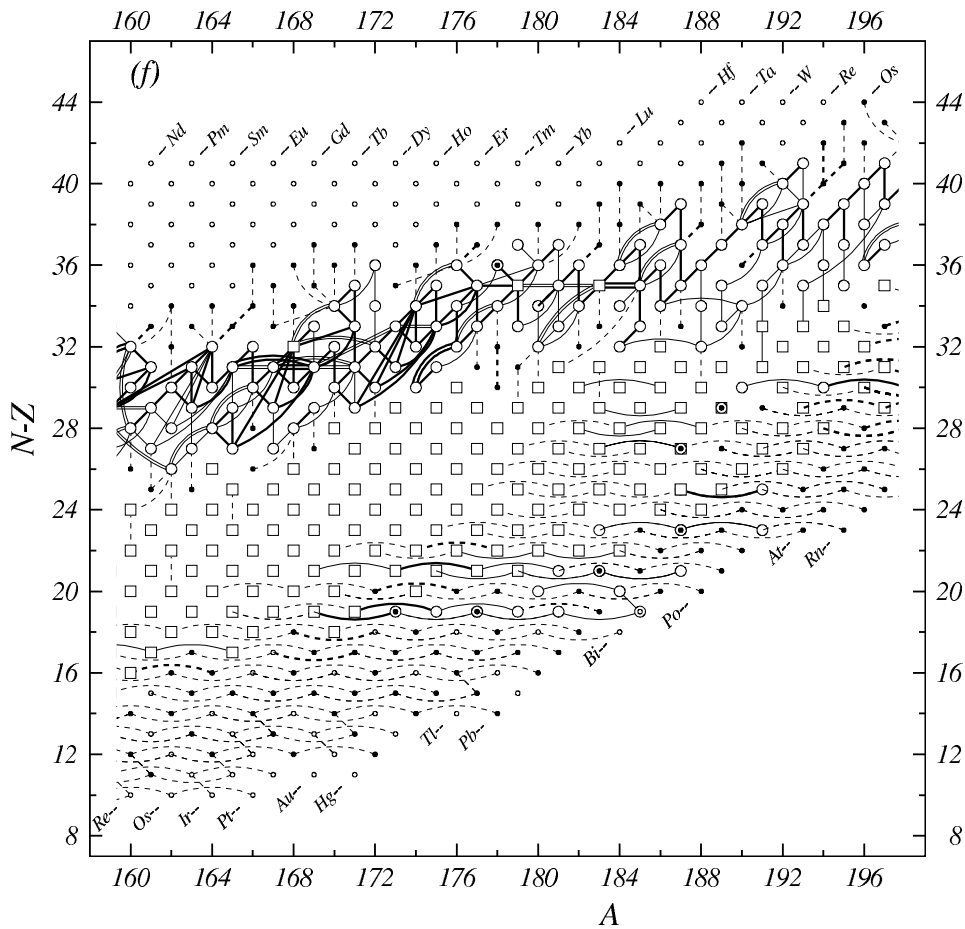


Figure 1 (f). Diagram of connections for input data — continued.

are given in Table I. Rejected data are not presented in Fig. 1. As can be seen there, the accepted data allow calculation of the mass of many nuclides in several ways; we then speak of *primary* nuclides. The mass values in the table are then derived by least squares methods. In the other cases, the mass of a nuclide can be derived only in one way, from a connection with one other nuclide; they are called *secondary* nuclides. This classification is of importance for our calculation procedure (see Section 5).

The diagrams in Fig. 1 also show many cases where differences between atomic masses are accurately known, but not the masses themselves. Since we wish to include all available experimental material, we have in such cases produced additional estimated reaction energies by interpolation. In the resulting system of data representations, vacancies occur. These vacancies were filled using the same interpolation procedure. We will discuss further the estimates of unknown masses in the

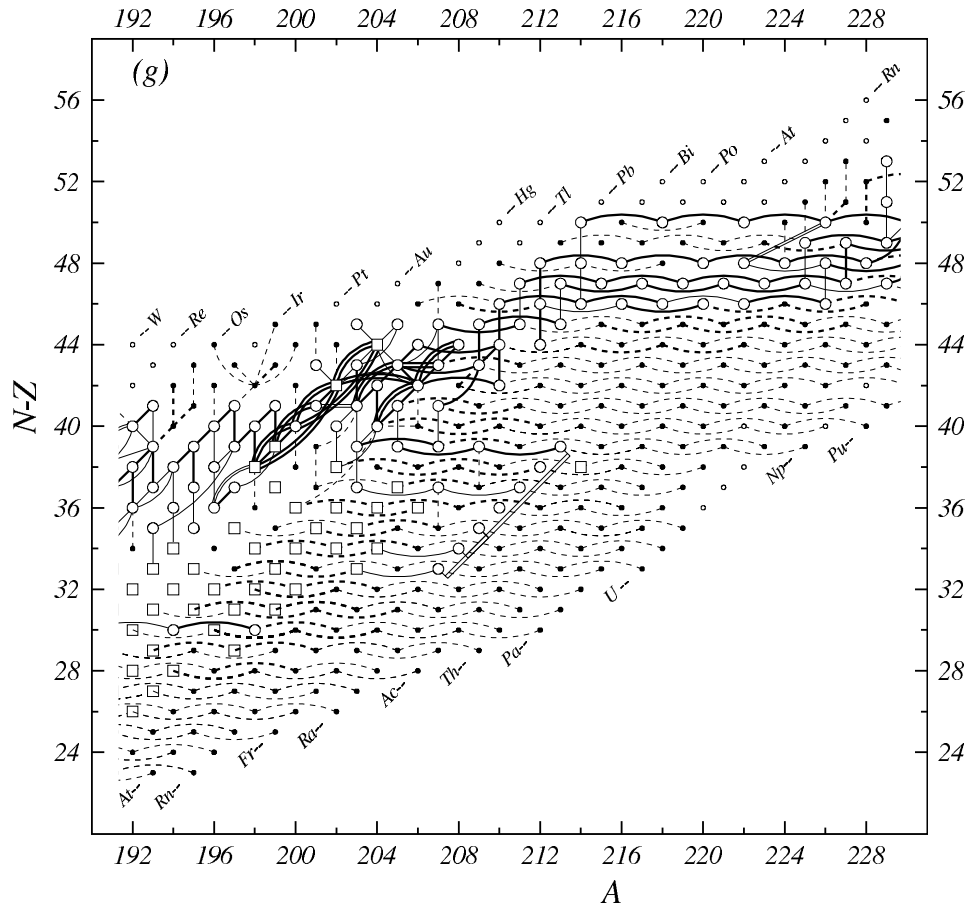


Figure 1 (g). Diagram of connections for input data — continued.

next section.

Some care should be taken in interpreting Fig. 1, since excited isomeric states and data relations involving such isomers are not completely represented on these drawings. This is not considered a serious defect; those readers who want to update such values should, anyhow, consult Table I which gives all the relevant information.

#### 4. Regularity of the mass-surface and use of systematic trends

When nuclear masses are displayed as a function of  $N$  and  $Z$ , one obtains a *surface* in a 3-dimensional space. However, due to the pairing energy, this surface is divided into four *sheets*. The even-even sheet lies lowest, the odd-odd highest, the other two nearly halfway between as represented in Fig. 2. The vertical distances from

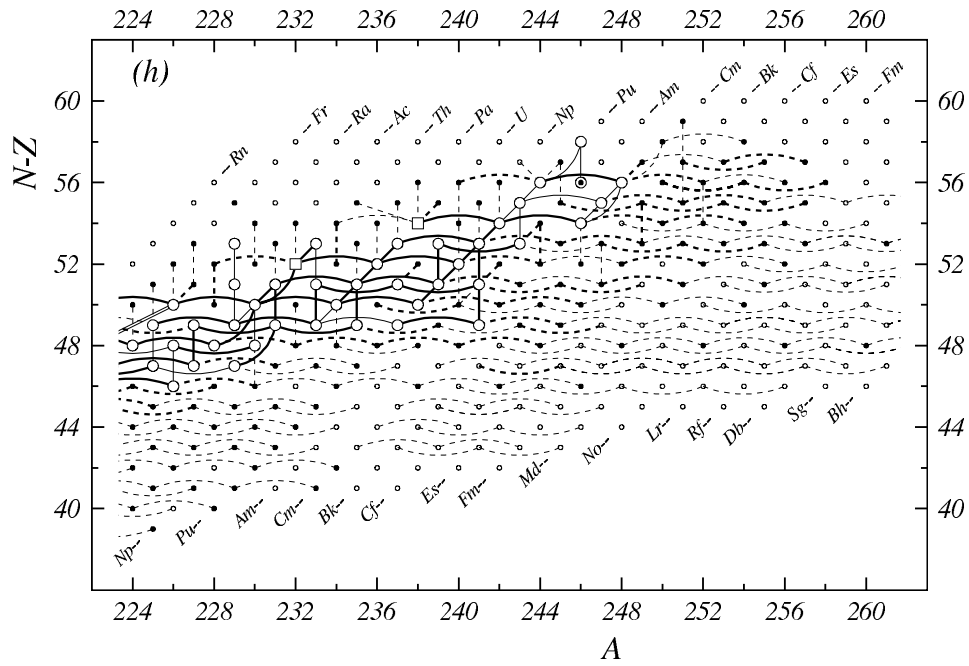


Figure 1 (h). Diagram of connections for input data — continued.

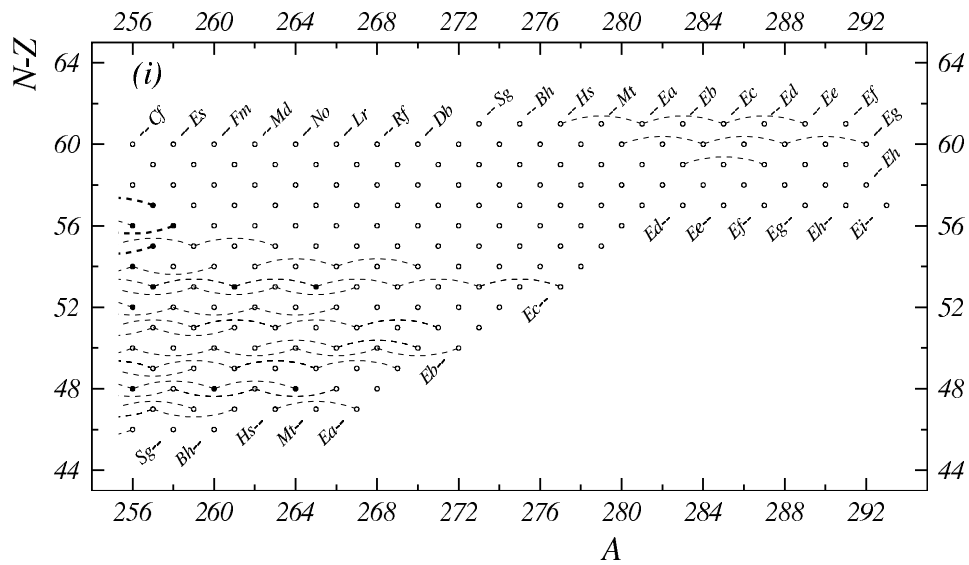


Figure 1 (i). Diagram of connections for input data — continued.



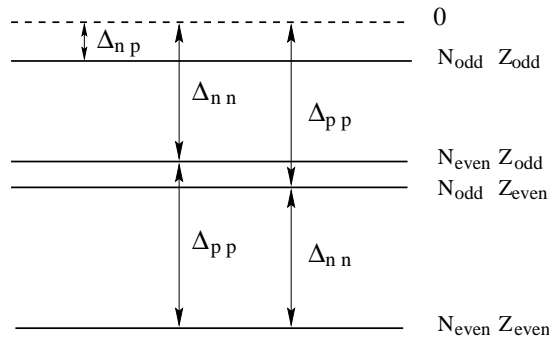


Figure 2: The surface of masses is split into four sheets. This scheme represents the pairing energies responsible for this splitting. The zero energy surface is a purely hypothetical one for no pairing at all among the last nucleons.

the even-even sheet to the odd-even and even-odd ones are the proton and neutron pairing energies  $\Delta_{pp}$  and  $\Delta_{nn}$ . They are nearly equal. The distances of the last two sheets to the odd-odd sheet are equal to  $\Delta_{nn} - \Delta_{np}$  and  $\Delta_{pp} - \Delta_{np}$ , where  $\Delta_{np}$  is the proton-neutron pairing energy due to the interaction between the two odd nucleons, which are generally not in the same shell. These energies are represented in Fig. 2, where a hypothetical energy zero represents a nuclide with no pairing among the last nucleons.

Experimentally, it has been observed that: the four sheets run nearly parallel in all directions, which means that the quantities  $\Delta_{nn}$ ,  $\Delta_{pp}$  and  $\Delta_{np}$  vary smoothly and slowly with  $N$  and  $Z$ ; and that each of the mass sheets varies smoothly also, but rapidly [13] with  $N$  and  $Z$ . The smoothness is also observed for first order derivatives (slopes, e.g. the graphs in Part II) and all second order derivatives (curvatures of the mass surface). They are only interrupted in places by cusps or bumps associated with important changes in nuclear structure: shell or sub-shell closures, shape transitions (spherical-deformed, prolate-oblate), and the so-called ‘Wigner’ cusp along the  $N = Z$  line.

This observed regularity of the mass sheets in all places where no change in the physics of the nucleus are known to exist, can be considered as one of the BASIC PROPERTIES of the mass surface. Thus, dependable estimates of unknown, poorly known or questionable masses can be obtained by extrapolation from well-known mass values on the same sheet. In the evaluation of masses the property of regularity and the possibility to make estimates are used for several purposes:

1. Any coherent deviation from regularity, in a region  $(N, Z)$  of some extent, could be considered as an indication that some new physical property is being discovered. However, if one single mass violates the systematic trends, then

one may seriously question the correctness of the related datum. There might be, for example, some undetected systematic [27] contribution to the reported result of the experiment measuring this mass. We then reread the experimental paper with extra care for possible uncertainties, and often ask the authors for further information. This often leads to corrections.

2. There are cases where some experimental data on the mass of a particular nuclide disagree among each other and no particular reason for rejecting one or some of them could be found from studying the involved papers. In such cases, the measure of agreement with the just mentioned regularity can be used by the evaluators for selecting which of the conflicting data will be accepted and used in the evaluation, thus following the same policy as used in our earlier work.
3. There are cases where masses determined from ONLY ONE experiment (or from same experiments) deviate severely from the smooth surface. Such cases are examined closely and are discussed extensively below (Section 4.1).
4. Finally, drawing the mass surface allows to derive estimates for the still unknown masses, either from interpolations or from short extrapolations (see below, Section 4.2).

#### 4.1. Scrutinizing and manipulating the surface of masses

Direct representation of the mass surface is not convenient since the binding energy varies very rapidly with  $N$  and  $Z$ . Splitting in four sheets, as mentioned above, complicates even more such a representation. There are two ways to still be able to observe with some precision the surface of masses: one of them uses the *derivatives* of this surface, the other is obtained by *subtracting a simple function* of  $N$  and  $Z$  from the masses.

**The derivatives of the mass surface** By *derivative* of the mass surface we mean a specified difference between the masses of two nearby nuclei. These functions are also smooth and have the advantage of displaying much smaller variations. For a derivative specified in such a way that differences are between nuclides in the same mass sheet, the near parallelism of these leads to an (almost) unique surface for the derivative, allowing thus a single display. Therefore, in order to illustrate the systematic trends of the masses, we found that such estimates could be obtained best in graphs such as  $\alpha$ - and  $\beta$ -decay energies and separation energies of two protons and two neutrons. These four derivatives are plotted against  $N$ ,  $Z$  or  $A$  in Part II, Figs. 1–36.

However, from the way these four derivatives are built, they give only information within one of the four sheets of the mass surface (e-e, e-o, o-e or e-e; e-o standing for even  $N$  and odd  $Z$ ). When observing the mass surface, an increased or decreased spacing of the sheets cannot be observed. Also, when estimating unknown masses, divergences of the four sheets could be unduly created, which is unacceptable.

Fortunately, other various representations are possible (e.g. separately for odd and even nuclei: one-neutron separation energies versus  $N$ , one-proton separation energy versus  $Z$ ,  $\beta$ -decay energy versus  $A$ , . . .). We have prepared such graphs that can be obtained from the AMDC web distribution [6].

The method of ‘derivatives’ suffers from involving two masses for each point to be drawn, which means that if one mass is moved then two points are changed in opposite direction, causing confusion in our drawings.

**Subtracting a simple function** Since the mass surface is smooth, one can try to define a function of  $N$  and  $Z$  as simple as possible and not too far from the real surface of masses. The difference between the mass surface and this function, while displaying reliably the structure of the former, will vary much less rapidly, improving thus its observation.

A first and simple approach is the semi-empirical *liquid drop* formula of Bethe and Weizsäcker [28] with the addition of a pairing term in order to fuse more or less the four sheets of the mass surface. Another possibility, that we prefer [13], is to use the results of the calculation of one of the modern models. However, we can use here only those models that provide masses specifically for the spherical part, forcing the nucleus to be un-deformed. The reason is that the models generally describe quite well the shell and sub-shell closures, and to some extent the pairing energies, but not the locations of deformation. If the theoretical deformations were included and not located at exactly the same position as given by the experimental masses, the mass difference surface would show two dislocations for each shape transition. Interpretation of the resulting surface would then be very difficult. In our work, we currently make use of such differences with models. The plots we have prepared can also be retrieved from the AMDC web site [6].

**Manipulating the mass surface** In order to make estimates of unknown masses or to test changes on measured ones, an interactive graphical program was developed [13, 29] that allows simultaneous observation of four graphs, either from the ‘derivatives’ type or from the ‘differences’ type, as a function of any of the variables  $N$ ,  $Z$ ,  $A$ ,  $N - Z$  or  $N - 2Z$ , while drawing iso-lines (lines connecting nuclides having same value for a parameter) of any of these quantities. The mass of a nuclide can be modified or created in any view and we can determine how much freedom is left in setting a value for this mass. At the same time, interdependence through secondary

connections (Fig. 1) are taken into account. In cases where two tendencies may alternate, following the parity of the proton or of the neutron numbers, one of the parities may be deselected.

The replaced values for data yielding the ‘irregular masses’ as well as the ‘estimated unknown masses’ (see below) are thus derived by observing the continuity property in several views of the mass surface, with all the consequences due to connections to masses in the same chain. Comparisons with the predictions of 16 nuclear mass-models are presently available in this program.

With this graphical tool, the results of ‘replacement’ analyses are felt to be safer; and also the estimation of unknown masses are felt more reliable.

All mass values dependent on interpolation procedures, and indeed all values not derived from experimental data alone, have been clearly marked with the sharp (#) symbol in all tables, here and in Part II.

Since 1983 and the AME’83 tables [9], estimates are also given for the precision of such data derived from trends in systematics. These precisions are not based on a formalized procedure, but on previous experience with such estimates.

In the case of extrapolation however, the error in the estimated mass will increase with the distance of extrapolation. These errors are obtained by considering several graphs of systematics with a guess on how much the estimated mass may change without the extrapolated surface looking too much distorted. This recipe is unavoidably subjective, but has proven to be efficient through the agreement of these estimates with newly measured masses in the great majority of cases [30].

#### 4.2. Irregular mass values

When a single mass deviates significantly from regularity with no similar pattern for nuclides with same  $N$  or with same  $Z$  values, then the correctness of the data determining this mass may be questioned.

Our policy, redefined in AME’95 [5], for those locally *irregular* masses, and only when they are derived from a unique mass relation (i.e., not confirmed by a different experimental method), is to replace them by values derived from trends in the systematics. There are only 27 such physical quantities (twice less than in AME1993) that were selected, partly, in order to avoid too strongly oscillating plots. Generally, in such a unique mass relation, only one measurement is reported. But sometimes there are two measurements (8 cases) or three (only once) that we still treat the same way, since use of the same method and the same type of relation may well lead to the same systematic error (for example a misassignment or ignorance of a final level). Taking into account the connecting chains for secondaries (Figs. 1a–1i) has the consequence that several more ground-state masses are affected (and twice as many values in each type of plot of derivatives as given in Part II). It should be

stressed that only the most striking cases have been treated this way, those necessary to avoid, as much as possible, confusions in the graphs in Part II. In particular, as happened previously, the plots of  $\alpha$ -decay energies of light nuclei (Fig. 18 and 19 in Part II) exhibit many overlaps and crossings that obscure the drawings; no attempt was made to locate possible origins of such irregularities.

Replacing these few irregular experimental values by ones we recommend, in all tables and graphs in this AME2003, means also that, as explained already in AME1995, we discontinued an older policy that was introduced in AME1993 where original irregular experimental values were given in all main tables, and ‘recommended’ ones given separately in secondary tables. This policy led to confusion for the users of our tables. We now only give what we consider the “*best recommended values*”, using, when we felt necessary and as explained above, ‘*values derived from trends in systematics*’. Data not used, following this policy, can be easily located in Table I where they are flagged ‘D’ and always accompanied by a comment explaining in which direction the value has been changed and by which amount.

Such data, as well as the other local irregularities that can be observed in the figures in Part II could be considered as incentive to remeasure the masses of the involved nuclei, preferably by different methods, in order to remove any doubt and possibly point out true irregularities due to physical properties.

The mass evaluators insist that only the most striking irregularities have been replaced by estimates, those that obscure the graphs in Part II. The reader might convince himself, by checking in Figures 3 and 13, Part II, that the mass of  $^{112}\text{Te}$  determined from delayed-proton energy measurement with a precision of 150 keV is evidently 300 keV more bound than indicated by experiment.

### 4.3. Estimates for unknown masses

Estimates for unknown masses are also made with use of trends in systematics, as explained above, by demanding that all graphs should be as smooth as possible, except where they are expected to show the effects of shell closures or nuclear deformations. Therefore, we warn the user of our tables that the present extrapolations, based on trends of known masses, will be wrong if unsuspected new regions of deformation or (semi-) magic numbers occur.

In addition to the rather severe constraints imposed by the requirement of simultaneous REGULARITY of all graphs, many further constraints result from knowledge of reaction or decay energies in the regions where these estimates are made. These regions and these constraints are shown in Figs. 1a–1i. Two kinds of constraints are present. In some cases the masses of  $(Z, A)$  and  $(Z, A+4)$  are known but not the mass of  $(Z, A+2)$ . Then, the values of  $S_{2n}(A+2)$  and  $S_{2n}(A+4)$  cannot both be chosen freely from systematics; their sum is known. In other cases, the mass differences

between several nuclides ( $A+4n, Z+2n$ ) are known from  $\alpha$ -decays and also those of ( $A-2+4n, Z+2n$ ). Then, the differences between several successive  $S_{2n}(A+4n, Z+2n)$  are known. Similar situations exist for two or three successive  $S_{2p}$ 's or  $Q_\alpha$ 's.

Also, knowledge of stability or instability against particle emission, or limits on proton or  $\alpha$  emission, yield upper or lower limits on the separation energies.

For proton-rich nuclides with  $N < Z$ , mass estimates can be obtained from charge symmetry. This feature gives a relation between masses of isobars around the one with  $N = Z$ . In several cases, we make a correction taking care of the Thomas-Ehrman effect [31], which makes proton-unstable nuclides more bound than follows from the above estimate. For very light nuclides, we can use the estimates for this effect found by Comay *et al.* [32]. But, since analysis of the proton-unstable nuclides (see Section 6.3) shows that this effect is decidedly smaller for  $A = 100 - 210$ , we use a correction decreasing with increasing mass number.

Another often good estimate can be obtained from the observation that masses of nuclidic states belonging to an isobaric multiplet are represented quite accurately by a quadratic equation of the charge number  $Z$  (or of the third components of the isospin,  $T_3 = \frac{1}{2}(N - Z)$ ): the Isobaric Multiplet Mass Equation (IMME). Use of this relation is attractive since, otherwise than the relation mentioned above, it uses experimental information (i.e. excitation energies of isobaric analogues). The exactness of the IMME has regularly been a matter of discussion. Recently a measurement [2001He29] of the mass of  $^{33}\text{Ar}$  has questioned the validity of the IMME at  $A = 33$ . The measured mass, with an error of about 4 keV, was 18 keV lower than the value following from IMME, with an error of 3 keV. But, a new measurement [33] showed that one of the other mass values entering in this equation was wrong. With the new value, the difference is only 3 keV, thus within errors.

Up to the AME'83, we indeed used the IMME for deriving mass values for nuclides for which no, or little information was available. This policy was questioned with respect to the correctness in stating as 'experimental' a quantity that was derived by combination with a calculation. Since AME'93, it was decided not to present any IMME-derived mass values in our evaluation, but rather use the IMME as a guideline when estimating masses of unknown nuclides. We continue this policy here, and do not replace experimental values by an estimated one from IMME, even if orders of magnitude more precise. Typical examples are  $^{28}\text{Si}$  and  $^{40}\text{Ti}$ , for which the IMME predicts masses with precisions of respectively 24 keV and 22 keV, whereas the experimental masses are known both with 160 keV precision, from double-charge exchange reactions.

Extension of the IMME to higher energy isobaric analogues has been studied by one of the present authors [34]. The validity of the method, however, is made uncertain by possible effects spoiling the relation. In the first place, the strength of some isobaric analogues at high excitation energies is known to be distributed over

several levels with the same spin and parity. Even in cases where this is not known to happen, the possibility of its occurrence introduces an uncertainty in the level energy to be used for this purpose. In the second place, as argued by Thomas and Ehrman [31], particle-unstable levels must be expected to be shifted somewhat.

Recently, information on excitation energies of  $T_3 = -T + 1$  isobaric analogue states has become available from measurements on proton emission following  $\beta$ -decays of their  $T_3 = -T$  parents. Their authors, in some cases, derived from their results a mass value for the parent nuclide, using a formula derived by Antony *et al.* [35] from a study of known energy differences between isobaric analogues. We observe, however, that one obtains somewhat different mass values by combining Antony differences with the mass of the mirror nuclide of the mother. Also, earlier considerations did not take into account the difference between proton-pairing and neutron-pairing energies, which one of the present authors noticed to have a not negligible influence on the constants in the IMME.

Another possibility is to use a relation proposed by Jänecke [37], as recently done by Axelsson *et al.* [36] in the case of  $^{31}\text{Ar}$ . We have in several cases compared the results of different ways for extrapolating, in order to find a best estimate for the desired mass value.

Enough values have been estimated to ensure that every nucleus for which there is any experimental  $Q$ -value is connected to the main group of primary nuclei. In addition, the evaluators want to achieve continuity of the mass surface. Therefore an estimated value is included for any nucleus if it is between two experimentally studied nuclei on a line defined by either  $Z = \text{constant}$  (isotopes),  $N = \text{constant}$  (isotones),  $N - Z = \text{constant}$  (isodiaspheres), or, in a few cases  $N + Z = \text{constant}$  (isobars). It would have been desirable to give also estimates for all unknown nuclides that are within reach of the present accelerator and mass separator technologies. Unfortunately, such an ensemble is practically not easy to define. Instead, we estimate mass values for all nuclides for which at least one piece of experimental information is available (e.g. identification or half-life measurement or proof of instability towards proton or neutron emission). Then, the ensemble of experimental masses and estimated ones has the same contour as in the NUBASE2003 evaluation.

## 5. Calculation Procedures

The atomic mass evaluation is particular when compared to the other evaluations of data [13], in that almost all mass determinations are relative measurements. Even those called ‘absolute mass doublets’ are relative to  $^{12}\text{C}$ ,  $^{35}\text{Cl}$  or  $^{37}\text{Cl}$ . Each experimental datum sets a relation in mass or in energy among two (in a few cases, more) nuclides. It can be therefore represented by one link among these two nuclides. The ensemble of these links generates a highly entangled network. Figs. 1a–1i, in

Section 3 above, showed a schematic representation of such a network.

The masses of a large number of nuclides are multiply determined, entering the entangled area of the canvas, mainly along the backbone. Correlations do not allow to determine their masses straightforwardly.

To take into account these correlations we use a least-squares method weighed according to the precision with which each piece of data is known. This method will allow to determine a set of adjusted masses.

### 5.1. Least-squares method

Each piece of data has a value  $q_i \pm dq_i$  with the accuracy  $dq_i$  (one standard deviation) and makes a relation between 2, 3 or 4 masses with unknown values  $m_\mu$ . An overdetermined system of  $Q$  data to  $M$  masses ( $Q > M$ ) can be represented by a system of  $Q$  linear equations with  $M$  parameters:

$$\sum_{\mu=1}^M k_i^\mu m_\mu = q_i \pm dq_i \quad (1)$$

e.g. for a nuclear reaction  $A(a,b)B$  requiring an energy  $q_i$  to occur, the energy balance writes:

$$m_A + m_a - m_b - m_B = q_i \pm dq_i \quad (2)$$

thus,  $k_i^A = +1$ ,  $k_i^a = +1$ ,  $k_i^B = -1$  and  $k_i^b = -1$ .

In matrix notation,  $\mathbf{K}$  being the  $(M, Q)$  matrix of coefficients, Eq. 1 writes:  $\mathbf{K}|m\rangle = |q\rangle$ . Elements of matrix  $\mathbf{K}$  are almost all null: e.g. for  $A(a,b)B$ , Eq. 2 yields a line of  $\mathbf{K}$  with only four non-zero elements.

We define the diagonal weight matrix  $\mathbf{W}$  by its elements  $w_i^i = 1/(dq_i dq_i)$ . The solution of the least-squares method leads to a very simple construction:

$${}^t\mathbf{K}\mathbf{W}\mathbf{K}|m\rangle = {}^t\mathbf{K}\mathbf{W}|q\rangle \quad (3)$$

the NORMAL matrix  $\mathbf{A} = {}^t\mathbf{K}\mathbf{W}\mathbf{K}$  is a square matrix of order  $M$ , positive-definite, symmetric and regular and hence invertible [38]. Thus the vector  $|\bar{m}\rangle$  for the adjusted masses is:

$$|\bar{m}\rangle = \mathbf{A}^{-1} {}^t\mathbf{K}\mathbf{W}|q\rangle \quad \text{or} \quad |\bar{m}\rangle = \mathbf{R}|q\rangle \quad (4)$$

The rectangular  $(M, Q)$  matrix  $\mathbf{R}$  is called the RESPONSE matrix.

The diagonal elements of  $\mathbf{A}^{-1}$  are the squared errors on the adjusted masses, and the non-diagonal ones  $(a^{-1})_\mu^\nu$  are the coefficients for the correlations between masses  $m_\mu$  and  $m_\nu$ . Values for correlation coefficients for the most precise nuclides are given in Table B of Part II.



One of the most powerful tools in the least-squares calculation described above is the flow-of-information matrix. This matrix allows to trace back the contribution of each individual piece of data to each of the parameters (here the atomic masses). The AME uses this method since 1993.

The flow-of-information matrix  $\mathbf{F}$  is defined as follows:  $\mathbf{K}$ , the matrix of coefficients, is a rectangular  $(Q, M)$  matrix, the transpose of the response matrix  ${}^t\mathbf{R}$  is also a  $(Q, M)$  rectangular one. The  $(i, \mu)$  element of  $\mathbf{F}$  is defined as the product of the corresponding elements of  ${}^t\mathbf{R}$  and of  $\mathbf{K}$ . In reference [39] it is demonstrated that such an element represents the “*influence*” of datum  $i$  on parameter (mass)  $m_\mu$ . A column of  $\mathbf{F}$  thus represents all the contributions brought by all data to a given mass  $m_\mu$ , and a line of  $\mathbf{F}$  represents all the influences given by a single piece of data. The sum of influences along a line is the “*significance*” of that datum. It has also been proven [39] that the influences and significances have all the expected properties, namely that the sum of all the influences on a given mass (along a column) is unity, that the significance of a datum is always less than unity and that it always decreases when new data are added. The significance defined in this way is exactly the quantity obtained by squaring the ratio of the uncertainty on the adjusted value over that on the input one, which is the recipe that was used before the discovery of the  $\mathbf{F}$  matrix to calculate the relative importance of data.

A simple interpretation of influences and significances can be obtained in calculating, from the adjusted masses and Eq. 1, the adjusted data:

$$|\bar{q}\rangle = \mathbf{KR}|q\rangle. \quad (5)$$

The  $i^{\text{th}}$  diagonal element of  $\mathbf{KR}$  represents then the contribution of datum  $i$  to the determination of  $\bar{q}_i$  (same datum): this quantity is exactly what is called above the *significance* of datum  $i$ . This  $i^{\text{th}}$  diagonal element of  $\mathbf{KR}$  is the sum of the products of line  $i$  of  $\mathbf{K}$  and column  $i$  of  $\mathbf{R}$ . The individual terms in this sum are precisely the *influences* defined above.

The flow-of-information matrix  $\mathbf{F}$ , provides thus insight on how the information from datum  $i$  flows into each of the masses  $m_\mu$ .

The flow-of-information matrix cannot be given in full in a table. It can be observed along lines, displaying then for each datum which are the nuclei influenced by this datum and the values of these *influences*. It can be observed also along columns to display for each primary mass all contributing data with their *influence* on that mass.

The first display is partly given in the table of input data (Table I) in column ‘Sig’ for the *significance* of primary data and ‘Main flux’ for the largest *influence*. Since in the large majority of cases only two nuclei are concerned in each piece of data, the second largest *influence* could easily be deduced. It is therefore not felt necessary to give a table of all *influences* for each primary datum.

The second display is given in Part II, Table II for the up to three most important data with their *influence* in the determination of each primary mass.

## 5.2. Consistency of data

The system of equations being largely over-determined ( $Q \gg M$ ) offers the evaluator several interesting possibilities to examine and judge the data. One might for example examine all data for which the adjusted values deviate importantly from the input ones. This helps to locate erroneous pieces of information. One could also examine a group of data in one experiment and check if the errors assigned to them in the experimental paper were not underestimated.

If the precisions  $dq_i$  assigned to the data  $q_i$  were indeed all accurate, the normalized deviations  $v_i$  between adjusted  $\bar{q}_i$  and input  $q_i$  data (cf. Eq. 5),  $v_i = (\bar{q}_i - q_i)/dq_i$ , would be distributed as a gaussian function of standard deviation  $\sigma = 1$ , and would make  $\chi^2$ :

$$\chi^2 = \sum_{i=1}^Q \left( \frac{\bar{q}_i - q_i}{dq_i} \right)^2 \quad \text{or} \quad \chi^2 = \sum_{i=1}^Q v_i^2 \quad (6)$$

equal to  $Q - M$ , the number of degrees of freedom, with a precision of  $\sqrt{2(Q - M)}$ .

One can define as above the NORMALIZED CHI,  $\chi_n$  (or ‘consistency factor’ or ‘Birge ratio’):  $\chi_n = \sqrt{\chi^2/(Q - M)}$  for which the expected value is  $1 \pm 1/\sqrt{2(Q - M)}$ .

Another quantity of interest for the evaluator is the PARTIAL CONSISTENCY FACTOR,  $\chi_n^p$ , defined for a (homogeneous) group of  $p$  data as:

$$\chi_n^p = \sqrt{\frac{Q}{Q - M} \frac{1}{p} \sum_{i=1}^p v_i^2}. \quad (7)$$

Of course the definition is such that  $\chi_n^p$  reduces to  $\chi_n$  if the sum is taken over all the input data. One can consider for example the two main classes of data: the reaction and decay energy measurements and the mass spectrometric data (see Section 5.5). One can also consider groups of data related to a given laboratory and with a given method of measurement and examine the  $\chi_n^p$  of each of them. There are presently 181 groups of data in Table I, identified in column ‘Lab’. A high value of  $\chi_n^p$  might be a warning on the validity of the considered group of data within the reported errors. We used such analyses in order to be able to locate questionable groups of data. In bad cases they are treated in such a way that, in the final adjustment, no really serious cases occur. Remarks in Table I report where such corrections have been made.

### 5.3. Separating secondary data

In Section 3, while examining the diagrams of connections (Fig. 1), we noticed that, whereas the masses of *secondary* nuclides can be determined uniquely from the chain of secondary connections going down to a *primary* nuclide, only the latter see the complex entanglement that necessitated the use of the least-squares method.

In terms of equations and parameters, we consider that if, in a collection of equations to be treated with the least-squares method, a parameter occurs in only one equation, removing this equation and this parameter will not affect the result of the fit for all other data. We can thus redefine more precisely what was called *secondary* in Section 3: the parameter above is a *secondary* parameter (or mass) and its related equation a *secondary* equation. After solving the reduced set, the *secondary* equation can be used to find value and error for that *secondary* parameter. The equations and parameters remaining after taking out all secondaries are called *primary*.

Therefore, only the system of *primary* data is overdetermined and will thus be improved in the adjustment, each *primary* nuclide getting benefit from all the available information. *Secondary* data will remain unchanged; they do not contribute to  $\chi^2$ .

The diagrams in Fig. 1 show, that many *secondary* data exist. Thus, taking them out simplifies considerably the system. More important though, if a better value is found for a *secondary* datum, the mass of the *secondary* nuclide can easily be improved (one has only to watch since the replacement can change other *secondary* masses down the chain, see Fig. 1). The procedure is more complicated for new *primary* data.

We define DEGREES for *secondary* nuclides and *secondary* data. They reflect their distances along the chains connecting them to the network of primaries. The first secondary nuclide connected to a primary one will be a nuclide of degree 2; and the connecting datum will be a datum of degree 2 too. Degree 1 is for primary nuclides and data. Degrees for secondary nuclides and data range from 2 to 14. In Table I, the degree of data is indicated in column ‘Dg’. In the table of atomic masses (Part II, Table I), each *secondary* nuclide is marked with a label in column ‘Orig.’ indicating from which other nuclide its mass value is calculated.

Separating secondary nuclides and data from primaries allow to reduce importantly the size of the system that will be treated by the least-squares method described above. After treatment of the primary data alone, the adjusted masses for primary nuclides can be easily combined with the secondary data to yield masses of secondary nuclides.

In the next section we will show methods for reducing further this system, but without allowing any loss of information. Methods that reduce the system of primaries for the benefit of the secondaries not only decrease computational time (which

nowadays is not so important), but allows an easier insight into the relations between data and masses, since no correlation is involved.

Remark: the word *primary* used for these nuclides and for the data connecting them does not mean that they are more important than the others, but only that they are subject to the special treatment below. The labels *primary* and *secondary* are not intrinsic properties of data or nuclides. They may change from primary to secondary or reversely when other information becomes available.

## 5.4. Compacting the set of data

### 5.4.1 Pre-averaging

Two or more measurements of the same physical quantities can be replaced without loss of information by their average value and error, reducing thus the system of equations to be treated. Extending this procedure, we consider *parallel* data: reaction data occur that give essentially values for the mass difference between the same two nuclides, except in the rare cases where the precision is comparable to the precision in the masses of the reaction particles. Example:  ${}^9\text{Be}(\gamma, n){}^8\text{Be}$ ,  ${}^9\text{Be}(p, d){}^8\text{Be}$ ,  ${}^9\text{Be}(d, t){}^8\text{Be}$  and  ${}^9\text{Be}({}^3\text{He}, \alpha){}^8\text{Be}$ .

Such data are represented together, in the main least-squares calculation, by one of them carrying their average value. If the  $Q$  data to be pre-averaged are strongly conflicting, i.e. if the consistency factor (or Birge ratio, or normalized  $\chi$ )  $\chi_n = \sqrt{\chi^2/(Q-1)}$  resulting in the calculation of the pre-average is greater than 2.5, the (internal) error  $\sigma_i$  in the average is multiplied by the Birge ratio ( $\sigma_e = \sigma_i \times \chi_n$ ). There are 6 cases where  $\chi_n > 2.5$ , see Table C. The quantity  $\sigma_e$  is often called the ‘external’ error. However, this treatment is not used in the very rare cases where the errors in the values to be averaged differ too much from one another, since the assigned errors lose any significance (only one case, see Table C.) In such cases, considering policies from the Particle Data Group [40] and some possibilities reviewed by Rajput and MacMahon [41], we there adopt an arithmetic average and the dispersion of values as error which is equivalent to assigning to each of these conflicting data the same error.

As much as 25% of the 1224 cases have values of  $\chi_n$  (Birge ratio) beyond unity, 2.8% beyond two, 0.2% (2 cases) beyond 3, giving an overall very satisfactory distribution for our treatment. With the choice above of a threshold of  $\chi_n^0 = 2.5$  for the Birge ratio, only 0.4% of the cases are concerned by the multiplication by  $\chi_n$ . As a matter of fact, in a complex system like the one here, many values of  $\chi_n$  beyond 1 or 2 are expected to exist, and if errors were multiplied by  $\chi_n$  in all these cases, the  $\chi^2$ -test on the total adjustment would have been invalidated. This explains the choice we made here of a rather high threshold ( $\chi_n^0 = 2.5$ ), compared e.g. to  $\chi_n^0 = 2$  recommended by Woods and Munster [42] or  $\chi_n^0 = 1$  used in a different context

Table C. Worst pre-averagings.  $n$  is the number of data in the pre-average.

Item	$n$	$\chi_n$	$\sigma_e$	Item	$n$	$\chi_n$	$\sigma_e$	
$^{115}\text{Cd}(\beta^-)^{115}\text{In}$	3	3.61	6.5	$^{146}\text{Ba}(\beta^-)^{146}\text{La}$	2	2.24	107	
$^{149}\text{Pm}(\beta^-)^{149}\text{Sm}$	2	3.54	5.4	$^{154}\text{Eu}(\beta^-)^{154}\text{Gd}$	2	2.22	4.0	
$^{35}\text{S}(\beta^-)^{35}\text{Cl}$	*	9	3.07	0.06	$^{202}\text{Au}(\beta^-)^{202}\text{Hg}$	2	2.22	400
$^{117}\text{La}(p)^{116}\text{Ba}$	2	2.97	12	$^{40}\text{Cl}(\beta^-)^{40}\text{Ar}$	2	2.21	76	
$^{249}\text{Bk}(\alpha)^{245}\text{Am}$	2	2.55	2.4	$^{36}\text{S}(^{14}\text{C}, ^{17}\text{O})^{33}\text{Si}$	3	2.16	37	
$^{76}\text{Ge}(^{14}\text{C}, ^{16}\text{O})^{74}\text{Zn}$	2	2.53	51	$^{153}\text{Gd}(n,\gamma)^{154}\text{Gd}$	2	2.16	0.39	
$^{186}\text{Re}(\beta^-)^{186}\text{Os}$	4	2.45	2.5	$^{36}\text{S}(^{11}\text{B}, ^{13}\text{N})^{34}\text{Si}$	3	2.13	32	
$^{144}\text{Ce}(\beta^-)^{144}\text{Pr}$	2	2.44	2.2	$^{58}\text{Fe}(t,p)^{60}\text{Fe}$	4	2.13	7.8	
$^{146}\text{La}(\beta^-)^{146}\text{Ce}$	2	2.42	129	$^{113}\text{Cs}(p)^{112}\text{Xe}$	3	2.11	5.8	
$^{33}\text{S}(p,\gamma)^{34}\text{Cl}$	3	2.38	0.33	$^{32}\text{S}(n,\gamma)^{33}\text{S}$	2	2.11	0.065	
$^{220}\text{Fr}(\alpha)^{216}\text{At}$	2	2.34	4.7	$^{223}\text{Pa}(\alpha)^{219}\text{Ac}$	2	2.09	10	
$^{69}\text{Co}-\text{C}_{5,75}$	2	2.33	840	$^{177}\text{Pt}(\alpha)^{173}\text{Os}$	2	2.06	6.1	
$^{136}\text{I}^m(\beta^-)^{136}\text{Xe}$	2	2.33	266	$^{147}\text{La}(\beta^-)^{147}\text{Ce}$	2	2.04	81	
$^{176}\text{Au}(\alpha)^{172}\text{Ir}$	2	2.31	18	$^{244}\text{Cf}(\alpha)^{240}\text{Cm}$	2	2.03	4.0	
$^{131}\text{Sn}(\beta^-)^{131}\text{Sb}$	2	2.29	28	$^{204}\text{Tl}(\beta^-)^{204}\text{Pb}$	2	2.03	0.39	
$^{110}\text{In}(\beta^+)^{110}\text{Cd}$	3	2.29	28	$^{166}\text{Re}^m(\alpha)^{162}\text{Ta}$	2	2.01	17	
$^{178}\text{Pt}(\alpha)^{174}\text{Os}$	2	2.25	6.3	$^{168}\text{Ir}^m(\alpha)^{164}\text{Re}^m$	2	2.00	10	
$^{166}\text{Os}(\alpha)^{162}\text{W}$	2	2.24	10					

\*arithmetic average and dispersion of values are being used in the adjustment.

by the Particle Data Group [40], for departing from the rule of internal error of the weighted average.

#### Used policies in treating parallel data

In averaging  $\beta$ - (or  $\alpha$ -) decay energies derived from branches, found in the same experiment, to or from different levels in the decay of a given nuclide, the error we use for the average is not the one resulting from the least-squares, but the smallest occurring one.

Some quantities have been reported more than once by the same group. If the results are obtained by the same method and all published in regular refereed journals, only the most recent one is used in the calculation, unless explicitly mentioned otherwise. The reason is that one is inclined to expect that authors who believe their two results are of the same quality would have averaged them in their latest publication. Our policy is different if the newer result is not published in a regular refereed paper (abstract, preprint, private communication, conference, thesis or annual report), then the older one is used in the calculation, except if the newer is an update of the values in the other. In the latter case the original reference in our list mentions the unrefereed paper.

### 5.4.2 Replacement procedure

Large contributions to  $\chi^2$  have been known to be caused by a nuclide  $G$  connected to two other ones  $H$  and  $K$  by reaction links with errors large compared to the error in the mass difference of  $H$  and  $K$ , in cases where the two disagreed. Evidently, contributions to  $\chi^2$  of such local discrepancies suggest an unrealistically high value of the overall consistency parameter. This is avoided by a replacement procedure: one of the two links is replaced by an equivalent value for the other. The pre-averaging procedure then takes care both of giving the most reasonable mass value for  $G$ , and of not causing undesirably large contributions to  $\chi^2$ .

### 5.4.3 Insignificant data

Another feature to increase the meaning of the final  $\chi^2$  is, that data with weights at least a factor 10 less than other data, or than combinations of *all* other data giving the same result, have not been included, generally speaking, in the calculation. They are given in the list of input data (except for most older data of this type that already appeared in our previous tables), but labelled ‘U’; comparison with the output values allows to check our judgment. Earlier, data were labelled ‘U’ if their weight was 10 times less than that of a *simple* combination of other data. This concept has been extended since AME’93 to data that weigh 10 times less than the combination of *all* other accepted data.

## 5.5. Used policies - treatment of undependable data

The important interdependence of most data, as illustrated by the connection diagrams (Figs. 1a–1i) allows local and general consistency tests. These can indicate that something may be wrong with input values. We follow the policy of checking all significant data differing by more than two (sometimes 1.5) standard deviations from the adjusted values. Fairly often, study of the experimental paper shows that a correction is necessary. Possible reasons are that a transition has been assigned to a wrong final level or that a reported decay energy belongs to an isomer rather than to a ground state or even that the mass number assigned to a decay has been shown to be incorrect. In such cases, the values are corrected and remarks are added below the corresponding data in Table I to explain the reasons for the corrections.

It can also happen, though, that study of the paper leads to serious doubts about the validity of the results within the reported error, but could not permit making a specific correction. In that case, the result is labelled ‘F’ and not used in the adjustment. It is however given in Table I and compared to the adjusted value. The reader might observe that, in several cases, the difference between the experimental value and the adjusted one is small compared to the experimental error: this does not disprove the correctness of the label ‘F’ assignment.

Cases where reading the paper does not lead to correction or rejection, but yet the result is not trusted within the given error, are labelled ‘B’ if published in a regular refereed journal, or ‘C’ otherwise.

Data with labels ‘F’, ‘B’ or ‘C’ are not used in the calculation. We do not assign such labels if, as a result, no experimental value published in a regular refereed journal could be given for one or more resulting masses. When necessary, the policy defined for ‘irregular masses’ with ‘D’-label assignment may apply (see Section 4.2).

In some cases thorough analysis of strongly conflicting data could not lead to reasons to think that one of them is more dependable than the others or could not lead to the rejection of a particular piece of data. Also, bad agreement with other data is not the only reason for doubt in the correctness of reported data. As in previous work, and as explained above (see Section 4), we made use of the property of regularity of the surface of masses for helping making a choice and also for making further checks on the other data.

We do not accept experimental results if information on other quantities (e.g. half-lives), derived in the same experiment and for the same nuclide, were in strong contradiction with well established values.

## 5.6. The AME computer program

Our computer program in four phases has to perform the following tasks: **i)** decode and check the data file; **ii)** build up a representation of the connections between masses, allowing thus to separate primary masses and data from secondary ones, to pre-average same and parallel data, and thus to reduce drastically the size of the system of equations to be solved (see Section 5.3 and 5.4), without any loss of information; **iii)** perform the least-squares matrix calculations (see above); and **iv)** deduce the atomic masses (Part II, Table I), the nuclear reaction and separation energies (Part II, Table III), the adjusted values for the input data (Table I), the *influences* of data on the primary nuclides (Table I), the *influences* received by each primary nuclide (Part II, Table II), and display information on the inversion errors, the correlations coefficients (Part II, Table B), the values of the  $\chi^2$ s and the distribution of the  $v_i$  (see below), . . .

## 5.7. Results of the calculation

In this evaluation we have 7773 experimental data of which 1230 are labelled U (see above) and 374 are not accepted and labelled B, C, D or F (respectively 207, 58, 37 and 72 items). In the calculation we have thus 6169 valid input data, compressed to 4373 in the pre-averaging procedure. Separating secondary data, leaves a system of 1381 primary data, representing 967 primary reactions and decays, and 414 primary

mass spectrometric measurements. To these are added 887 data estimated from systematic trends, some of which are essential for linking unconnected experimental data to the network of experimentally known masses (see Figs. 1a–1i).

In the atomic mass table (Part II, Table I) there is a total of 3504 masses (including  $^{12}\text{C}$ ) of which 3179 are ground-state masses (2228 experimental masses and 951 estimated ones), and 325 are excited isomers (201 experimental and 122 estimated). Among the 2228 experimental masses, 192 nuclides have a precision better than 1 keV and 1020 better than 10 keV. There are 231 nuclides known with a precision below 100 keV. Separating secondary masses in the ensemble of 3504, leaves 847 primary masses ( $^{12}\text{C}$  not included).

We have thus to solve a system of 1381 equations with 847 parameters. Thus, theoretically, the expectation value for  $\chi^2$  should be  $534 \pm 33$  (and the theoretical  $\chi_n = 1 \pm 0.031$ ).

The total  $\chi^2$  of the adjustment is actually 814; this means that, in the average, the errors in the input values have been underestimated by 23%, a still acceptable result. In other words, the experimentalists measuring masses were, on average, too optimistic by 23%. The distribution of the  $v_i$ 's (the individual contributions to  $\chi^2$ , as defined in Eq. 6, and given in Table I) is also acceptable, with 15% of the cases beyond unity, 3.2% beyond two, and 8 items (0.007%) beyond 3.

Considering separately the two main classes of data, the partial consistency factors  $\chi_n^p$  are respectively 1.269 and 1.160 for energy measurements and for mass spectrometry data, showing that both types of input data are responsible for the underestimated error of 23% mentioned above, with a better result for mass spectrometry data.

As in the preceding work [4], we have tried to estimate the average accuracy for 181 groups of data related to a given laboratory and with a given method of measurement, by calculating their partial consistency factors  $\chi_n^p$  (cf. Section 5.2). On the average the experimental errors appear to be slightly underestimated, with as much as 57% (instead of expected 33%) of the groups of data having  $\chi_n^p$  larger than unity. Agreeing better with statistics, 5.5% of these groups are beyond  $\chi_n^p = 2$ . Fortunately though, the impact of the most deviating groups on the final results of our evaluation is reasonably low.

## 6. Discussion of the input data

Mostly we accept values as given by authors; but in some cases, we must deviate. An example is for recalibration due to change in the definition of the volt, as discussed in Section 2. For somewhat less simple cases, a remark is added.

A curious example of combinations of data that cannot be accepted without change follows from the measurements of the Edinburgh-Argonne group. They report decay energies in  $\alpha$ -decay series, where the ancestors are isomers between



which the excitation energy is accurately known from their proton-decay energies. These authors give values for the excitation energies between isomeric daughter pairs with considerably smaller errors than follow from the errors quoted for the measured  $\alpha$ -decay energies. The evident reason is, that these decay energies are correlated; this means that the errors in their differences are relatively small. Unfortunately, the presented data do not allow an exact calculation of both masses and isomeric excitation energies. This would have required that, instead of the two  $E_\alpha$  values of an isomeric pair, they would have given the error in their difference (and, perhaps, a more exact value for the most accurate  $E_\alpha$  of the pair). Instead, entering all their  $Q_\alpha$  and  $E_1$  (isomeric excitation energies) values in our input file would yield outputs with too small errors. And accepting any partial collection makes some errors rather drastically too large. We therefore do enter here a selection of input values, but sometimes slightly changed, chosen in such a way that our adjusted  $Q_\alpha$  and  $E_1$  values and errors differ as little as possible from those given by the authors. A further complication could occur if some of the  $Q_\alpha$ 's are also measured by other groups. But until now, we found no serious troubles in such cases.

Necessary corrections to recent mass spectrometric data are mentioned in Section 6.2.

A change in errors, not values, is caused by the fact explained below that in several cases we do not necessarily accept reported  $\alpha$ -energies as belonging to transitions between ground-states. This also causes errors in derived proton decay energies to deviate from those reported by some authors (e.g. in the  $\alpha$ -decay chain of  $^{166}\text{Ir}$ ).

### 6.1. Improvements along the backbone

Rather few new measurements of stable species with a classical mass spectrometer have become available; all of them of the Winnipeg group.

Most of the new mass spectrometric data were obtained by precision measurements of ratios of cyclotron frequencies of ions in Penning traps. Similarly to the classical measurements of ratios of voltages or resistances, we found that they can be converted to linear combinations in  $\mu\text{u}$  of masses of electrically neutral atoms, without any loss of accuracy. In such cases, we added a remark, to the equation used in the table of input data (Table I), to describe the original data. Other groups give their results directly as masses, a not recommended practice for high precision measurements.

The new mass values for  $^1\text{H}$  and  $^2\text{D}$  have errors about one third of the ones in our previous evaluation, due to new Penning trap measurements. Their values in mass units differ less from the earlier ones [5] than the errors then adopted (in  $\text{eV}_{90}$  they differ somewhat more). But, for  $^4\text{He}$  new evidence showed that measurements used in the previous evaluation were less dependable than thought: the difference in the mass values in mass units is some 4 times the error assigned in 1995 [5]. The new

values are thought more dependable: two new measurements agree. For this reason, we also now replace the old Penning  $^3\text{He}$  measurement by one of the two groups mentioned, even though its claimed precision is rather smaller. The new Penning results are tested too by making a separate least square analysis of 30 relations, derived from recent Penning trap results, between H, D, T,  $^3\text{He}$ ,  $^{12}\text{C}$ ,  $^{13}\text{C}$ ,  $^{14}\text{N}$ ,  $^{15}\text{N}$ ,  $^{16}\text{O}$ ,  $^{20}\text{Ne}$  and  $^{40}\text{Ar}$ . The result was quite satisfactory: the resulting consistency factor is  $\chi_n = 1.01$ .

In earlier evaluations we found it necessary to multiply errors in values from some groups of mass spectrometric data with discrete factors ( $F = 1.5, 2.5$  or  $4.0$ ) following the partial consistency factors  $\chi_n^p$  we found for these groups (see Section 5.2). The just mentioned result was a reason not to do so (that means  $F = 1$ ) for the Penning trap measurements.

The new Penning trap measurements on  $^{20}\text{Ne}$ ,  $^{22}\text{Ne}$ ,  $^{23}\text{Na}$  and  $^{24}\text{Mg}$  agree nicely with earlier precision reaction energies. Their combination with the precision  $^{28}\text{Si}$  result, already used in AME95, causes some difficulties, not solved completely by the new Penning  $^{26}\text{Mg}$  result, see Section 7.2, Table C.

A somewhat similar problem occurred between  $^{35}\text{Cl}$  and  $^{40}\text{Ar}$ . It was partly solved by a new Penning trap measurement on  $^{36}\text{Ar}$ , see Section 7.4. And a somewhat analogous problem in the connection between lighter Xe isotopes and  $^{133}\text{Cs}$  could be solved in a similar way. We note, in connection with the note above on this problem, that the new Penning trap measurements find  $^{133}\text{Cs}$  5 keV less stable than the AME95 value to which a 3 keV error was assigned (see Section 7.5).

Satisfactory new measurements, finally, were made of masses of stable Hg isotopes. As we discuss below (Section 7.1), these data helped to solve the most difficult problem in our evaluations along the backbone since 1983.

## 6.2. Mass spectrometry away from $\beta$ -stability

With ISOLTRAP, a Penning trap connected to the CERN on-line mass separator ISOLDE, atomic masses are determined for nuclides further away from  $\beta$ -stability, from the cyclotron frequencies of their ions captured in the trap. Such a frequency is compared to that of a well know calibrator to yield a ratio of the two masses. This ratio is converted, without loss of accuracy, in a linear relation between the two masses. Methods which are relying on cyclotron frequency measurements have the advantage that, roughly speaking, only one parameter has to be measured, namely a frequency, that is the physical quantity that can be measured the best with high accuracy. Very high resolving power ( $10^8/A$ ) and accuracies (recently improved up to  $2 \times 10^{-8}$ ) are achieved up till quite far from the line of  $\beta$ -stability. Such high resolving power made it possible, for the first time in the history of mass-spectrometry, to resolve nuclear isomers from their ground-state ( $^{84}\text{Rb}^m$ ) and to determine their excitation energies,

as beautifully just demonstrated [2003Gu.A] for  $^{70}\text{Cu}$ ,  $^{70}\text{Cu}^m$  and  $^{70}\text{Cu}^n$ . Their measured excitation energies have been confirmed by  $\beta\gamma$  spectroscopy [2003Va.2]. Already in the 1993 evaluation ISOLTRAP data were used. The number of such data is now considerably larger and the precision improved by one order of magnitude, due to careful study of the apparatus and calibration obtained with the absolute calibrator  $^{12}\text{C}$  from a carbon cluster source allowing to cover the whole atomic mass range. Typically, the precision can reach 1 keV or better (0.3 keV for  $^{18}\text{Ne}$ ). One of the most exotic nuclides,  $^{74}\text{Rb}$  (65 ms), is even reported with a precision of 4 keV.

Far from stability, the mass-triplet measurements, in which undetectable systematic effects could build-up in large deviations when the procedure is iterated [1986Au02], could be recalibrated with the help of the ISOLTRAP measurements. Recalibration was automatically obtained in the evaluation, since each mass-triplet was originally converted to a linear mass relation among the three nuclides, allowing both easy application of least-squares procedures, and automatic recalibration. In Table I, the relevant equations are normalized to make the coefficient of the middle isotope unity, so that they read e.g.

$$^{97}\text{Rb} - (0.490 \times ^{99}\text{Rb} - 0.511 \times ^{95}\text{Rb}) = 350 \pm 60\text{keV}$$

(the isotope symbol representing the mass excess in keV). The other two coefficients are three-digit approximations of

$$\frac{A_2}{A_3 - A_1} \times \frac{A_2 - A_1}{A_3} \quad \text{and} \quad \frac{A_2}{A_3 - A_1} \times \frac{A_3 - A_2}{A_1}$$

We took  $A$  instead of  $M$  in order to arrive at coefficients that do not change if the  $M$ -values change slightly. The difference is unimportant.

Most of the mass-triplet data, performed in the 80's are now outweighed, except for the most exotic (and thus the most interesting) Francium and neutron-rich Rubidium and Cesium isotopes.

The Orsay Smith-type mass spectrometer MISTRAL, also connected to ISOLDE, has performed quite precise measurements of very short-lived light nuclides. In particular, the mass of  $^{11}\text{Li}$  (8.75 ms) is already given in our tables with a precision of 28 keV, and a new measurement (under analysis) should reduce this to about 10 keV. Also, the highly accurate results ( $5 \times 10^{-7}$ ) for  $^{30}\text{Na}$  and  $^{33}\text{Mg}$  provide important calibration masses for the more exotic nuclides measured by 'time-of-flight' techniques (see discussion below).

Mass measurements by time-of-flight mass spectrometry technique at SPEG (GANIL) and TOFI (Los Alamos), also apply to very short nuclides, but the precision is here lower. Masses of almost undecelerated fragment products, coming from thin targets bombarded with heavy ions [43] or high energy protons [44] are

measured from a combination of magnetic deflection and time of flight determination. Nuclei in an extended region in  $A/Z$  and  $Z$  are analyzed simultaneously. Each individual ion, even if very short-lived ( $1\mu\text{s}$ ), is identified and has its mass measured at the same time. In this way, mass values with accuracies of ( $3 \times 10^{-6}$  to  $5 \times 10^{-5}$ ) are obtained for a large number of neutron-rich nuclides of light elements, up to  $A = 70$ . A difficulty is that the obtained value applies to an isomeric mixture where all isomers with half-lives of the order of, or longer than the time of flight (about  $1\mu\text{s}$ ) may contribute. The resolving power, around  $10^4$ , and cross-contaminations can cause significant shifts in masses. The most critical part in these experiments is calibration, since obtained from an empirically determined function, which, in several cases, had to be extrapolated rather far from the calibrating masses. It is possible that, in the future, a few mass-measurements far from stability may provide better calibration points and allow a re-analysis of the concerned data, on a firmer basis. Such recalibrations require analysis of the raw data and cannot be done by the evaluators. With new data from other methods allowing now comparison, we observed strong discrepancies for one of the two groups, and had to increase thus the associated partial consistency factor to  $F = 1.5$ . We noted already earlier that important differences occurred between ensemble of results within this group of data. Using  $F = 1.5$  for data labeled ‘TO1-TO6’ in the ‘Lab’ column of Table I, allows to recover consistency.

Longer time-of-flights (50 to 100  $\mu\text{s}$ ), thus higher resolving powers, can be obtained with cyclotrons. The accelerating radio-frequency is taken as reference to ensure a precise time determination, but this method implies that the number of turns of the ions inside the cyclotron, should be known exactly. This was achieved successfully at SARA-Grenoble for the mass of  $^{80}\text{Y}$ . More recently, measurements performed at GANIL with the CSS2 cyclotron, could not determine the exact number of turns. In a first experiment on  $^{100}\text{Sn}$ , a careful simulation was done instead. In a second experiment on  $^{68}\text{Se}$ ,  $^{76}\text{Sr}$ ,  $^{80}\text{Sr}$  and  $^{80}\text{Y}$ , a mean value of the number of turns was experimentally determined for the most abundant species only, thus mainly the calibrants. Recent Penning traps measurements on  $^{68}\text{Se}$  (CPT-Argonne) and  $^{76}\text{Sr}$  (ISOLTRAP) revealed that this last method suffered serious systematic errors. Also, the measured  $^{80}\text{Y}$  mass not only deviates from that of SARA by  $10\sigma$ , but also contradicts the lower limit set by a recent  $Q_\beta$  measurement at Yale (see [30] for a detailed analysis). For these reasons, results from this second GANIL experiment are not used in our set of data for adjustment.

Atomic masses of nuclides up to rather far removed from stability have recently been determined from their orbital frequency in a storage ring (ESR at GSI), with precisions sometimes as good as a few tens of keV. Many of the measured nuclides belong to known  $\alpha$ -decay chains. Thus, the available information on masses of, especially, proton-rich nuclides is considerably extended.

It must be mentioned that, in the first group of mass values as given by GSI authors [2000Ra23], several cannot be accepted without changes. The reason is that, in their derivation,  $\alpha$ -decay energies between two, or more, of the occurring nuclides have been used. Evidently, they can therefore not without correction be included in our calculations, where they are again combined with these  $Q_\alpha$ 's. Remarks added to the data in Table I warn for this matter where important. This point is added here to show a kind of difficulty we meet more often in this work. Fortunately, for this group of data it is only of historical interest since all their data are outdated by more recent measurements [2003Li.A] with the same instruments and with a much better precision.

As said above, many ESR results in [2003Li.A] yield an average mass value  $M_{exp}$  for a mixture of isomers. We here use our new treatment for the possible mixture of isomers (see Appendix B), and take care to mention such changes duly in remarks added to these data.

The mass  $M_0$  of the ground-state can be calculated if both the excitation energy  $E_1$  of the upper isomer, and the relative intensities of the isomers are known. But often this is not the case. If  $E_1$  is known but not the intensity ratio, one must assume equal probabilities for all possible relative intensities. In the case of one excited isomer, see Appendix B.4, the mass estimate for  $M_0$  becomes  $M_{exp} - E_1/2$ , and the part of the error due to this uncertainty  $0.29E_1$  (see Section B.4). This policy was discussed with the authors of the measurements. In eight cases, more than two isomers contribute to the measured line. They are treated as indicated in Appendix B.

A further complication arises if  $E_1$  is not known. This, in addition with some problems connected with  $\alpha$ -decay chains involving isomers, was a reason for us to consider the matter of isomers with considerably more care than we did before. Part of the results of our estimates (as always, flagged with '#') are incorporated in the NUBASE evaluation. In estimating values  $E_1$ , we first look at experimental data possibly giving lower limits: e.g. is known that one of two isomers decays to the other; or is even known that  $\gamma$ -rays of known energy occur in such decays. If not, we tried interpolation between values  $E_1$  for neighboring nuclides that can be expected to have the same spin assignments (for odd  $A$ : isotones if  $Z$  is even, or isotopes if  $Z$  is odd). If such a comparison does not yield useful results, indications from theory were sometimes accepted, including upper limits for transition energies following from the measured half-lives. Of course, values estimated this way were provided with somewhat generous errors, dutifully taken into account in deriving final results.

In several of these measurements, an isomer can only contribute if its half-life is at least several seconds. But half-lives as given in tables like NUBASE are those for neutral atoms. For naked nuclei the decay of such an isomer cannot occur by electron conversion; their half-lives may therefore be considerably larger. Examples are the reported mass measurements of the 580 ms  $^{151}\text{Er}$  isomer at  $E_1=2585.5$  keV;

and even of the 103 ms  $^{117}\text{Te}$  isomer at  $E_1=296.1$  keV.

An interesting result from the new mass-spectrometric measurements is the following. With ISOLTRAP, masses of several more proton-rich nuclides have been determined with a precision of about 15 keV. In combination with  $\alpha$ -decay data, good information is obtained for even- $Z$  nuclei between  $^{176}\text{Pt}$  and  $^{210}\text{Th}$ . These data, combined with Pb  $\alpha$ -energies, allow a check on neutron pairing energies in proton-rich Hg and Pb isotopes. The Jensen-Hansen-Jonson [45] estimate is found decidedly better than the earlier formula  $12/\sqrt{A}$  MeV.

In some cases, where in principle corrections for isomerism or contaminations should be made, the mass spectrometric data are insignificant. We found it unnecessary then to make the isomer correction; but as a warning, the reference key number is then provided with a label ‘Z’.

### 6.3. Proton-decays and $\alpha$ -decays

Limits to proton-decay energies may be estimated from half-lives for this kind of decay. Especially interesting are the limits [1999Ja02] for the series of nuclides with  $N = Z - 1$  from  $^{69}\text{Br}$  to  $^{89}\text{Rh}$ . For them, we gave as inputs values for these decay energies, treated as systematic data (see below) but thought especially dependable.

Our 1995 update [5] used some then recent results of measurements of energies of protons emitted in proton decay. Together with many new data, we now possess results for many proton-rich nuclides, from  $^{105}_{51}\text{Sb}$  to  $^{185}_{83}\text{Bi}$ ; among them for all intermediary odd- $Z$  nuclides with the exception of only  $^{61}\text{Pm}$  and  $^{65}\text{Tb}$ . These data are important for two reasons. In the first place, we apply systematics of some quantities (among them proton separation energies) for estimating mass values for nuclides, for which no experimental mass data are available. For this purpose, knowledge of proton separation energies just beyond the proton drip line is quite valuable.

In the second place, the properties of proton decay allow in several cases to measure proton-decay energies from both members of an isomeric pair. In the many cases that both are observed to decay to the ground-state of the daughter, one so derives the excitation energy of the isomer. And these studies even allow to get a fair estimate of the spin-parities of the separate members.

This feature is the more valuable since often for both members  $\alpha$ -decay is observed. In a particular case, even a succession of several such decays was found. Their study showed several decays earlier assigned to ground-states to belong in reality to upper isomers. Also, these measurements are found to yield good values for the excitation energies of the isomers among the descendants. We here follow the judgement of the authors, including their judgement about the final levels fed in those  $\alpha$ -decays.

Often, though, knowledge of final levels in observed  $\alpha$ -decays is not available. We need to discuss what to do then. A systematic investigation we made long ago suggested, that in most cases the excitation energy of the final level must be small. We therefore adopted the policy of accepting the measured  $E_\alpha$  as feeding the ground-state but to provide, in such cases, the resulting decay energy with a label (not given in Table I) that takes care that its error is increased to 50 keV.

Our computer program averages data of the same kind and uses only the average, also given in Table I, in the final calculation. Caution is then necessary with these 50 keV additions: they are applied to the relevant averages.

Yet, systematics of  $\alpha$ -decay energies, theory, or preferably both, may in some cases suggest a larger  $E_1$ . In such cases, the estimate for this value (provided with a generous error) has been added as input value.

The mentioned results of proton decay analysis have been a reason to omit the mentioned label in several cases. And we also have to be careful with the use of this label if mass spectrometric results with a precision of about 50 keV or better are known for mother and daughter. Comparison (preferably in combination with theoretical considerations) may here too suggest to drop the mentioned label; or just reversely not to accept a reported  $\alpha$ -energy.

In regions where the Nilsson model for deformed nuclides applies, it is expected that the often most intense  $\alpha$ -transition feeds a level in the daughter with the same model assignment as the mother. (It is not rarely the only observed  $\alpha$ -ray.) In that case, adding an estimate for the  $E_1$  is attractive. And not rarely the energy difference with the ground-state can be estimated by comparison with the energy differences between the corresponding Nilsson levels in nearby nuclides.

Unfortunately, some authors derive a value they call  $Q_\alpha$  from a measured  $\alpha$ -particle energy by not only correcting for recoil but also for screening by atomic electrons (see Appendix A). In our calculations, the latter corrections have been removed.

Finally, some measured  $\alpha$  particle energies are at least partly due to summing with conversion electrons. This is sometimes clear from the observation, that the width of the observed line is larger than that of other ones. In deriving the desired  $Q_\alpha$ , it is then necessary to make a small correction for the escaping X-rays. This is again mentioned in remarks added to the items.

#### 6.4. Decay energies from capture ratios and relative positron feedings

For allowed transitions, the ratio of electron capture in different shells is proportional to the ratio of the squares of the energies of the emitted neutrinos, with a proportionality constant dependent on  $Z$  and quite well known [46]. For (non-unique) first forbidden transitions, the ratio is not notably different; with few exceptions.

The neutrino energy mentioned is the difference of the transition energy  $Q$  with the electron binding energy in the pertinent shell. Especially if the transition energy is not too much larger than the binding energy in, say, the  $K$  shell, it can be determined rather well from a measurement of the ratio of capture in the  $K$  and  $L$  shells.

The non-linear character of the relation between  $Q$  and the ratio introduces two problems. In the first place, a symmetrical error for the ratio is generally transformed in an asymmetrical one for the transition energy. Since our least-squares program cannot handle them, we have symmetrized the probability distribution by considering the first and second momenta of the real probability distribution (see NUBASE2003, Appendix A). The other problem is related to averaging of several values that are reported for the same ratio. Our policy, since AME'93, is to average the capture ratios, and calculate the decay energy following from that average. In this procedure we used the best values [46] of the proportionality constant. We also recalculated older reported decay energies originally calculated using now obsolete values for this constant.

The ratio of positron emission and electron capture in the transition to the same final level also depends on the transition energy in a known way (anyhow for allowed and not much delayed first forbidden transitions). Thus, the transition energy can be derived from a measurement of the relative positron feeding of the level, which is often easier than a measurement of the positron spectrum end-point. For several cases we made here the same kind of combinations and corrections as mentioned for capture ratios. But in this case, a special difficulty must be mentioned. Positron decay can only occur when the transition energy exceeds  $2m_e c^2 = 1022$  keV. Thus, quite often, a level fed by positrons is also fed by  $\gamma$ -rays coming from higher levels fed by electron capture. Determination of the intensity of this *side* feeding is often difficult. Cases exist where such feeding occurs by a great number of weak  $\gamma$ -rays easily overlooked (the *pandemonium* effect [47]). Then, the reported decay energy may be much lower than the real value. In judging the validity of experimental data, we kept this possibility in our mind.

## 6.5. Superheavy nuclides

Unfortunately, the names of four elements beyond  $Z=103$  as earlier proposed, and that we accepted in our 1995 evaluation [5], were changed. The Commission on Nomenclature of Inorganic Chemistry of the International Union of Pure and Applied Chemistry IUPAC [48] revised its earlier proposal (see also NUBASE2003, Section 2). As a result, following names and symbols are now definitely accepted (names for  $Z = 107$  and  $109$  are not changed):



104	rutherfordium	Rf	replacing	Db
105	dubnium	Db	”	Jl
106	seaborgium	Sg	”	Rf
108	hassium	Hs	”	Hn

In the 1995 evaluation we already included results assigned to elements 110 and 111; and in 1996 [1996Ho13] the discovery was reported of element 112. The discovery of element 118 and its  $\alpha$ -descendants 116 and 114 was announced in Berkeley in 1999 [1999Ni03] but was later withdrawn [2002Ni10]. But authors from Dubna reported observation of isotopes of elements 114 and 116. All these reports have not yet been officially accepted as sufficient evidence for the discovery of these elements, except for element 110. A provisional recommendation of the Inorganic Chemistry Division of the International Union of Pure and Applied Chemistry proposes for it the name darmstadtium, symbol Ds. Until this name and this symbol are officially adopted, we will not use them in our evaluations, to avoid a situation similar to the one described above. No names have been proposed to our knowledge for the heavier elements. We use symbols Ea, . . . Ei for elements 110, . . . 118.

No data are available that allow to give any purely experimental mass value for any isotope of the latter elements, in fact for no nuclide with  $A > 265$ . One of the reasons is, that  $\alpha$ -decays in the present region of deformed nuclides preferentially feed levels with the same Nilsson model assignments as the mother, which in the daughter are most often excited states, with unknown excitation energies  $E_1$ . Thus, in order to find the corresponding mass difference, we have to estimate these  $E_1$ 's. For somewhat lighter nuclides, one may estimate them, as said above, from known differences in excitation energies for levels with the same Nilsson assignments in other nuclides. But such information is lacking in the region under consideration. In its place, one might consider to use values obtained theoretically [49]. We have not done so, but used their values as a guide-line. Finally, we choose values in such a way that diagrams of  $\alpha$ -systematics and mass systematics looked acceptable. Important for this purpose were the experimental  $\alpha$ -decay energies for the heaviest isotopes for  $Z = 112, 114$  and  $116$ , especially for the even- $A$  isotopes among them. The errors we assigned to values thus obtained may be somewhat optimistic; but we expect them not to be ridiculous.

In addition to these uncertainties, it must be mentioned that Armbruster [50] gives reasons to doubt the validity of the Dubna results mentioned. We recognize the seriousness of his criticism, but nevertheless decided to accept the Dubna results for the time being. This has a consequence for our mass estimates from systematics for all nuclides with neutron numbers above the probably semi-magic  $N = 162$ : they depend strongly on the correctness of the Dubna results.

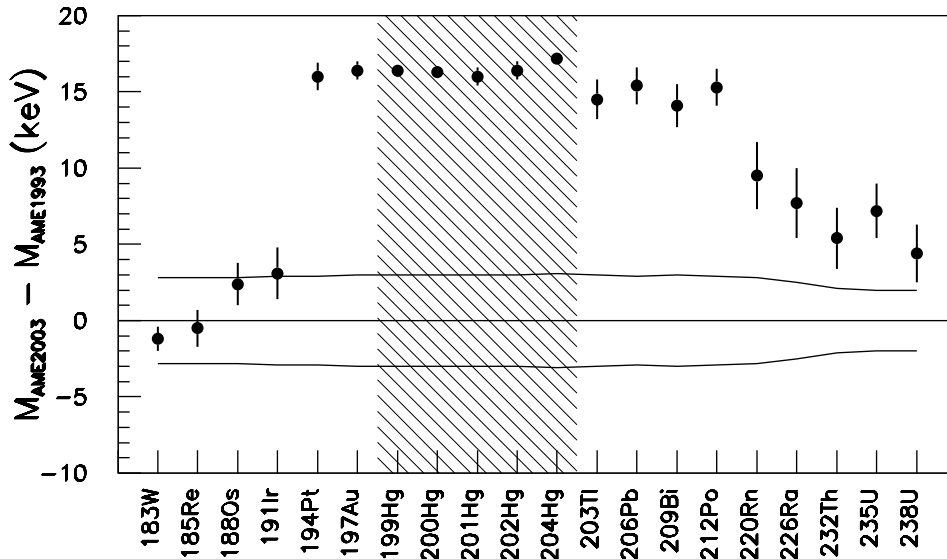


Figure 3: Difference between the mass values obtained in the AME2003 and the AME1993, for nuclides along the line of  $\beta$ -stability around stable Hg's. The errors found in the 1993 evaluation are given by the two lines symmetric around the zero line. Points and error bars refer to the present evaluation.

## 7. Special cases

### 7.1. The problem of the stable Hg isotopes

In our earlier evaluations we did not accept the 1980 Winnipeg measurements of the atomic masses of stable Hg isotopes, reported with errors of only about 1 keV. We reconsider the reasons.

In that work [1980Ko25], the mass differences were measured between those Hg isotopes and  $^{12}\text{C}_2\text{Cl}_5$  molecules (for  $A = 199$  and  $201$ ), or  $^{12}\text{C}^{13}\text{C}\text{Cl}_5$  ones (for  $A = 200, 202$  and  $204$ ). The resulting Hg masses values were  $22\ \mu\text{u}$  high (odd  $A$ ) and  $17\ \mu\text{u}$  high (even- $A$ ), compared with values derived from mass spectrometric results for both lighter and heavier nuclides combined with experimental reaction and decay energies, see Fig. 1 in [9]. The difference suggests an influence on the intensities of the ion beams, since  $^{13}\text{C}$  is much less abundant than  $^{12}\text{C}$ . Therefore, both sets of results were judged questionable.

Very recently, Winnipeg reported [2003Ba49] a new value for  $^{199}\text{Hg}$ ,  $7\ \mu\text{u}$  lower than their 1980 result. In addition, measurements with the Stockholm SMILETRAP Penning trap spectrometer gave results for  $^{198}\text{Hg}$  and  $^{204}\text{Hg}$ , essentially agreeing with the 1980 Winnipeg even-mass values. Thus, the latter appear to be reasonable.

We now calculated atomic masses accepting these data, in addition to old and new nuclear reaction and decay results. Fig. 3 shows differences between these results and the values adopted in our previous evaluation AME'95.

The relation with the higher- $A$  mass spectrometric results (Th and U isotopes) is acceptable at present: the new differences nearly equal the old ones but with changed sign. With lower- $A$ , Winnipeg provided further information by new measurements of the mass of  $^{183}\text{W}$  and its difference with  $^{199}\text{Hg}$ . These essentially confirm the mass values around  $^{183}\text{W}$  as given in our earlier evaluations [1, 5]. For completeness, we observe that the new  $^{183}\text{W}$  result is  $15\ \mu\text{u}$  higher than the 1977 Winnipeg result (error  $2.7\ \mu\text{u}$ ), which was one of the items that helped to suggest the lower Hg masses.

It is therefore significant that Fig. 3 shows a jump between  $^{191}\text{Ir}$  and  $^{194}\text{Pt}$ . Closer scrutiny, shows that nuclear reaction energies, in the region between these two nuclides, have discrepancies which, as yet, are not resolved. The upshot, though, is that the earlier difficulty in the connection of the Hg's with lower  $A$  data appears to be due to errors in the mass spectrometric data then used. We therefore think that the mass values for these Hg isotopes in the present work are definitely more dependable than our earlier ones.

### 7.2. The masses of $^{26}\text{Al}$ and $^{27}\text{Al}$

The earlier two results of the  $^{25}\text{Mg}(n,\gamma)$  reactions were not in a perfect agreement, neither with one another nor with the combinations of the average of the well agreeing values for  $^{25}\text{Mg}(p,\gamma)$  with the two values for  $^{26}\text{Mg}(p,n)^{26}\text{Al}$ , see Table D. The new Penning trap mass values for  $^{24}\text{Mg}$  and  $^{26}\text{Mg}$  [2003Be02], combined with the average of the very nicely agreeing values for the  $^{24}\text{Mg}(n,\gamma)$  reaction, give a value halfway between the ones just mentioned. This is pleasant but thus it must be concluded that there is an uncertainty in the mass of  $^{26}\text{Al}$ . This is unfortunate, especially because of the special interest of the  $^{26}\text{Mg}(p,n)^{26}\text{Al}$  reaction for problems connected with the intensity of allowed Fermi  $\beta$ -transitions.

A somewhat similar problem occurs in the connections of  $^{27}\text{Al}$  with the nuclides just mentioned and, through the  $(p,\gamma)$  reaction, with  $^{28}\text{Si}$ . We found no stringent reasons to trust some of them more than others. Thus the mass value presented here for  $^{27}\text{Al}$  is a compromise and its error somewhat optimistic.

### 7.3. The $^{35}\text{S}(\beta^-)^{35}\text{Cl}$ decay energy

This case has been investigated several times in connection with the report that a neutrino might exist with a mass of 17 keV.

Unfortunately, the reported decay energies are so much different (with a Birge ratio  $\chi_n = 3.07$ , see Table C, Section 5), that we decided to use all of the nine

Table D.  $^{26}\text{Mg}$  neutron binding energies derived in different ways .

Method	$S_n$	Reference
$^{25}\text{Mg}(n,\gamma)$	11093.10 (0.06)	1990Pr02 Z
$^{25}\text{Mg}(n,\gamma)$	11093.23 (0.05)	1992Wa06 Z
$^{25}\text{Mg}(p,\gamma) - ^{26}\text{Mg}(p,n)$	11092.63 (0.14)	
$^{25}\text{Mg}(p,\gamma) - ^{26}\text{Mg}(p,n)$	11092.36 (0.19)	
$^{24}\text{Mg} - ^{26}\text{Mg} + 2n - ^{24}\text{Mg}(n,\gamma)$	11092.94 (0.05)	2003Be02

available data, irrespective of their claimed precision. Moreover, the most recent, and probably most accurate among the nine  $^{35}\text{S}(\beta^-)$  decay-energy values, are all higher than their average. We therefore applied the procedure described in Section 5.4.1 to get an arithmetic average value and error (derived from the dispersion of the 9 data) of  $167.222 \pm 0.095$  keV. In AME'93 we had 7 data with  $\chi_n = 3.45$ ; the situation unfortunately did not improve significantly.

A value  $167.19(0.11)$  keV, in good agreement with the above adopted value, can also be derived from the reported reaction energies for the  $^{34}\text{S}(n,\gamma)^{35}\text{S}$  and  $^{34}\text{S}(p,\gamma)^{35}\text{Cl}$  reactions.

#### 7.4. The masses of $^{35,37}\text{Cl}$ and the new $^{36}\text{Ar}$ mass

The SMILETRAP  $^{36}\text{Ar}$  result [2003Fr08] is some 1.2 keV lower than the AME95 value, for which an error of 0.3 keV was claimed. The latter value is, essentially, due to mass spectrometric results for  $^{35}\text{Cl}$  and  $^{37}\text{Cl}$ , combined with reaction energies for five reactions. These data do agree quite well if combined in a least squares analysis:  $\chi_n = 1.13$ . Adding the new mass value for  $^{36}\text{Ar}$  increases  $\chi_n$  to 2.00. But this value is reduced to a reasonable 1.35 if, of the two available values for the  $^{36}\text{Ar}(n,\gamma)^{37}\text{Ar}$  reaction energy, the oldest not well documented one is no longer used. Also, this removes an earlier hardness in the connection with  $^{40}\text{Ar}$ , of which the mass was already known with high precision.

#### 7.5. Consequences of new $^{133}\text{Cs}$ mass

The  $^{133}\text{Cs}$  results are important for the determination of masses of many Cs and Ba isotopes: as discussed above. Two new  $^{133}\text{Cs}$  mass values have been reported, agreeing well. The resulting  $^{133}\text{Cs}$  mass is about 5 keV higher than the AME'95 one, to which an error of 3 keV had been assigned. It was mainly the result of a set of connections, through known Cs  $\beta^+$  decay energies to Xe nuclides, for which mass

spectrometric mass values were available (see the scheme Fig. 1 in [1]). The nearest ones are those at mass numbers 124, 128, 129, 130 and 132. Analyzing them, we find that the connection with  $^{132}\text{Xe}$  would make  $^{133}\text{Cs}$  15(7) keV higher, whereas that with  $^{124}\text{Xe}$ , 35(20) keV lower. The first one, thus, is improved by the SMILETRAP result. The other throws some doubt on the reported  $^{125}\text{Cs}$   $\beta^+$  decay energy. The other connections are not severely affected.

### 7.6. The $^{163}\text{Ta}(\alpha)^{159}\text{Lu}(\alpha)^{155}\text{Tm}$ decay chain

What follows is an analysis of  $\alpha$ -chains for which also mass-spectrometric mass values are available. It is given as an example; but also because it presents special difficulties.

For  $^{159}\text{Lu}$  and  $^{163}\text{Ta}$  [2003Li.A] gives mass values with precision 30 keV. The nuclide  $^{155}\text{Tm}$  is connected with precision data to nuclides with more accurately known masses. From these mass values one calculates for  $^{159}\text{Lu}$  an  $\alpha$ -decay energy of 4480(34) keV to the  $^{155}\text{Tm}$  ground-state, and 42(5) keV less to its isomer. The experimental value is 4533(7) keV, average of two agreeing measurements, see Table I. The difference suggests that the  $E_\alpha$  (two well agreeing measurements) originate in an upper isomer. Let us look critically to the known decay data.

For  $^{159}\text{Lu}$ , the half-lives reported for  $\alpha$ - and  $\beta$ -decays are not different, not suggesting isomerism.

In order to see a possible consequence of a less stable  $^{159}\text{Lu}$ , we examine its  $\alpha$ -decay feeding by  $^{163}\text{Ta}$ . The mass measurements yield  $Q_\alpha = 4652(42)$  keV, to be compared with a rather higher experimental value 4749(6) keV. The difference would even be larger if  $^{159}\text{Lu}$  would be less stable!

This quite strongly suggests that the observed  $^{163}\text{Ta}$   $\alpha$ 's may originate in a higher isomer. First question: could the half-lives for its  $\alpha$ - and  $\beta$ -decays be different? For gamma and X(K) the half-lives is found  $T_{1/2} = 11(1)$  s; for  $\alpha$  no value. Then, do other  $N = 90$  nuclides show isomerism? Yes, but the situations for them seem not comparable. Finally: can we get some information from  $\alpha$  ancestors? For  $^{179}\text{Tl}(\alpha)^{175}\text{Au}(\alpha)^{171}\text{Ir}(\alpha)^{167}\text{Re}$ , [2002Ro17] gives correlations between  $\alpha$  branches reported for their isomers. Their analysis suggests that the  $^{167}\text{Re}$  isomers must  $\alpha$ -decay to different isomers in  $^{163}\text{Ta}$ . This induces us to assign the discussed  $^{163}\text{Ta}$   $\alpha$  branch to the upper isomer.

This solves part of the problem. For the other part, we label the observed  $^{159}\text{Lu}$   $Q_\alpha$ 's with the flag for uncertain assignment (increasing error to 50 keV, see Section 6.3), already because it is unclear which of the two  $^{155}\text{Tm}$  isomers is fed. Thus, the main part of the trouble is removed.

### 7.7. The mass of $^{149}\text{Dy}$ and its $\alpha$ -ancestors

AME95 gives for  $^{149}\text{Dy}$  a mass excess of  $-67688(11)$  keV. This value was derived with help of [1991Ke11]’s value  $Q_{\beta^+} = 3812(10)$  keV for  $^{149}\text{Dy}(\beta^+)^{149}\text{Tb}$ . But ISOLTRAP finds a 45 keV more bound value,  $-67729(18)$  keV [2001Bo59]. And ESR-GSI [2003Fi.A] found mass values for the  $^{149}\text{Dy}$  and its  $\alpha$ -ancestors  $^{157}\text{Yb}$ ,  $^{161}\text{Hf}$  and  $^{165}\text{W}$  that all agreed with the values derived from combining  $Q_{\alpha}$ ’s with the ISOLTRAP  $^{149}\text{Dy}$  mass. It is not likely that the mentioned  $Q_{\beta^+}$  belongs to an upper  $^{149}\text{Dy}$  isomer. And repeated study of the [1991Ke11] paper did not suggest distrust. Therefore we decided just to accept all experimental data mentioned.

### 7.8. The masses of $^{100}\text{Sn}$ and $^{100}\text{In}$

The mass of  $^{100}\text{In}$  was derived in AME95 from a preliminary result of a GANIL measurement replaced since by a final report, the latter also giving a mass value for  $^{100}\text{Sn}$  for which AME95 gave only a value derived from systematics. These results are particularly interesting because of the double magic character of  $^{100}\text{Sn}$  which is, moreover, the heaviest known nuclide with  $N = Z$ . But for both the reported values indicated over 0.5 MeV more stability than in AME’95, and indeed there indicated by systematics. The difference is not really large compared with the claimed precision, yet unpleasant. Therefore it is satisfactory that new measurements of the positron decay energies of these two nuclides indicate indeed higher mass values. The final values are still somewhat low compared with systematics, but no longer seriously so.

## 8. General informations and acknowledgements

The full content of the present issue is accessible on-line at the web site [6] of the AMDC. In addition, on that site, several local analyses that we conducted but could not give in the printed version, are available. Also, several graphs for representation of the mass surface, beyond the main ones in Part II, can be obtained there.

As before, the table of masses (Part II, Table I) and the table of nuclear reaction and separation energies (Part II, Table III) are made available in plain ASCII format to allow calculations with computer programs using standard languages. The headers of these files give information on the used formats. The first file with name **mass\_rmd.mas03** contains the table of masses. The next two files correspond to the table of reaction and separation energies in two parts of 6 entries each, as in Part II, Table III: **rct1\_rmd.mas03** for  $S_{2n}$ ,  $S_{2p}$ ,  $Q_{\alpha}$ ,  $Q_{2\beta}$ ,  $Q_{\epsilon p}$  and  $Q_{\beta n}$  (odd pages in this issue); and **rct2\_rmd.mas03** for  $S_n$ ,  $S_p$ ,  $Q_{4\beta}$ ,  $Q_{d,\alpha}$ ,  $Q_{p,\alpha}$  and  $Q_{n,\alpha}$  (facing even pages).

As explained in Section 4.2, we do no more produce special tables in which are included experimental data that we do not recommend to use.

We wish to thank our many colleagues who answered our questions about their experiments and those who sent us preprints of their papers. Special thanks to C. Schwarz and P. Pearson at Elsevier for a particularly good cooperation and reliance in preparing the present publication, resulting in a very short delay between our final calculation and printing. We appreciate the help of C. Gaulard in the preparation of some of the figures of this publication, and of C. Gaulard and D. Lunney for careful reading of the manuscript. One of us (AHW) expresses his gratitude to the NIKHEF-K laboratory for the permission to use their facilities, and especially thanks Mr. K. Huyser for all help with computers.

### Appendix A. The meaning of decay energies

Conventionally, the decay energy in an  $\alpha$ -decay is defined as the difference in the atomic masses of mother and daughter nuclides:

$$Q_\alpha = M_{\text{mother}} - M_{\text{daughter}} - M_{\text{He}} \quad (8)$$

This value equals the sum of the observed energy of the  $\alpha$  particle and the easily calculated energy of the recoiling nuclide (with only a minor correction for the fact that the cortege of atomic electrons in the latter may be in an excited state). Very unfortunately, some authors quote as resulting  $Q_\alpha$  a value ‘corrected for screening’, which essentially means that they take for the values  $M$  in the above equation the masses of the bare nuclei (the difference is essentially that between the total binding energies of all electrons in the corresponding neutral atoms).

This bad custom is a cause of confusion; even so much that in a certain paper this “correction” was made for some nuclides but not for others.

A similar bad habit has been observed for some proton decay energies (in a special NDS issue). We very strongly object to this custom; at the very least, the symbol  $Q$  should not be used for the difference in nuclear masses!

### Appendix B. Mixtures of isomers or of isobars in mass spectrometry

In cases where two or more unresolved lines may combine into a single one in an observed spectrum, while one cannot decide which ones are present and in which proportion, a special procedure has to be used.

The first goal is to determine what is the most probable value  $M_{exp}$  that will be observed in the measurement, and what is the uncertainty  $\sigma$  of this prediction. We assume that all the lines may contribute and that all contributions have equal

probabilities. The measured mass reflects the mixing. We call  $M_0$  the mass of the lowest line, and  $M_1, M_2, M_3, \dots$  the masses of the other lines. For a given composition of the mixture, the resulting mass  $m$  is given by

$$m = \left(1 - \sum_{i=1}^n x_i\right)M_0 + \sum_{i=1}^n x_i M_i \quad \text{with} \quad \begin{cases} 0 \leq x_i \leq 1 \\ \sum_{i=1}^n x_i \leq 1 \end{cases} \quad (9)$$

in which the relative unknown contributions  $x_1, x_2, x_3, \dots$  have each a uniform distribution of probability within the allowed range.

If  $P(m)$  is the normalized probability of measuring the value  $m$ , then :

$$\bar{M} = \int P(m) m dm \quad (10)$$

$$\text{and } \sigma^2 = \int P(m) (m - \bar{M})^2 dm \quad (11)$$

It is thus assumed that the experimentally measured mass will be  $M_{exp} = \bar{M}$ , and that  $\sigma$ , which reflects the uncertainty on the composition of the mixture, will have to be quadratically added to the experimental uncertainties.

The difficult point is to derive the function  $P(m)$ .

### B.1. Case of 2 spectral lines

In the case of two lines, one simply gets

$$m = (1 - x_1)M_0 + x_1 M_1 \quad \text{with} \quad 0 \leq x_1 \leq 1 \quad (12)$$

The relation between  $m$  and  $x_1$  is biunivocal so that

$$P(m) = \begin{cases} 1/(M_1 - M_0) & \text{if } M_0 \leq m \leq M_1, \\ 0 & \text{elsewhere} \end{cases} \quad (13)$$

*i.e.* a rectangular distribution (see Fig. 4a), and one obtains :

$$\begin{aligned} M_{exp} &= \frac{1}{2}(M_0 + M_1) \\ \sigma &= \frac{\sqrt{3}}{6}(M_1 - M_0) = 0.290 (M_1 - M_0) \end{aligned} \quad (14)$$



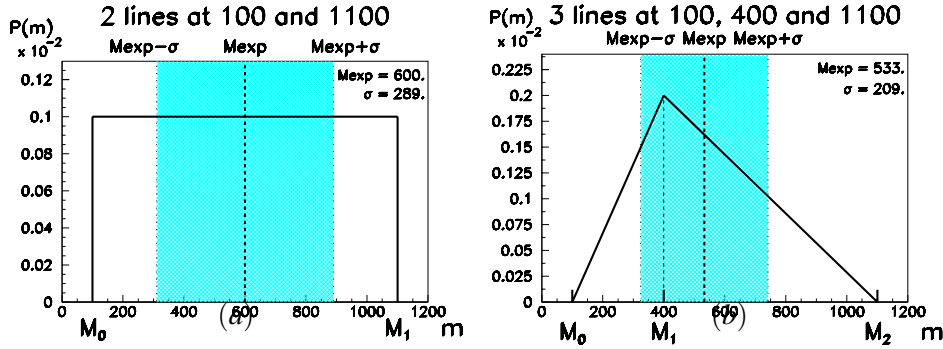


Figure 4: Examples of probabilities to measure  $m$  according to an exact calculation in cases of the mixture of two (a) and three (b) spectral lines.

## B.2. Case of 3 spectral lines

In the case of three spectral lines, we derive from Eq. 9:

$$m = (1 - x_1 - x_2)M_0 + x_1M_1 + x_2M_2 \quad (15)$$

$$\text{with } \begin{cases} 0 \leq x_1 \leq 1 \\ 0 \leq x_2 \leq 1 \\ 0 \leq x_1 + x_2 \leq 1 \end{cases} \quad (16)$$

The relations (15) and (16) may be represented on a  $x_2$  vs  $x_1$  plot (Fig. 5). The conditions (16) define a triangular authorized domain in which the density of probability is uniform. The equation (15) is represented by a straight line. The part of this line contained inside the triangle defines a segment which represents the values of  $x_1$  and  $x_2$  satisfying all relations (16). Since the density of probability is constant along this segment, the probability  $P(m)$  is proportional to its length. After normalization, one gets (Fig. 4b):

$$P(m) = \frac{2k}{M_2 - M_0} \quad \text{with } \begin{cases} k = (m - M_0)/(M_1 - M_0) & \text{if } M_0 \leq m \leq M_1 \\ k = (M_2 - m)/(M_2 - M_1) & \text{if } M_1 \leq m \leq M_2 \end{cases} \quad (17)$$

and finally:

$$\begin{aligned} M_{exp} &= \frac{1}{3}(M_0 + M_1 + M_2) \\ \sigma &= \frac{\sqrt{2}}{6} \sqrt{M_0^2 + M_1^2 + M_2^2 - M_0M_1 - M_1M_2 - M_2M_0} \end{aligned} \quad (18)$$

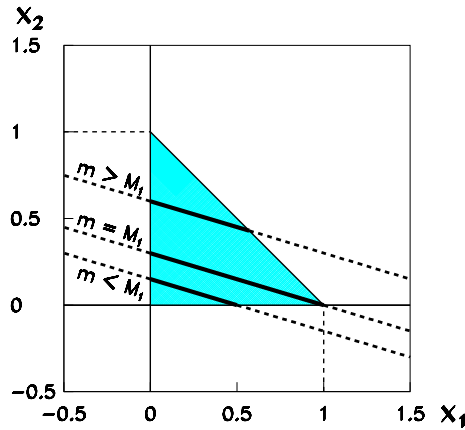


Figure 5: Graphic representation of relations 15 and 16. The length of the segments (full thick lines) inside the triangle are proportional to the probability  $P(m)$ . Three cases are shown corresponding respectively to  $m < M_1$ ,  $m = M_1$ , and to  $m > M_1$ . The maximum of probability is obtained when  $m = M_1$ .

### B.3. Case of more than 3 spectral lines

For more than 3 lines, one may easily infer  $M_{exp} = \sum_{i=0}^n M_i / (n + 1)$ , but the determination of  $\sigma$  requires the knowledge of  $P(m)$ . As the exact calculation of  $P(m)$  becomes rather difficult, it is more simple to do simulations. However, care must be taken that the values of the  $x_i$ 's are explored with an exact equality of chance to occur. For each set of  $x_i$ 's,  $m$  is calculated, and the histogram  $N_j(m_j)$  of its distribution is built (Fig. 6). Calling  $nbin$  the number of bins of the histogram, one gets :

$$P(m_j) = \frac{N_j}{\sum_{j=1}^{nbin} N_j} \quad (19)$$

$$M_{exp} = \sum_{j=1}^{nbin} P(m_j) m_j$$

$$\sigma^2 = \sum_{j=1}^{nbin} P(m_j) (m_j - M_{exp})^2$$

A first possibility is to explore the  $x_i$ 's step-by-step:  $x_1$  varies from 0 to 1, and for each  $x_1$  value,  $x_2$  varies from 0 to  $(1 - x_1)$ , and for each  $x_2$  value,  $x_3$  varies from 0 to  $(1 - x_1 - x_2)$ , ... using the same step value for all.

A second possibility is to choose  $x_1, x_2, x_3, \dots$  randomly in the range  $[0,1]$  in an independent way, and to keep only the sets of values which satisfy the relation  $\sum_{i=1}^n x_i \leq 1$ . An example of a Fortran program based on the CERN library is given

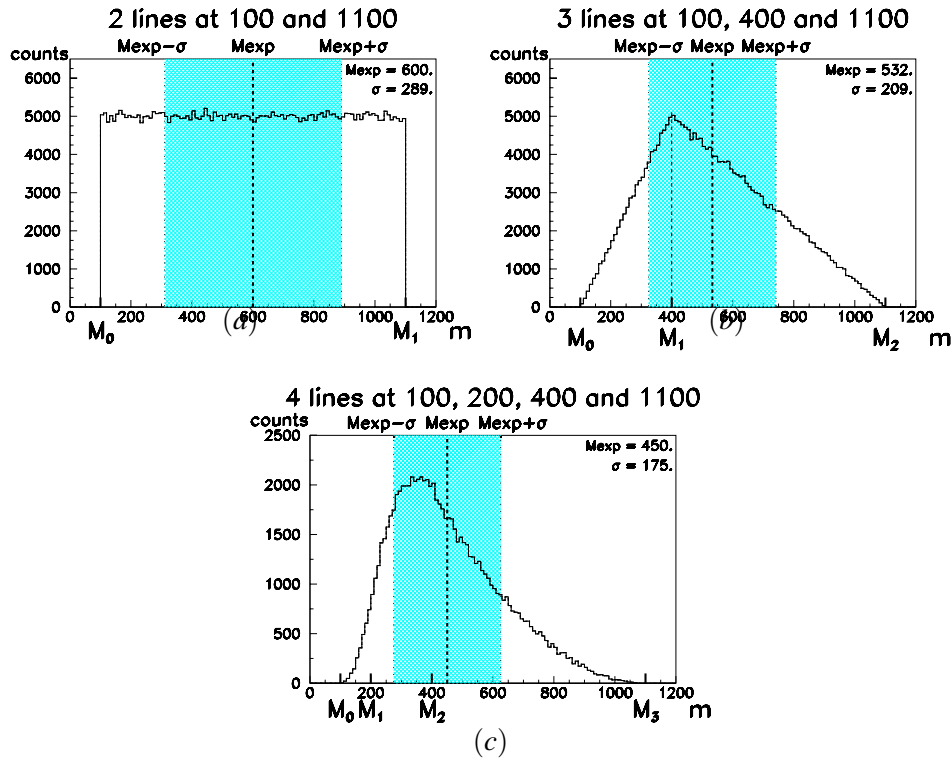


Figure 6: Examples of Monte-Carlo simulations of the probabilities to measure  $m$  in cases of two (a), three (b) and four (c) spectral lines.

in Figure 7 for the cases of two, three and four lines. The results are presented in Figure 6.

Both methods give results in excellent agreement with each other, and as well with the exact calculation in the cases of two lines (see Fig. 4a and 6a) and three lines (see Fig. 4b and 6b).

#### B.4. Example of application for one, two or three excited isomers

We consider the case of a mixture implying isomeric states. We want to determine the ground state mass  $M_0 \pm \sigma_0$  from the measured mass  $M_{exp} \pm \sigma_{exp}$  and the knowledge of the excitation energies  $E_1 \pm \sigma_1, E_2 \pm \sigma_2, \dots$

With the above notation, we have  $M_1 = M_0 + E_1, M_2 = M_0 + E_2, \dots$

```

program isomers
-----
c-   October 15, 2003                C.Thibault
c-   Purpose and Methods : MC simulation for isomers (2-4 levels)
c-   Returned value      : mass distribution histograms
-----
      parameter (nwpawc=10000)
      common/pawc/hmemor(nwpawc)
      parameter (ndim=500000)
      dimension xm(3,ndim)
      data e0,e1,e31,e41,e42/100.,1100.,400.,200.,400./
      call hlimit(nwpawc)
c histograms 2, 3, 4 levels
      call hbook1(200,'',120,0.,1200.,0.)
      call hbook1(300,'',120,0.,1200.,0.)
      call hbook1(400,'',120,0.,1200.,0.)
      call hmaxim(200,6500.)
      call hmaxim(300,6500.)
      call hmaxim(400,2500.)
      w=1.
c random numbers [0,1]
      ntot=3*ndim
      iseq=1
      call ranecq(iseed1,iseed2,iseq,' ')
      call ranecu(xm,ntot,iseq)
      do i=1,ndim
c 2 levels :
          t=1-xm(1,i)
          e = t*e0 + xm(1,i)*e1
          call hfill(200,e,0.,w)
c 3 levels :
          if ((xm(1,i)+xm(2,i)).le.1.) then
              t=1.-xm(1,i)-xm(2,i)
              e= t*e0 + xm(1,i)*e31 + xm(2,i)*e1
              call hfill(300,e,0.,w)
          end if
c 4 levels
          if ((xm(1,i)+xm(2,i)+xm(3,i)).le.1.) then
              t=1.-xm(1,i)-xm(2,i)-xm(3,i)
              e = t*e0 + xm(1,i)*e41 + xm(2,i)*e42 + xm(3,i)*e1
              call hfill(400,e,0.,w)
          end if
      end do
      call hrput(0,'isomers.histo','N')
end

```

Figure 7: Fortran program used to produce the histograms of Figure 6.

For a single excited isomer, equations (14) lead to :

$$\begin{aligned} M_0 &= M_{exp} - \frac{1}{2}E_1 \\ \sigma^2 &= \frac{1}{12}E_1^2 \quad \text{or} \quad \sigma = 0.29E_1 \\ \sigma_0^2 &= \sigma_{exp}^2 + \left(\frac{1}{2}\sigma_1\right)^2 + \sigma^2 \end{aligned}$$

For two excited isomers, equations (18) lead to :

$$\begin{aligned} M_0 &= M_{exp} - \frac{1}{3}(E_1 + E_2) \\ \sigma^2 &= \frac{1}{18}(E_1^2 + E_2^2 - E_1E_2) \quad \text{or} \quad \sigma = 0.236\sqrt{E_1^2 + E_2^2 - E_1E_2} \\ \sigma_0^2 &= \sigma_{exp}^2 + \left(\frac{1}{3}\sigma_1\right)^2 + \left(\frac{1}{3}\sigma_2\right)^2 + \sigma^2 \end{aligned}$$

If the levels are regularly spaced, *i.e.*  $E_2 = 2E_1$ ,

$$\sigma = \frac{\sqrt{6}}{12}E_2 = 0.204E_2$$

while for a value of  $E_1$  very near 0 or  $E_2$ ,

$$\sigma = \frac{\sqrt{2}}{6}E_2 = 0.236E_2$$

For three excited isomers , the example shown in Figure 6c leads to:

$$\begin{aligned} M_0 &= M_{exp} - \frac{1}{4}(E_1 + E_2 + E_3) = 450. \\ \sigma &= 175. \\ \sigma_0^2 &= \sigma_{exp}^2 + \left(\frac{1}{4}\sigma_1\right)^2 + \left(\frac{1}{4}\sigma_2\right)^2 + \left(\frac{1}{4}\sigma_3\right)^2 + \sigma^2 \end{aligned}$$

## References

*References such as 1984Sc.A, 1989Sh10 or 2003Ot.1 are listed under “References used in the AME2003 and the NUBASE2003 evaluations”, p. 579.*

- [1] G. Audi and A.H. Wapstra, Nucl. Phys. A 565 (1993) 1.

- [2] G. Audi and A.H. Wapstra, Nucl. Phys. A 565 (1993) 66.
- [3] C. Borcea, G. Audi, A.H. Wapstra and P. Favaron, Nucl. Phys. A 565 (1993) 158.
- [4] G. Audi, A.H. Wapstra and M. Dedieu, Nucl. Phys. A 565 (1993) 193.
- [5] G. Audi and A.H. Wapstra, Nucl. Phys. A 595 (1995) 409.
- [6] The AME2003 files in the electronic distribution and complementary documents can be retrieved from the Atomic Mass Data Center (AMDC) through the *Web*: <http://csnwww.in2p3.fr/amdc/>
- [7] G. Audi, O. Bersillon, J. Blachot and A.H. Wapstra, Nucl. Phys. A 624 (1997) 1; <http://csnwww.in2p3.fr/AMDC/nubase/nubase97.ps.gz>
- [8] A.H. Wapstra and K. Bos, At. Nucl. Data Tables 20 (1977) 1.
- [9] A.H. Wapstra, G. Audi and R. Hoekstra, Nucl. Phys. A432 (1985) 185.
- [10] K.-N. Huang, M. Aoyagi, M.H. Chen, B. Crasemann and H. Mark, At. Nucl. Data Tables 18 (1976) 243.
- [11] P.J. Mohr and B.N. Taylor, J. Phys. Chem. Ref. Data 28 (1999) 1713.
- [12] T.P. Kohman, J.H.E. Mattauch and A.H. Wapstra, J. de Chimie Physique 55 (1958) 393.
- [13] G. Audi, Hyperfine Interactions 132 (2001) 7; École Internationale Joliot-Curie 2000, Spa, p.103; <http://csnwww.in2p3.fr/AMDC/masstables/hal.pdf>
- [14] John Dalton, 1766-1844, who first speculated that elements combine in proportions following simple laws, and was the first to create a table of (very approximate) atomic weights.
- [15] E.R. Cohen and A.H. Wapstra, Nucl. Instrum. Methods 211 (1983) 153.
- [16] E.R. Cohen and B.N. Taylor, CODATA Bull. 63 (1986), Rev. Mod. Phys. 59 (1987) 1121.
- [17] T.J. Quin, Metrologia 26 (1989) 69;  
B.N. Taylor and T.J. Witt, Metrologia 26 (1989) 47.
- [18] A. Rytz, At. Nucl. Data Tables 47 (1991) 205.
- [19] A.H. Wapstra, Nucl. Instrum. Methods A292 (1990) 671.
- [20] R.G. Helmer and C. van der Leun, Nucl. Instrum. Methods 422 (1999) 525.
- [21] Nuclear Data Sheets.
- [22] M.L. Roush, L.A. West and J.B. Marion, Nucl. Phys. A147 (1970) 235.

- [23] P.M. Endt, C.A. Alderliesten, F. Zijderhand, A.A. Wolters and A.G.M. van Hees, Nucl. Phys. A510 (1990) 209.
- [24] D.P. Stoker, P.H. Barker, H. Naylor, R.E. White and W.B. Wood, Nucl. Instrum. Methods 180 (1981) 515.
- [25] A.H. Wapstra, unpublished.
- [26] G. Audi, M. Epherre, C. Thibault, A.H. Wapstra and K. Bos, Nucl. Phys. A378 (1982) 443.
- [27] Systematic errors are those due to instrumental drifts or instrumental fluctuations, that are beyond control and are not accounted for in the error budget. They might show up in the calibration process, or when the measurement is repeated under different experimental conditions. The experimentalist adds then quadratically a systematic error to the statistical and the calibration ones, in such a way as to have consistency of his data. If not completely accounted for or not seen in that experiment, they can still be observed by the mass evaluators when considering the mass adjustment as a whole.
- [28] C.F. von Weizsäcker, Z. Phys. 96 (1935) 431;  
H.A. Bethe and R.F. Bacher, Rev. Mod. Phys. 8 (1936) 82.
- [29] C. Borcea and G. Audi, Rev. Roum. Phys. 38 (1993) 455;  
*CSNSM Report 92-38*, Orsay 1992:  
<http://csnwww.in2p3.fr/AMDC/extrapolations/bernex.pdf>
- [30] D. Lunney, J.M. Pearson and C. Thibault, Rev. Mod. Phys. 75 (2003) 1021.
- [31] R.G. Thomas, Phys. Rev. 80 (1950) 136, 88 (1952) 1109;  
J.B. Ehrman, Phys. Rev. 81 (1951) 412.
- [32] E. Comay, I. Kelson and A. Zidon, Phys. Lett. B210 (1988) 31.
- [33] M.C. Pyle, A. García, E. Tatar, J. Cox, B.K. Nayak, S. Triambak, B. Laughman, A. Komives, L.O. Lamm, J.E. Rolon, T. Finnessy, L.D. Knutson and P.A. Voytas, Phys. Rev. Lett. B88 (2002) 122501.
- [34] A.H. Wapstra, Proc. Conf. Nucl. Far From Stability/AMCO9, Bernkastel-Kues 1992, Inst. Phys. Conf. Series 132 (1993) 125.
- [35] M.S. Antony, J. Britz, J.B. Bueb and A. Pape, At. Nucl. Data Tables 33 (1985) 447;  
M.S. Antony, J. Britz and A. Pape, At. Nucl. Data Tables 34 (1985) 279;  
A. Pape and M.S. Antony, At. Nucl. Data Tables 39 (1988) 201;  
M.S. Antony, J. Britz and A. Pape, At. Nucl. Data Tables 40 (1988) 9.
- [36] L. Axelsson, J. Äystö, U.C. Bergmann, M.J.G. Borge, L.M. Fraile, H.O.U. Fynbo, A. Honkanen, P. Hornshøj, A. Jonkinen, B. Jonson, I. Martel, I. Mukha, T. Nilsson, G. Nyman, B. Petersen, K. Riisager, M.H. Smedberg, O. Tengblad and ISOLDE, Nucl. Phys. A628 (1998) 345.

- [37] J. Jänecke, in D.H. Wilkinson, *Isospin in Nuclear Physics*, North Holland Publ. Cy. (1969) eq. 8.97; J. Jänecke, Nucl. Phys. 61 (1965) 326.
- [38] Y.V. Linnik, *Method of Least Squares* (Pergamon, New York, 1961); *Méthode des Moindres Carrés* (Dunod, Paris, 1963).
- [39] G. Audi, W.G. Davies and G.E. Lee-Whiting, Nucl. Instrum. Methods A249 (1986) 443.
- [40] Particle Data Group, ‘Review of Particle Properties’, Phys. Rev. D66 (2002) 10001.
- [41] M.U. Rajput and T.D. Mac Mahon, Nucl. Instrum. Methods A312 (1992) 289.
- [42] M.J. Woods and A.S. Munster, NPL Report RS(EXT)95 (1988).
- [43] A. Gillibert, L. Bianchi, A. Cunsolo, A. Foti, J. Gastebois, Ch. Grégoire, W. Mittig, A. Peghaire, Y. Schutz and C. Stéphan, Phys. Lett. B176 (1986) 317.
- [44] D.J. Vieira, J.M. Wouters, K. Vaziri, R.H. Krauss, Jr., H. Wollnik, G.W. Butler, F.K. Wohn and A.H. Wapstra, Phys. Rev. Lett. 57 (1986) 3253.
- [45] A.S. Jensen, P.G. Hansen and B. Jonson, Nucl. Phys. A431 (1984) 393.
- [46] W. Bambynek, H. Behrens, M.H. Chen, B. Crasemann, M.L. Fitzpatrick, K.W.D. Ledingham, H. Genz, M. Mutterer and R.L. Intemann, Rev. Mod. Phys. 49 (1977) 77.
- [47] J.C. Hardy, L.C. Carraz, B. Jonson and P.G. Hansen, Phys. Lett. B71 (1977) 307.
- [48] Commission on Nomenclature of Inorganic Chemistry, Pure and Applied Chemistry 69 (1997) 2471.
- [49] S. Cwiok, S. Hofmann and W. Nazarewicz, Nucl. Phys. A573 (1994) 356; S. Cwiok, W. Nazarewicz and P.H. Heenen, Phys. Rev. Lett. 63 (1999) 1108.
- [50] P. Armbruster, Eur. Phys. J. A7 (2000) 23.



**Table I. Input data compared with adjusted values**

## EXPLANATION OF TABLE

The ordering is in groups according to highest occurring relevant mass number.

Item	In mass-doublet equation: H = $^1\text{H}$ , N = $^{14}\text{N}$ , D = $^2\text{H}$ , O = $^{16}\text{O}$ , C = $^{12}\text{C}$ .	In mass-triplet equation: Rb <sup>x</sup> , Rb <sup>y</sup> : different mixtures of isomers or contaminants.	In nuclear reaction: K <sup>m</sup> , Cs <sup>m</sup> , Cs <sup>n</sup> : upper isomers, see NUBASE.
Input value	Mass doublet: value and its standard error in $\mu\text{u}$ . Triplet: value and its standard error in keV. Reaction: value and its standard error in keV. The value is the combination of mass excesses $\Delta(M - A)$ given under ‘item’. It is the author’s experimental result and the author’s stated uncertainty, except in a few cases for which comments are given and for some $\alpha$ -reactions: if the $\alpha$ -decay is not known to feed the ground-state, then the error is increased to 50 keV. If more than one group report such energies, an average is calculated first (mentioned in the Table) and the 50 keV is added to the averaged error in the adjustment (see Section 6.3).		
Adjusted value	Output of calculation. For secondary data ( $Dg = 2\text{--}20$ ) the adjusted value is the same as the input value and not given; also, the adjusted value is only given once for a group of results for the same reaction or doublet. Values and errors were rounded off, but not to more than tens of keV.  # Value and error derived not from purely experimental data, but at least partly from systematic trends. * No mass value has been calculated for one of the masses involved.		
$v_i$	Normalized deviation between input and adjusted value, given as their difference divided by the input error (see Section 5.2).		
Dg	1 Primary data (see Section 3). 2–13 Secondary data of different degrees. B Well-documented data, or data from regular reviewed journals, which disagree with other well-documented values. C Data from incomplete reports, at variance with other data. o Data included in or superseded by later work of same group. D Data not checked by other ones and at variance with systematics, replaced by an estimated value (see Section 4.2). F Study of paper raises doubts about validity of data within the reported error. R Item replaced for computational reasons by an equivalent one giving same result. U Data with much less weight than that of a combination of other data.		
Sig	<i>Significance</i> ( $\times 100$ ) of primary data only (see Section 5.1); the significance of secondary data is always 100%.		
Main flux	Largest <i>influence</i> ( $\times 100$ ) and nucleus to which the data contributes the most (see Section 5.1).		

Lab	Identifies the group which measured the corresponding item. Example of Lab key: MA8 Penning Trap data of Mainz-Isolde group. The numbers refer to different experimental conditions.
<i>F</i>	Multiplying factor for mass spectrometric data (see Section 6.1). The standard error given in the ‘Input value’ column has been multiplied by this factor before being used in the least-squares adjustment.
Reference	<p>Reference keys: (in order to reduce the width of the Table, the two digits for the centuries are omitted; at the end of this volume however, the full reference key-number is given: 2003Ba49 and not 03Ba49)</p> <p>03Ba49 Results derived from regular journal. These keys are copied from Nuclear Data Sheets. Where not yet available, the style 03Kr.1 has been used.</p> <p>94Jo.A Result from abstract, preprint, private communication, conference, thesis or annual report.</p> <p>NDS03a References to energies of excited states, where of some interest, are mentioned in remarks in the Qfile. Their reference-keys refer to Nuclear Data Sheets and are indicated NDS036 in which ‘03’ indicates the year (here 2003) and ‘6’ the month (Oct, Nov, Dec indicated a b c) of the NDS issue taken from.</p> <p>When the information has been obtained from the electronic version of NDS, the “Evaluated Nuclear Structure Data Files” (ENSDF), the reference-keys are indicated ‘Ens03’ for e.g. year 2003.</p> <p>When the excited energy is derived or estimated in NUBASE2003, it is indicated with ‘Nubase’.</p> <p>AHW or GAu or CTh : comment written by one of the present authors.</p> <p>* A remark on the corresponding item is given below the block of data corresponding to the same (highest) <i>A</i>.</p> <p>Y recalibrations of 65Ry01 for charged particle recalibrations, and recalculated triplets for isomeric mixtures.</p> <p>Z recalibrations of 91Ry01 for <math>\alpha</math> particles, 90Wa22 for <math>\gamma</math> in (n,<math>\gamma</math>) and (p,<math>\gamma</math>) reactions and 91Wa.A for protons and <math>\gamma</math> in (p,<math>\gamma</math>) reactions (see Section 2).</p>

*Remarks.* For data indicated with a star in the reference column, remarks have been added. They are collected in groups at the end of each block of data in which the highest occurring relevant mass number is the same. They give:

- i) Information explaining how the values in column ‘Input value’ have been derived for papers not mentioning e.g. the mass differences as derived from measured ratios of voltages or frequencies - a bad practice - or the reaction energies or values for transitions to excited states in the final nuclei (for which better values of the excitation energies are now known).
- ii) Reasons for changing values (e.g. recalibrations) or errors as given by the authors or for rejecting them (i.e. for labelling them B, C or F).
- iii) Value suggested by systematical trends and recommended in this evaluation as best estimate (see Section 4.2).
- iv) Separate values for capture ratios (see Section 6.4).

Item	Input value		Adjusted value		$v_i$	Dg	Sig	Main flux	Lab	$F$	Reference
$\pi^+$	140081.18	0.35	140081.2	0.4	0.0	1	100	100	$\pi^+$		02PaDG *
$\pi^+(2\beta^+)\pi^-$	1021.998	0.001	1021.9980	0.0010	0.0	1	100	100	$\pi^-$		88CoTa *
* $\pi^+$	Conventionally! This is $M=139570.18(0.35) + m(e^-)$										G Au **
$H_{12}-C$	93900.391	0.012	93900.3849	0.0012	-0.5	U			WA1	1.0	95Va38
	93900.3804	0.0084			0.5	U			MI1	1.0	95Di08
	93900.3865	0.0017			-1.0	-			WA1	1.0	01Va33
	93900.3860	0.0025			-0.4	-			ST2	1.0	02Be64
ave.	93900.386	0.001			-1.0	1	78	78	$^1H$		average
$D_0-C$	84610.6616	0.0067	84610.6671	0.0021	0.8	-			WA1	1.0	95Va38
	84610.6710	0.0054			-0.7	-			MI1	1.0	95Di08
	84610.6656	0.0036			0.4	-			MI1	1.0	95Di08
ave.	84610.666	0.003			0.3	1	61	61	$^2H$		average
$H_2-D$	1548.302	0.012	1548.2863	0.0004	-0.5	U			OH1	2.5	93Go37
	1548.2836	0.0018			1.5	U			MI1	1.0	95Di08
$^1H(n,\gamma)^2H$	2224.561	0.009	2224.5660	0.0004	0.6	U			Utr		82Va13 Z
	2224.549	0.009			1.9	U					82Vy10 Z
	2224.560	0.009			0.7	U					83Ad05 Z
	2224.5756	0.0022			-4.4	F			NBS		86Gr01 *
	2224.5727	0.0300			-0.2	U			PTB		97Ro26 *
	2224.5660	0.0004			0.0	1	100	100	$^1n$		99Ke05 *
	2224.58	0.05			-0.3	U			Bdn		03Fi.A *
* $^1H(n,\gamma)^2H$	Original 2224.5890(0.0022) revised by ref.										90Wa22 **
* $^1H(n,\gamma)^2H$	Original error 0.0005 increased for calibration										G Au **
* $^1H(n,\gamma)^2H$	More precisely, $H+n-D=2388170.07(0.42)$ nu										99Ke05 **
*	corrected to 2388169.95(0.42) nu										99Mo39 **
* $^1H(n,\gamma)^2H$	All errors in 2003Fi.A increased 20 ppm for calibration										G Au **
$^3H_4-C$	64197.0690	0.0062	64197.111	0.010	6.7	B			WA1	1.0	93Va04 *
	64197.1136	0.0116			-0.3	1	73	73	$^3H$		02Be64
$^3He_4-C$	64117.2399	0.0039	64117.277	0.010	9.4	B			WA1	1.0	93Va04 *
	64117.252	0.030			0.8	-			WA1	1.0	93Va04 *
	64117.294	0.030			-0.6	-			ST2	1.0	01Fr18
ave.	64117.273	0.021			0.2	1	24	24	$^3He$		average
$D_2-H^3H$	4329.257	0.003	4329.2460	0.0026	-2.5	U			B08	1.5	75Sm02
$HD-^3He$	5897.512	0.005	5897.4908	0.0026	-2.8	o			B08	1.5	75Sm02
	5897.495	0.006			-0.5	1	8	8	$^3He$		81Sm02
$^3H-^3He$	19.951	0.004	19.9585	0.0012	0.8	U				2.5	84Ni16 *
	19.967	0.002			-1.7	B				2.5	85Li02
	19.948	0.003			1.4	U				2.5	85Ta.A *
$^3H(\beta^-)^3He$	18.600	0.004	18.5912	0.0011	-2.2	U					87Bo07 *
	18.592	0.003			-0.3	-					91Ka41 *
	18.591	0.002			0.1	-					91Ro07 *
	18.593	0.003			-0.6	-					92Ho09 *
	18.591	0.003			0.1	-					93We03 *
	18.597	0.014			-0.4	U					95Hi14
	18.5895	0.0025			0.7	-					95St26
ave.	18.591	0.001			0.1	1	95	68	$^3He$		average
* $^3H_4-C$	Item preliminarily disregarded										AHW **
* $^3He_4-C$	Original changed after discussion with authors										AHW **
* $^3He_4-C$	Original error 0.011 replaced										AHW **
* $^3H-^3He$	Atom mass difference=ion mass difference 18.573 + 0.011										AHW **
*	required correction cannot be estimated										85Au07 **
* $^3H-^3He$	Same authors as ref.										84Ni16 **
* $^3H(\beta^-)^3He$	Result 18604(6) is included in 1987Bo07										85Bo34 **
* $^3H(\beta^-)^3He$	$E^- = 18.5721(0.0030)$ , SFS and recoil as in ref.										88Ka32 **
* $^3H(\beta^-)^3He$	$E^- = 18.5705(0.0020)$ , SFS and recoil as in ref.										89St05 **
* $^3H(\beta^-)^3He$	$E^- = 18.5733(0.0002+syst)$ , SFS and recoil as in ref.										88Ka32 **

Item	Input value		Adjusted value		$v_i$	Dg	Sig	Main flux	Lab	$F$	Reference	
${}^4\text{He}_3\text{-C}$	7809.7493	0.0030	7809.76246	0.00019	4.4	o			WA1	1.0	95Va38	
	7809.7704	0.0039			-2.0	U			ST2	1.0	01Fr18	
	7809.7620	0.0003			1.5	o			WA1	1.0	01Va.A	
	7809.7467	0.0066			1.0	U			MZ2	2.5	01Br27	
	7809.76246	0.00019			0.0	1	100	100	${}^4\text{He}$	1.0	03Va.1	
$\text{D}_2\text{-}{}^4\text{He}$	25600.331	0.005	25600.3015	0.0007	-2.4	o			MZ1	2.5	90Ge12 *	
	25600.328	0.005			-2.1	B			MZ1	2.5	92Ke06 *	
${}^4\text{H}(\gamma, n){}^3\text{H}$	2900	500	2880	100	0.0	U					69Mi10 *	
	2700	600			0.3	U					81Se11	
	2600	200			1.4	2					85Fr01 *	
	3500	500			-1.2	U					86Be35 *	
	2600	400			0.7	U					86Mi14 *	
	3000	200			-0.6	2					87Go25 *	
	3800	300			-3.1	2					90Am04 *	
	3100	300			-0.7	2					91Bl05 *	
	2300	300			1.9	2					95Al31	
	2670	310			0.7	2					03Me11	
${}^4\text{Li}(p){}^3\text{He}$	3300	300	3100	210	-0.7	2					87Br.B	
$*\text{D}_2\text{-}{}^4\text{He}$	Error has to be confirmed										GAu	**
$*{}^4\text{H}(\gamma, n){}^3\text{H}$	Found in ${}^7\text{Li}(\pi^-, t){}^4\text{H}$										69Mi10	**
$*{}^4\text{H}(\gamma, n){}^3\text{H}$	From ${}^7\text{Li}({}^3\text{He}, {}^3\text{He} \text{ }^3\text{He}){}^4\text{H}$										85Fr01	**
$*{}^4\text{H}(\gamma, n){}^3\text{H}$	From ${}^9\text{Be}({}^{11}\text{B}, {}^{16}\text{O}){}^4\text{H}$										86Be35	**
$*{}^4\text{H}(\gamma, n){}^3\text{H}$	From ${}^7\text{Li}(n, \alpha){}^4\text{H}$										86Mi14	**
$*{}^4\text{H}(\gamma, n){}^3\text{H}$	Found in ${}^9\text{Be}(\pi^-, dt){}^4\text{H}$ , same data in ref.										91Go19	**
$*{}^4\text{H}(\gamma, n){}^3\text{H}$	Found in ${}^7\text{Li}(\pi^-, t){}^4\text{H}$										90Am04	**
$*{}^4\text{H}(\gamma, n){}^3\text{H}$	Found in ${}^2\text{D}(t, n){}^4\text{H}$										91Bl05	**
${}^5\text{H}(\gamma, 2n){}^3\text{H}$	7400	700	1800	100	-8.0	F					87Go25 *	
	5200	400			-8.5	F					95Al31 *	
	1700	300			0.3	U					01Ko52 *	
	1800	100									03Go11 *	
${}^4\text{He}(n, \gamma){}^5\text{He}$	-890	50									66La04 *	
${}^4\text{He}(p, \gamma){}^5\text{Li}$	-1965	50									65Ma32 *	
$*{}^5\text{H}(\gamma, 2n){}^3\text{H}$	From ${}^9\text{Be}(\pi^-, pt){}^5\text{H}$ , same data in ref.										91Go19	**
$*{}^5\text{H}(\gamma, 2n){}^3\text{H}$	Probably higher state										01Ko52	**
$*{}^5\text{H}(\gamma, 2n){}^3\text{H}$	From ${}^7\text{Li}({}^6\text{Li}, {}^8\text{B})$										95Al31	**
$*{}^5\text{H}(\gamma, 2n){}^3\text{H}$	Probably higher state										01Ko52	**
$*{}^5\text{H}(\gamma, 2n){}^3\text{H}$	From $p({}^6\text{He}, {}^2\text{He})$										01Ko52	**
$*{}^5\text{H}(\gamma, 2n){}^3\text{H}$	From $t(t, p)$										03Go11	**
$*{}^4\text{He}(n, \gamma){}^5\text{He}$	Average of many reactions leading to ${}^5\text{He}$										AHW	**
$*{}^4\text{He}(p, \gamma){}^5\text{Li}$	Average of many reactions leading to ${}^5\text{Li}$										AHW	**
${}^6\text{Li}_2\text{-C}$	30245.590	0.032	30245.59	0.03	0.0	1	100	100	${}^6\text{Li}$	1.0	1.0	01He36
${}^6\text{H}(\gamma, 3n){}^3\text{H}$	2700	400	2700	260	0.0	2					84Al08 *	
	2600	500			0.2	2					86Be35 *	
	2800	500			-0.2	2					92Al.A *	
	4018.2	1.1	4019.633	0.015	1.3	U			MIT		81Ro02	
${}^6\text{Li}(p, \alpha){}^3\text{He}$												
${}^6\text{Li}(p, t){}^4\text{Li}$	-18700	300	-18900	210	-0.7	R			Brk		65Ce02	
${}^6\text{Li}(p, n){}^6\text{Be}$	-5074	13	-5071	5	0.3	2			CIT		67Ho01	
${}^6\text{Li}({}^3\text{He}, t){}^6\text{Be}$	-4306	6	-4307	5	-0.1	2			CIT		66Wh01	
$*{}^6\text{H}(\gamma, 3n){}^3\text{H}$	From ${}^7\text{Li}({}^7\text{Li}, {}^8\text{B}){}^6\text{H}$										84Al08	**
$*{}^6\text{H}(\gamma, 3n){}^3\text{H}$	From ${}^9\text{Be}({}^{11}\text{B}, {}^{14}\text{O}){}^6\text{H}$										86Be35	**
*	${}^6\text{H}$ not observed in ${}^6\text{Li}(\pi^-, \pi^+)$										87Se.A	**
$*{}^6\text{H}(\gamma, 3n){}^3\text{H}$	From ${}^7\text{Li}({}^7\text{Li}, {}^8\text{B}){}^6\text{H}$										92Al.A	**

Item	Input value		Adjusted value		$v_i$	Dg	Sig	Main flux	Lab	F	Reference
$^3\text{He}(\alpha,\gamma)^7\text{Be}$	1586.3	0.6	1586.10	0.11	-0.3	U					82Kr05
$^7\text{He}(\gamma,n)^6\text{He}$	430	20	435	17	0.2	3					02Me07
$^7\text{Li}(d,^3\text{He})^6\text{He}-^{19}\text{F}(^{18}\text{O})$	-1981.09	0.42	-1981.1	0.4	0.0	1	100	100	$^6\text{He}$	MSU	78Ro01 *
$^6\text{Li}(n,\gamma)^7\text{Li}$	7249.98	0.09	7249.97	0.08	-0.1	-				Ptn	85Ko47 Z
	7249.94	0.15			0.2	-				Bdn	03Fi.A
ave.	7249.97	0.08			0.0	1	100	100	$^7\text{Li}$		average
$^7\text{Li}(t,^3\text{He})^7\text{He}$	-11184	30	-11174	17	0.3	R				LAI	69St02
$^7\text{Li}(p,n)^7\text{Be}$	-1644.30	0.10	-1644.24	0.07	0.6	-				Mar	70Ro07 *
	-1644.18	0.10			-0.6	-				Auc	85Wh03 *
ave.	-1644.24	0.07			0.0	1	100	100	$^7\text{Be}$		average
$^7\text{Li}(\pi^+, \pi^-)^7\text{B}$	-11870	100	-11940	70	-0.7	R					81Se.A
$^*^7\text{Li}(d,^3\text{He})^6\text{He}-^{19}\text{F}(^{18}\text{O})$	Q-Q=0.98(0.41) to 1982.07(0.09) level in $^{18}\text{O}$										AHW **
$^*^7\text{Li}(p,n)^7\text{Be}$	T=1880.64(0.09,Z); error in Q increased										AHW **
$^*^7\text{Li}(p,n)^7\text{Be}$	T=1880.43(0.02,Z); error in Q increased										AHW **
$^4\text{He}(^{64}\text{Ni}, ^{60}\text{Ni})^8\text{He}$	-31818	15	-31800	7	1.2	-				Pri	75Ko18
	-31796	8			-0.5	-				Tex	77Tr07
ave.	-31801	7			0.1	1	94	94	$^8\text{He}$		average
$^8\text{Be}(\alpha)^4\text{He}$	91.88	0.05	91.84	0.04	-0.8	-				Zur	68Be02 *
	91.80	0.05			0.8	-					92Wu09 *
ave.	91.84	0.04			0.0	1	100	100	$^8\text{Be}$		average
$^6\text{Li}(^3\text{He},n)^8\text{B}$	-1974.8	1.0	-1974.8	1.0	0.0	1	100	100	$^8\text{B}$	Nvl	58Du78 Y
$^7\text{Li}(n,\gamma)^8\text{Li}$	2032.78	0.15	2032.61	0.05	-1.1	-					74Ju.A *
	2032.77	0.18			-0.9	-				ORn	91Ly01 Z
	2032.57	0.06			0.7	-				Bdn	03Fi.A
ave.	2032.61	0.05			0.0	1	100	100	$^8\text{Li}$		average
$^*^8\text{Be}(\alpha)^4\text{He}$	For atomic binding energy correction see ref.										67S30 **
$^*^7\text{Li}(n,\gamma)^8\text{Li}$	PrvCom to ref.										74Aj01 **
$^9\text{Be}(p,\alpha)^6\text{Li}$	2125.4	1.8	2124.9	0.4	-0.3	U				NDm	67Od01
$^6\text{Li}(\alpha,p)^9\text{Be}$	-2125.6	1.2	-2124.9	0.4	0.6	1	11	11	$^9\text{Be}$	NDm	65Br28
$^7\text{Li}(t,p)^9\text{Li}$	-2385.7	3.0	-2385.3	1.9	0.1	1	42	42	$^9\text{Li}$	MSU	75Ka18
$^7\text{Be}(^3\text{He},n)^9\text{C}$	-6287	5	-6280.6	2.1	1.3	3				CIT	67Ba.A Z
	-6275.2	3.5			-1.5	3				CIT	71Mo01 Z
$^9\text{He}(\gamma,n)^8\text{He}$	1270	30	1270	29	0.0	1	92	91	$^9\text{He}$	Ber	99Bo26
$^9\text{Be}(\gamma,n)^8\text{Be}$	-1665	1	-1665.3	0.4	-0.3	-				Wis	50Mo56 Y
$^9\text{Be}(p,d)^8\text{Be}$	557.5	1.	559.2	0.4	1.7	-				Wis	51Wi26 Y
	560	2			-0.4	U				Bir	53Co02 Y
	559.0	1.1			0.2	-				Zur	66Re02
	559.6	0.6			-0.6	-				NDm	67Od01 Z
ave.	-1665.4	0.4	-1665.3	0.4	0.2	1	88	88	$^9\text{Be}$		average
$^9\text{Be}(\pi^-, \pi^+)^9\text{He}$	-30472	100	-30614	29	-1.4	U					87Se05
$^9\text{Be}(^{14}\text{C}, ^{14}\text{O})^9\text{He}$	-34580	100	-34579	29	0.0	1	9	9	$^9\text{He}$	Ber	95Bo.B
$^9\text{Be}(p,n)^9\text{B}$	-1850.4	1.0				2				Wis	50Ri59 Z
$^{10}\text{B } ^{37}\text{Cl}-\text{C } ^{35}\text{Cl}$	9987.21	0.56	9986.9	0.4	-0.2	U				H38	2.5 84El05
$^{10}\text{B}(^3\text{He}, ^6\text{He})^7\text{B}$	-18550	100	-18480	70	0.7	2				Brk	67Mc14
$^{10}\text{He}(\gamma, 2n)^8\text{He}$	1200	300	1070	70	-0.4	U					94Ko16
$^{10}\text{Li}(\gamma,n)^9\text{Li}$	150	150	25	15	-0.8	U					90Am05 *
	25	15				2					95Zi03 *
$^{10}\text{Li}^m(\gamma,n)^9\text{Li}$	240	60	220	40	-0.3	2					97Bo10 *
	210	50			0.2	2					97Zi04 *
$^9\text{Be}(^9\text{Be}, ^8\text{B})^{10}\text{Li}^n$	-33770	260	-33750	40	0.1	U				Brk	75Wi26 *
$^9\text{Be}(^{13}\text{C}, ^{12}\text{N})^{10}\text{Li}^n$	-36370	50	-36390	40	-0.5	2				Ber	93Bo03 *

Item	Input value	Adjusted value	$v_i$	Dg	Sig	Main flux Lab	F	Reference	
$^{10}\text{Be}(d,^3\text{He})^9\text{Li}$	-14142.8	2.5	-14143.1	1.9	-0.1	1	59	58 $^9\text{Li}$ MSU	75Ka18
$^9\text{Be}(n,\gamma)^{10}\text{Be}$	6812.33	0.06	6812.29	0.06	-0.6	-	-	MMn	86Ke14 Z
	6812.10	0.14			1.4	-	-	Bdn	03Fi.A
ave.	6812.29	0.06			0.0	1	100	99 $^{10}\text{Be}$	average
$^{10}\text{Be}(^{14}\text{C},^{14}\text{O})^{10}\text{He}$	-41190	70				2		Ber	94Os04
$^{10}\text{B}(p,n)^{10}\text{C}$	-4430.17	0.09	-4430.30	0.12	-1.5	o		Auc	89Ba28 Z
	-4430.30	0.12				2		Auc	98Ba83
$^{10}\text{B}(^{14}\text{N},^{14}\text{B})^{10}\text{N}$	-47550	400				2			02Le16
$^{10}\text{Li}(\gamma,n)^9\text{Li}$	From $^{11}\text{B}(\pi^-,p)^{10}\text{Li}$								GAu **
$^{10}\text{Li}(\gamma,n)^9\text{Li}$	Resonance less than 50 above the one neutron threshold, but								95Zi03 **
*	could also be final state interaction; then $^{10}\text{Li}$ would be 200 higher								97Bo10 **
$^{10}\text{Li}^m(\gamma,n)^9\text{Li}$	From $^{10}\text{Be}(^{12}\text{C},^{12}\text{N})^{10}\text{Li}^m$ ( $1^+$ level)								GAu **
$^{10}\text{Li}^m(\gamma,n)^9\text{Li}$	Theoretical work: $1^+$ level above 1- gs								02Ga12 **
$^9\text{Be}(^9\text{Be},^8\text{B})^{10}\text{Li}^n$	Q=-34060(250) to $2^+$ level 290(80) above $1^+$ level								93Bo03 **
*	Revised with Breit-Wigner line shape. Probably $2^+$ level								97Bo10 **
$^9\text{Be}(^{13}\text{C},^{12}\text{N})^{10}\text{Li}^n$	Revised with Breit-Wigner line shape (probably $2^+$ level)								97Bo10 **
$^{11}\text{Li}-\text{C}_{.917}$	43780	130	43798	21	0.1	U		TO2	1.5 88Wo09
	43805	28			-0.3	1	55	55 $^{11}\text{Li}$	P40 1.0 03Ba.A
$^9\text{Li}-^{11}\text{Li}_{.273}$ $^8\text{Li}_{.750}$	-1923	31	-1894	6	1.0	U		P13	1.0 75Th08
$^9\text{Be}(t,p)^{11}\text{Be}$	-1164	15	-1166	6	-0.1	R		Ald	62Pu01
$^{11}\text{B}(d,\alpha)^9\text{Be}$	8029	4	8031.1	0.6	0.5	U		Bir	54Ei10 Y
	8024	7			1.0	U		MIT	64Sp12
	8029.7	2.8			0.5	U		NDm	67Od01
$^9\text{Be}(^3\text{He},p)^{11}\text{B}$	10322.1	2.3	10322.0	0.6	-0.1	U		NDm	67Od01
$^{10}\text{Be}(d,p)^{11}\text{Be}$	-1721	7	-1721	6	0.1	2		CIT	70Go11
$^{11}\text{B}(^7\text{Li},^8\text{B})^{10}\text{Li}$	-32431	80	-32396	15	0.4	U		MSU	94Yo01 *
$^{11}\text{B}(^7\text{Li},^8\text{B})^{10}\text{Li}^n$	-32908	62	-32870	40	0.6	R		MSU	94Yo01
$^{10}\text{B}(n,\gamma)^{11}\text{B}$	11454.1	0.2	11454.12	0.16	0.1	-		Ptn	86Ko19 Z
	11454.15	0.27			-0.1	-		Bdn	03Fi.A
ave.	11454.12	0.16			0.0	1	100	100 $^{11}\text{B}$	average
$^{11}\text{N}(p)^{10}\text{C}$	1973	180	1320	50	-3.7	U		MSU	74Be20 *
	1300	40			0.4	o		Lis	96Ax01
	1450	400			-0.3	U		MSU	98Az01 *
	1630	50			-6.3	B		Spe	00Oi01 *
	1350	120			-0.3	3		Lis	00Ma62 *
	1310	50			0.1	3		INS	03Gu06
$^{11}\text{B}(\pi^-, \pi^+)^{11}\text{Li}$	-33120	50	-33151	19	-0.6	-			91Ko.B
$^{11}\text{B}(^{14}\text{C},^{14}\text{O})^{11}\text{Li}$	-37120	35	-37117	19	0.1	-		MSU	93Yo07
ave.	-33143	29	-33151	19	-0.3	1	45	45 $^{11}\text{Li}$	average
$^{11}\text{C}(\beta^+)^{11}\text{B}$	1982.8	2.6	1982.4	0.9	-0.1	-			75Be28
$^{11}\text{B}(p,n)^{11}\text{C}$	-2759.7	3.	-2764.8	0.9	-1.7	U		Wis	50Ri59 Z
	-2763.2	1.4			-1.1	-		Ric	61Be13 Z
$^{11}\text{B}(^3\text{He},t)^{11}\text{C}$	-2002.1	1.2	-2001.0	0.9	0.9	-		Str	65Go05 Z
ave.	1982.4	0.9	1982.4	0.9	0.0	1	100	100 $^{11}\text{C}$	average
$^{11}\text{B}(^7\text{Li},^8\text{B})^{10}\text{Li}$	Original (>-32471) re-evaluated								GAu **
*	Existence of this level not completely certain								94Yo01 **
$^{11}\text{N}(p)^{10}\text{C}$	From $^{14}\text{N}(^3\text{He},^6\text{He})^{11}\text{N}$ Q=-25010(100) to 250(150) level								90Aj01 **
$^{11}\text{N}(p)^{10}\text{C}$	From $^9\text{Be}(^{12}\text{N},^{10}\text{Be})^{11}\text{N}$								98Az01 **
$^{11}\text{N}(p)^{10}\text{C}$	From $^{10}\text{B}(^{14}\text{N},^{13}\text{B})^{11}\text{N}$								00Oi01 **
$^{11}\text{N}(p)^{10}\text{C}$	From scattering $^{10}\text{C}$ on H. precicely, 1270(+180,-50)								00Ma62**
$^{12}\text{C}(\alpha,^8\text{He})^8\text{C}$	-64278	26	-64267	24	0.4	2		Tex	76Tr01
$^{12}\text{C}(^3\text{He},^6\text{He})^9\text{C}$	-31578	8	-31574.4	2.3	0.5	U		MSU	71Tr03
	-31575.6	3.2			0.4	R		MSU	79Ka.A

Item	Input value		Adjusted value		$v_i$	Dg	Sig	Main flux	Lab	F	Reference	
$^{10}\text{Be}(t,p)^{12}\text{Be}$	-4809	15					2		Brk		78Al29	
$^{10}\text{B}(\alpha,d)^{12}\text{C}$	1340.3	0.8	1339.9	0.4	-0.5	-			Wis		56Do41 Z	
$^{10}\text{B}(\beta^+\text{He},p)^{12}\text{C}$	19692.86	0.44	19693.0	0.4	0.3	-			Mun		83Ch08 *	
$^{10}\text{B}(\alpha,d)^{12}\text{C}$	ave. 1339.9	0.4	1339.9	0.4	0.0	1	100	100	$^{10}\text{B}$		average	
$^{12}\text{O}(2p)^{10}\text{C}$	1770	20	1771	18	0.1	3					95Kr03	
$^{12}\text{C}(\pi^+, \pi^-)^{12}\text{O}$	-31034	48	-31026	18	0.2	R					80Bu15	
* $^{10}\text{B}(\beta^+\text{He},p)^{12}\text{C}$	Original Q=15305.45(0.3) revised by authors to 15253.95(31)										83Vo.A **	
*	to 4438.91(0.31) level										90Aj01 **	
C H- $^{13}\text{C}$	4470.185	0.008	4470.1943	0.0010	0.8	U			B08	1.5	75Sm02	
C D- $^{13}\text{C}$ H	2921.923	0.008	2921.9080	0.0009	-1.3	U			B08	1.5	75Sm02	
	2921.9086	0.0012			-0.5	1	58	58	$^{13}\text{C}$	MI1	1.0	95Di08
	2921.9074	0.0015			0.4	1	37	37	$^{13}\text{C}$	MI1	1.0	95Di08
$^{13}\text{C}-\text{C}_{1,083}$	3354.8404	0.0041	3354.8378	0.0010	-0.6	1	6	6	$^{13}\text{C}$	WA1	1.0	95Va38
$^{11}\text{B}(t,p)^{12}\text{B}$	-233.4	1.0					2		Str		83An15	
$^{13}\text{Be}(\gamma,n)^{12}\text{Be}$	100	70					3				01Th01	
$^{12}\text{C}(n,\gamma)^{13}\text{C}$	4946.31	0.10	4946.3058	0.0009	0.0	U			Bdn		03Fi.A	
$^{12}\text{C}(p,\gamma)^{13}\text{N}$	1943.24	0.32	1943.49	0.27	0.8	-					77Fr20 Z	
	1944.1	0.5			-1.2	-					77He26 Z	
	ave. 1943.49	0.27			0.0	1	100	100	$^{13}\text{N}$		average	
$^{13}\text{C}(^{14}\text{C}, ^{14}\text{O})^{13}\text{Be}^q$	-37020	50					2		Ber		92Os04	
$^{14}\text{Be}-\text{C}_{1,167}$	42660	150	42890	140	1.0	2			TO2	1.5	88Wo09	
C D <sub>2</sub> - $^{14}\text{C}$ H <sub>2</sub>	9311.498	0.006	9311.503	0.004	0.5	1	20	20	$^{14}\text{C}$	B08	1.5	75Sm02
C H <sub>2</sub> -N	12576.0598	0.0008	12576.0594	0.0006	-0.5	1	59	56	$^{14}\text{N}$	MI1	1.0	95Di08
$^{14}\text{N}-\text{C}_{1,167}$	3074.0056	0.0018	3074.0048	0.0006	-0.5	1	12	12	$^{14}\text{N}$	WA1	1.0	95Va38
$^{14}\text{C}$ H <sub>2</sub> -N D	1716.269	0.003	1716.270	0.004	0.3	1	80	80	$^{14}\text{C}$	B08	1.5	75Sm02
$^{14}\text{N}(\beta^+\text{He}, ^9\text{Li})^8\text{C}$	-42214	50	-42254	23	-0.8	R			MSU		76Ro04	
$^{14}\text{C}(d,\alpha)^{12}\text{B}$	361.8	1.4					2		Wis		56Do41 Z	
$^{14}\text{N}(p,u)^{12}\text{N}$	-22135.5	1.0	-22135.5	1.0	0.0	1	100	100	$^{12}\text{N}$	MSU		75No.A
$^{14}\text{C}(^{11}\text{B}, ^{12}\text{N})^{13}\text{Be}^p$	-39600	90					2		Dbn		98Be28	
$^{13}\text{C}(n,\gamma)^{14}\text{C}$	8176.61	0.24	8176.435	0.004	-0.7	U			Bdn		03Fi.A	
$^{14}\text{C}(\pi^-, \pi^+)^{14}\text{Be}$	-38100	170	-37960	130	0.8	R					84Gi09 *	
$^{14}\text{C}(^{14}\text{C}, ^{14}\text{O})^{14}\text{Be}^p$	-43440	60					2		Ber		95Bo10	
$^{14}\text{C}(^7\text{Li}, ^7\text{Be})^{14}\text{B}$	-21499	30	-21506	21	-0.2	-			ChR		73Ba34	
$^{14}\text{C}(^{14}\text{C}, ^{14}\text{N})^{14}\text{B}$	-20494	30	-20487	21	0.2	-			Ors		81Na.A	
$^{14}\text{C}(^7\text{Li}, ^7\text{Be})^{14}\text{B}$	ave. -21506	21	-21506	21	0.0	1	100	100	$^{14}\text{B}$		average	
$^{14}\text{C}(\beta^-)^{14}\text{N}$	155.74	0.08	156.476	0.004	9.2	B					91Su09 *	
	155.95	0.22			2.4	U					95Wi20	
$^{14}\text{N}(p,n)^{14}\text{O}$	-5925.41	0.08	-5926.29	0.11	-10.9	F			Auc		81Wh03	
	-5925.41	0.11			-8.0	F			Auc		98Ba83 *	
	-5926.68	0.14			2.3	1	42	42	$^{14}\text{O}$	Auc	03To03	
* $^{14}\text{C}(\pi^-, \pi^+)^{14}\text{Be}$	Original error 160 increased with 60 calibration uncertainty										GAu **	
* $^{14}\text{C}(\beta^-)^{14}\text{N}$	B: find 17 keV neutrino. See also ref.										91No07 **	
* $^{14}\text{N}(p,n)^{14}\text{O}$	Withdrawn by authors										03To03 **	
C D H- $^{15}\text{N}$	21817.9119	0.0008	21817.9117	0.0007	-0.3	1	70	67	$^{15}\text{N}$	MI1	1.0	95Di08
C H <sub>3</sub> - $^{15}\text{N}$	23366.1979	0.0017	23366.1980	0.0007	0.1	1	19	18	$^{15}\text{N}$	MI1	1.0	95Di08
$^{15}\text{F}-\text{C}_{1,25}$	17477	86	18010	140	6.2	C				1.0	01Ze.A	
$^{14}\text{N}$ D- $^{15}\text{N}$ H	9241.780	0.008	9241.8523	0.0009	6.0	F			B08	1.5	75Sm02	
$^{14}\text{C}(d,p)^{15}\text{C}$	-1006.5	0.8					2		Wis		56Do41 Y	
$^{14}\text{N}(n,\gamma)^{15}\text{N}$	10833.314	0.012	10833.2961	0.0009	-1.5	U					97Ju02	
	10833.2339	0.0300			2.1	U			PTB		97Ro26 *	
	10833.32	0.22			-0.1	U			Bdn		03Fi.A	

Item	Input value		Adjusted value		$v_i$	Dg	Sig	Main flux	Lab	F	Reference
$^{14}\text{N}(p,\gamma)^{15}\text{O}$	7297.1	0.9	7296.8	0.5	-0.4	R			CIT		72Ne05
$^{15}\text{N}(p,n)^{15}\text{O}$	-3535.1	1.0	-3536.5	0.5	-1.4	-			CIT		72Je02 Z
	-3537.6	0.8			1.4	-					72Sh08 Z
	ave.	-3536.5	0.5		0.0	1	100	100	$^{15}\text{O}$		average
$*^{14}\text{N}(n,\gamma)^{15}\text{N}$	Original error 0.0005 increased for calibration										GAU **
$\text{C}_4-\text{O}_3$	15256.121	0.009	15256.1413	0.0005	2.3	U			WA1	1.0	95Va38
	15256.1425	0.0008			-1.5	o			WA1	1.0	01Va33
	15256.1415	0.0005			-0.4	1	97	97	$^{16}\text{O}$	1.0	03Va.A
$\text{C H}_3-\text{O}$	36385.5062	0.0013	36385.5087	0.0004	1.9	-			MI1	1.0	95Di08
	36385.5073	0.0019			0.8	-			MI1	1.0	95Di08
	36385.5060	0.0022			1.2	-			MI1	1.0	95Di08
	ave.	36385.506	0.001		2.4	1	20	18	$^{1}\text{H}$		average
$^{14}\text{C H}_2-\text{O}$	23977.413	0.014	23977.433	0.004	1.0	U			B08	1.5	75Sm02
$\text{N}_2-\text{C O}$	11233.3909	0.0022	11233.3900	0.0012	-0.4	1	32	32	$^{14}\text{N}$	1.0	95Di08
$^{16}\text{O}(\alpha,^8\text{He})^{12}\text{O}$	-66020	120	-65958	20	0.5	U			Brk		78Ke06
$^{16}\text{O}(^3\text{He},^6\text{He})^{13}\text{O}$	-30516	14	-30513	10	0.2	2			Brk		70Me11 *
	-30511	13			-0.2	2			MSU		71Tr03 *
$^{14}\text{C}(^{14}\text{C},^{12}\text{N})^{16}\text{B}$	-48380	60				2			Ber		95Bo10
$^{14}\text{C}(t,p)^{16}\text{C}$	-3015	8	-3013	4	0.2	2			MSU		77Fo09
	-3013	4			-0.1	2			LAL		78Se04
$^{14}\text{C}(^3\text{He},p)^{16}\text{N}$	4983	4	4978.5	2.6	-1.1	R			BNL		66Ga08
$^{14}\text{N}(^3\text{He},n)^{16}\text{F}$	-970	15	-957	8	0.9	R			Har		68Ad03
$^{15}\text{N}(d,p)^{16}\text{N}$	286	12	264.5	2.6	-1.8	U			CIT		55Pa50 Y
	269	10			-0.4	U			Pit		57Wa01 Y
	267	8			-0.3	U			MIT		64Sp12
	270	10			-0.5	U			Pen		66He10
$^{16}\text{O}(^3\text{He},t)^{16}\text{F}$	-15430	10	-15436	8	-0.6	2			KVI		80Ja.A
$^{16}\text{O}(\pi^+, \pi^-)^{16}\text{Ne}$	-27763	45	-27711	20	1.1	2					80Bu15
$*^{16}\text{O}(^3\text{He},^6\text{He})^{13}\text{O}$	M increased by 7 for more recent calibrator $\text{M}(^9\text{C})=21913(2)$										AHW **
$*^{16}\text{O}(^3\text{He},^6\text{He})^{13}\text{O}$	Recalibrated using their $^{12}\text{C}(^3\text{He},^6\text{He})$ result										AHW **
$^{17}\text{B}-\text{C}_{1.417}$	46830	180	46990	180	0.6	2			TO2	1.5	88Wo09
	47127	250			-0.5	2			GA3	1.0	91Or01
$^{17}\text{O}(n,\alpha)^{14}\text{C}$	1817.2	3.5	1817.70	0.11	0.1	U					01Wa50
$^{16}\text{O}(n,\gamma)^{17}\text{O}$	4143.24	0.23	4143.13	0.11	-0.5	-					77Mc05 Z
	4143.06	0.13			0.5	-			Bdn		03Fi.A
$^{16}\text{O}(d,p)^{17}\text{O}$	1918.74	0.5	1918.56	0.11	-0.4	-			Rez		90Pi05 *
$^{16}\text{O}(n,\gamma)^{17}\text{O}$	ave.	4143.11	0.11	4143.13	0.11	0.1	1	100	100	$^{17}\text{O}$	average
$^{16}\text{O}(p,\gamma)^{17}\text{F}$	600.35	0.28	600.27	0.25	-0.3	-			CIT		75Ro05
$^{16}\text{O}(d,n)^{17}\text{F}$	-1625.0	0.5	-1624.30	0.25	0.6	-			Nvl		60Bo21 Z
$^{16}\text{O}(p,\gamma)^{17}\text{F}$	ave.	600.27	0.25	600.27	0.25	0.0	1	100	100	$^{17}\text{F}$	average
$*^{16}\text{O}(d,p)^{17}\text{O}$	Estimated systematical error 0.5 added to statistical error 0.062										AHW **
$^{18}\text{Na}-\text{C}_{1.5}$	25969	54				2				1.0	01Ze.A
$^{18}\text{Ne}-^{22}\text{Ne}_{.818}$	12755.19	0.30				2			MA8	1.0	03Bl.A
$^{18}\text{O}(^{48}\text{Ca},^{51}\text{V})^{15}\text{B}$	-21760	50	-21767	23	-0.1	2			Hei		78Bh02
	-21768	25			0.1	2			Can		83Ho08
$^{18}\text{O}(d,\alpha)^{16}\text{N}$	4235	7	4245.6	2.7	1.5	R			CIT		55Pa50 Z
	4244	4			0.4	R			MIT		67Sp09 Z
$^{16}\text{O}(^3\text{He},n)^{18}\text{Ne}$	-3205	13	-3194.27	0.28	0.8	U			Nvl		61Du02 Y
	-3198	6			0.6	U			Ald		61To03 Y
	-3194.0	1.5			-0.2	U					94Ma14
$^{18}\text{O}(^{48}\text{Ca},^{49}\text{Ti})^{17}\text{C}$	-17465	35	-17476	18	-0.3	2			Hei		77No08
	-17479	20			0.2	2			Can		82Fi10



Item	Input value		Adjusted value		$v_i$	Dg	Sig	Main flux	Lab	F	Reference
$^{18}\text{O}(\text{t},\alpha)^{17}\text{N}$	3872	15							LAI		60Ja13
$^{17}\text{O}(\text{n},\gamma)^{18}\text{O}$	8043.5	1.0	8044.0	0.6	0.5	1	38	38	$^{18}\text{O}$		Bdn 03Fi.A
$^{17}\text{O}(\text{p},\gamma)^{18}\text{F}$	5606.2	0.6	5606.5	0.5	0.4	1	76	76	$^{18}\text{F}$		CIT 75Ro05 Z
$^{18}\text{O}(^{48}\text{Ca},^{48}\text{Ti})^{18}\text{C}$	-21434	30							Can		82Fi10
$^{18}\text{O}(^7\text{Li},^7\text{Be})^{18}\text{N}$	-14761	20	-14758	19	0.2	2			Can		83Pu01
$^{18}\text{O}(^{14}\text{C},^{14}\text{N})^{18}\text{N}$	-13720	50	-13740	19	-0.4	2			Ors		80Na14
$^{18}\text{F}(\beta^+)^{18}\text{O}$	1657	2	1655.2	0.6	-0.9	-					64Ho28
$^{18}\text{O}(\text{p},\text{n})^{18}\text{F}$	-2436.97	0.73	-2437.6	0.6	-0.8	-			Nvl		64Bo13 Z
$^{18}\text{F}(\beta^+)^{18}\text{O}$	ave. 1654.9	0.7	1655.2	0.6	0.5	1	69	45	$^{18}\text{O}$		average
$^{18}\text{Ne}(\beta^+)^{18}\text{F}$	4438	9	4443.5	0.6	0.6	U					63Fr10
$^{19}\text{C}-\text{C}_{1.583}$	35180	130	34810	110	-1.9	B			TO2	1.5	88Wo09
	35506	253			-2.8	B			GA3	1.0	91Or01
$\text{C D}_4-\text{H }^{19}\text{F}$	50178.88	0.05	50178.85	0.07	-0.3	1	99	99	$^{19}\text{F}$		B08 1.5 75Sm02
$^{19}\text{Mg}-\text{C}_{1.583}$	35470	270								1.0	01Ze.A
$^{19}\text{Ne}-^{22}\text{Ne}_{864}$	9323.95	0.36	9323.5	0.3	-1.2	1	73	73	$^{19}\text{Ne}$	1.0	03Bl.A
$^{17}\text{O}(\text{t},\text{p})^{19}\text{C}_{864}$	3524	7	3517.2	2.8	-1.0	R			Man		65Mo19
$^{18}\text{C}(\text{n},\gamma)^{19}\text{C}$	530	120	580	90	0.4	3					99Na27 *
	650	150			-0.5	3					01Ma08 *
$^{18}\text{O}(^{18}\text{O},^{17}\text{F})^{19}\text{N}$	-19374	50	-19377	16	-0.1	2			Ors		81Na.A
	-19334	35			-1.2	2			Can		89Ca25
$^{18}\text{O}(^{48}\text{Ca},^{47}\text{Sc})^{19}\text{N}$	-16540	20	-16526	17	0.7	2			Can		83Ho08
$^{18}\text{O}(\text{d},\text{p})^{19}\text{O}$	1727	8	1730.4	2.8	0.4	2			Nob		54Mi89 Y
	1732	8			-0.2	2			CIT		54Th30
	1731	5			-0.1	2			Nob		57Ah19 Y
	1727	5			0.7	2			MIT		64Sp12 Z
	1734	10			-0.4	U			Man		65Mo16
$^{19}\text{O}(\beta^-)^{19}\text{F}$	4800	12	4822.3	2.8	1.9	U					59Al06
$^{19}\text{F}(\text{p},\text{n})^{19}\text{Ne}$	-4019.6	1.4	-4021.17	0.29	-1.1	U			Ric		61Be13 Z
	-4021.1	1.0			-0.1	-			Zur		61Ry04 Z
	-4019.6	0.7			-2.3	-					69Ov01 Z
	ave. -4020.1	0.5			-2.0	1	28	27	$^{19}\text{Ne}$		average
$^{18}\text{C}(\text{n},\gamma)^{19}\text{C}$	From Coulomb dissociation cross sections and angular distribution										
$^{18}\text{C}(\text{n},\gamma)^{19}\text{C}$	From momentum distr. following 1-n removal										
											99Na27 **
											01Ma08**
$^{20}\text{C}-\text{C}_{1.667}$	40360	240	40320	260	-0.1	2			TO2	1.5	88Wo09
	40165	491			0.3	2			GA3	1.0	91Or01
	40420	550			-0.2	2			GA5	1.0	99Sa.A
$^{20}\text{N}-\text{C}_{1.667}$	23210	150	23370	60	1.0	2			GA1	1.0	87Gi05
	23380	130			-0.1	2			TO2	1.5	88Wo09
	23397	69			-0.5	2			GA3	1.0	91Or01
$\text{C D}_4-^{20}\text{Ne}$	63966.9329	0.0026	63966.9360	0.0017	1.2	1	44	34	$^{20}\text{Ne}$	1.0	95Di08
$^{20}\text{Ne}-\text{C}_{1.667}$	-7559.814	0.014	-7559.8246	0.0019	-0.8	U			ST2	1.0	02Bf02
$\text{O D}_2-^{20}\text{Ne}$	30677.497	0.067	30677.9998	0.0017	3.0	B			OH1	2.5	93Go38
$^{20}\text{Ne}-^{22}\text{Ne}_{909}$	270.94	0.33	271.107	0.017	0.5	U			MA8	1.0	03Bl.A
$^{20}\text{Ne}(^3\text{He},^8\text{Li})^{15}\text{F}$	-29960	200	-29830	130	0.6	2			MSU		78Be26
	-29730	180			-0.6	2			Brk		78Ke06
$^{20}\text{Ne}(\alpha,^8\text{He})^{16}\text{Ne}$	-60150	80	-60212	22	-0.8	U			Brk		78Ke06
	-60197	23			-0.6	R			Tex		83Wo01
$^{20}\text{Ne}(^3\text{He},^6\text{He})^{17}\text{Ne}$	-26188	50	-26167	27	0.4	2			Brk		70Me11 *
	-26158	32			-0.3	2					98Gu10
$^{18}\text{O}(^{48}\text{Ca},^{46}\text{Sc})^{20}\text{N}$	-25873	60	-25000	60	14.5	B			Can		89Or03 *
$^{18}\text{O}(\text{t},\text{p})^{20}\text{O}$	3082.4	1.9	3081.9	0.9	-0.3	2			Str		82An12
	3081.7	1.0			0.2	2			Str		85An17
$^{18}\text{O}(^3\text{He},\text{p})^{20}\text{F}$	6875.2	1.5	6878.1	0.6	2.0	1	17	17	$^{18}\text{O}$		NDm 70Ro06
$^{19}\text{F}(\text{n},\gamma)^{20}\text{F}$	6601.29	0.14	6601.335	0.030	0.3	-			ILn		83Hu12 Z
	6601.32	0.05			0.3	-			MMn		87Ke09 Z
	6601.35	0.04			-0.4	-			ORn		96Ra04
	6601.34	0.13			0.0	-			Bdn		03Fi.A
	ave. 6601.336	0.030			0.0	1	100	100	$^{20}\text{F}$		average



Item	Input value		Adjusted value		$v_i$	Dg	Sig	Main flux	Lab	$F$	Reference
$^{24}\text{O}-\text{C}_2$	20000	500	20470	250	0.6	2			TO2	1.5	88Wo09
	20659	442			-0.4	2			GA3	1.0	91Or01
	20460	340			0.0	2			GA5	1.0	99Sa.A
$^{24}\text{F}-\text{C}_2$	8135	86	8120	80	-0.2	2			GA3	1.0	91Or01
	8030	120			0.5	2			TO4	1.5	91Zh24
$^{24}\text{Mg}-\text{C}_2$	-14958.310	0.014	-14958.300	0.014	0.7	1	96	96 $^{24}\text{Mg}$	ST2	1.0	03Be02
	-14962	8			0.5	U			P40	1.0	03Ga.A
$^{24}\text{Ne}-^{22}\text{Ne}_{1,091}$	3009.62	0.42				2			MA8	1.0	03BLA
$^{24}\text{Mg}(^3\text{He}, ^8\text{Li})^{19}\text{Na}$	-32876	12				2			MSU		75Be38
$^{24}\text{Mg}(\alpha, ^8\text{He})^{20}\text{Mg}$	-60677	27				2			Tex		76Tr03
$^{24}\text{Mg}(^3\text{He}, ^6\text{He})^{24}\text{Mg}$	-27488	40	-27508	16	-0.5	2			Brk		70Me11
	-27512	18			0.2	2			MSU		71Tr03
$^{22}\text{Ne}(t,p)^{24}\text{Ne}$	5587	10	5587.6	0.4	0.1	U			LAI		61Si03 Z
$^{24}\text{Mg}(p,t)^{22}\text{Mg}$	-21194	3	-21197.4	1.3	-1.1	2			MSU		74Ha02
	-21198.3	1.5			0.6	2			MSU		74No07
$^{23}\text{Na}(n,\gamma)^{24}\text{Na}$	6959.50	0.12	6959.58	0.08	0.6	2			BNn		74Gr37 Z
	6959.67	0.14			-0.7	2			ILn		83Hu11 Z
	6959.38	0.08			2.5	B			Ptn		83Ti02
	6959.59	0.14			-0.1	2			Bdn		03Fi.A
$^{23}\text{Na}(p,\gamma)^{24}\text{Mg}$	11692.95	0.17	11692.684	0.013	-1.6	U			Wis		67Mo17Z
	11692.43	0.31			0.8	U					85Uh01 Z
$^{24}\text{Mg}(p,d)^{23}\text{Mg}$	-14307.5	1.5	-14306.6	1.3	0.6	1	74	74 $^{23}\text{Mg}$	MSU		74No07
$^{24}\text{Mg}(^7\text{Li}, ^8\text{He})^{23}\text{Al}$	-37397	27	-37393	20	0.1	R					01Ca37
$^{24}\text{Na}(\beta^-)^{24}\text{Mg}$	5511.5	1.0	5515.45	0.08	4.0	B					69Bo48
$^{24}\text{Mg}(p,n)^{24}\text{Al}$	-14660.0	2.9				2			Yal		69Ov01 Z
$^{24}\text{Mg}(\pi^+, \pi^-)^{24}\text{Si}$	-23588	52	-23666	19	-1.5	2					80Bu15
$^{25}\text{F}-\text{C}_{2,083}$	12210	150	12100	110	-0.5	2			TO2	1.5	88Wo09
	12120	151			-0.1	2			GA3	1.0	91Or01
	11990	130			0.6	2			TO4	1.5	91Zh24
$^{25}\text{Ne}-\text{C}_{2,083}$	-2293	32	-2263	28	0.9	2			P40	1.0	01Lu20
$^{25}\text{Mg}-\text{C}_{2,083}$	-14165	10	-14163.08	0.03	0.2	U			P40	1.0	03Ga.A
$^{23}\text{Na}(t,p)^{23}\text{Na}$	7488.8	1.2				2			Str		84An17
$^{24}\text{Mg}(n,\gamma)^{25}\text{Mg}$	7330.64	0.08	7330.58	0.03	-0.8	-			MMn		90Pr02 Z
	7330.69	0.05			-2.3	-			ORn		92Wa06
	7330.53	0.15			0.3	-			Bdn		03Fi.A
$^{24}\text{Mg}(p,\gamma)^{25}\text{Al}$	ave.	7330.67	0.04		-2.2	1	60	56 $^{25}\text{Mg}$			average
		2271.6	1.1	2271.6	0.5	0.0	2				71Ev01 Z
		2271.7	0.7			-0.2	2				72Pi07 Z
	2271.4	0.8			0.2	2					85Uh01 Z
$^{26}\text{F}-\text{C}_{2,167}$	19820	210	19620	180	-0.6	2			TO2	1.5	88Wo09
	19544	300			0.2	2			GA3	1.0	91Or01
	19490	210			0.4	2			TO4	1.5	91Zh24
$^{26}\text{Ne}-\text{C}_{2,167}$	448	90	461	29	0.1	2			GA3	1.0	91Or01
	461	33			0.0	2			P40	1.0	01Lu20
$^{26}\text{Na}-\text{C}_{2,167}$	-7367	7	-7367	6	0.0	2			P40	1.0	01Lu17
	-7367	14			0.0	2			P40	1.0	03Ga.A
$^{26}\text{Mg}-\text{C}_{2,167}$	-17407.014	0.034	-17407.071	0.030	-1.7	1	75	75 $^{26}\text{Mg}$	ST2	1.0	03Be02
	-17400	8			-0.9	U			P40	1.0	03Ga.A
$^{25}\text{Na}-^{26}\text{Na}_{,721} \text{ } ^{22}\text{Na}_{,284}$	-2881	33	*			U			P13	1.0	75Th08
	-2921	22	*			U			P13	1.0	75Th08
$^{26}\text{Al}(n,\alpha)^{23}\text{Na}$	2966.5	2.5	2965.95	0.06	-0.2	U					01Wa50
$^{26}\text{Mg}(^7\text{Li}, ^8\text{B})^{25}\text{Ne}$	-22050	100	-22120	26	-0.7	U			Brk		73Wi06
$^{26}\text{Mg}(^{13}\text{C}, ^{14}\text{O})^{25}\text{Ne}$	-19067	50	-18989	26	1.6	R			Can		85Wo04
$^{25}\text{Mg}(n,\gamma)^{26}\text{Mg}$	11093.10	0.06	11093.07	0.03	-0.4	-			MMn		90Pr02 Z
	11093.23	0.05			-3.1	-			ORn		92Wa06 Z
	11093.16	0.22			-0.4	U			Bdn		03Fi.A
$^{25}\text{Mg}(p,\gamma)^{26}\text{Al}$	ave.	11093.18	0.04		-2.7	1	61	40 $^{25}\text{Mg}$			average
		6306.39	0.11	6306.45	0.05	0.6	-				85Be17 Z
		6306.38	0.08			0.9	-		Utr		91Ki04 Z

Item	Input value		Adjusted value		$v_i$	Dg	Sig	Main flux	Lab	F	Reference	
$^{25}\text{Mg}(p,\gamma)^{26}\text{Al}$	ave.	6306.38	0.06	6306.45	0.05	1.1	1	71	67	$^{26}\text{Al}$	average	
$^{26}\text{Mg}(\pi^-, \pi^+)^{26}\text{Ne}$		-17676	72	-17666	27	0.1	R				80Na12	
$^{26}\text{Mg}(t, ^3\text{He})^{26}\text{Na}$		-9292	20	-9334	6	-2.1	U			LAl	74FI01	
$^{26}\text{Mg}(^7\text{Li}, ^7\text{Be})^{26}\text{Na}$		-10182	40	-10214	6	-0.8	U			ChR	72Ba35 *	
$^{26}\text{Mg}(p,n)^{26}\text{Al}$		-4786.25	0.12	-4786.62	0.06	-3.1	1	23	22	$^{26}\text{Al}$	Auc	94Br11 *
$^{26}\text{Mg}(^3\text{He}, t)^{26}\text{Al}-^{14}\text{N}(^14\text{O})$		1139.43	0.13	1139.67	0.11	1.8	1	65	58	$^{14}\text{O}$	ChR	87Ko34 *
$^{26}\text{Mg}(^7\text{Li}, ^7\text{Be})^{26}\text{Na}$	Q=-10222(30) corrected for contribution of unresolved 82.5 level										Ens90 **	
$^{26}\text{Mg}(p,n)^{26}\text{Al}$	T=5209.46(0.12) to $^{26}\text{Al}^m$ at 228.305										AHW **	
$^{26}\text{Mg}(^3\text{He}, t)^{26}\text{Al}-^{14}\text{N}(^14\text{O})$	Q(to 1057.740(0.023) level)- $^{14}\text{N}(^14\text{O})$ O=81.69(0.13)										82Al19 **	
$^{27}\text{F}-\text{C}_{2,25}$		27500	700	26760	400	-0.7	2			TO2	1.5 88Wo09	
		26005	770			1.0	2			GA3	1.0 91Or01	
		27100	900			-0.3	2			TO4	1.5 91Zh24	
		26900	580			-0.2	2			GA5	1.0 99Sa.A	
$^{27}\text{Ne}-\text{C}_{2,25}$		7470	300	7590	120	0.4	2			GA1	1.0 87Gi05	
		7567	172			0.1	2			GA3	1.0 91Or01	
		7670	130			-0.4	2			TO4	1.5 91Zh24	
$^{27}\text{Na}-\text{C}_{2,25}$		-5922	11	-5923	4	-0.1	1	12	12	$^{27}\text{Na}$	P40	1.0 01Lu17
$^{27}\text{Na}-^{27}\text{Al}$		12538	4	12538	4	0.0	1	88	88	$^{27}\text{Na}$	P40	1.0 01Lu17
$^{26}\text{Na}-^{27}\text{Na}, ^{770}^{22}\text{Na}, ^{236}$		-1437	86	-1391	6	0.5	U			P13	1.0 75Th08	
$^{27}\text{Al}(p,\alpha)^{24}\text{Mg}$		1601.3	0.5	1600.96	0.12	-0.7	U			Zur	67St30 Z	
		1600.06	0.21			4.3	B			Utr	78Ma23 Z	
$^{26}\text{Mg}(^{18}\text{O}, ^{17}\text{F})^{27}\text{Na}$		-13295	55	-13430	4	-2.5	F			Mun	78Pa12 *	
		-13433	60			0.0	U			Can	85Fi08	
$^{26}\text{Mg}(n,\gamma)^{27}\text{Mg}$		6443.26	0.08	6443.39	0.04	1.6	2			MMn	90Pr02 Z	
		6443.44	0.05			-1.1	2			ORn	92Wa06 Z	
		6443.35	0.13			0.3	2			Bdn	03Fi.A	
$^{26}\text{Mg}(p,\gamma)^{27}\text{Al}$		8270.8	0.5	8271.05	0.12	0.5	-			Utr	59An33 *	
		8271.2	0.5			-0.3	-				63Va24 Z	
		8271.3	0.5			-0.5	-			Utr	78Ma24 *	
	ave.	8271.10	0.29			-0.2	1	17	16	$^{27}\text{Al}$	average	
$^{27}\text{Al}(p,n)^{27}\text{Si}$		-5593.8	0.26	-5594.70	0.10	-3.5	F			Auc	77Na24 *	
		-5594.27	0.11			-3.9	F			Auc	85Wh03 *	
		-5594.72	0.10				2			Auc	94Br37 Z	
$^{26}\text{Mg}(^{18}\text{O}, ^{17}\text{F})^{27}\text{Na}$	Shape of peak raises doubt on centroid determination										GAu **	
$^{26}\text{Mg}(p,\gamma)^{27}\text{Al}$	E(p)=338.65(0.12) to 8596.8(0.5) level										78Ma24 **	
$^{26}\text{Mg}(p,\gamma)^{27}\text{Al}$	E(p)=338.21(0.30) to 8596.8(0.5) level										78Ma24 **	
$^{26}\text{Mg}(p,\gamma)^{27}\text{Al}$	E(p)=809.90(0.05.Z) to 9050.7(0.5.Z) level										78Ma24 **	
$^{27}\text{Al}(p,n)^{27}\text{Si}$	F: Measurement contains error										94Br37 **	
$^{28}\text{Ne}-\text{C}_{2,333}$		11958	238	12070	160	0.5	2			GA3	1.0 91Or01	
		12160	140			-0.4	2			TO4	1.5 91Zh24	
$^{28}\text{Na}-\text{C}_{2,333}$		-1097	96	-1062	14	0.4	U			GA3	1.0 91Or01	
		-1062	14			0.0	1	100	100	$^{28}\text{Na}$	P40	1.0 01Lu17
$^{28}\text{Mg}-\text{C}_{2,333}$		-16134	15	-16123.2	2.2	0.7	U			P40	1.0 03Ga.A	
$^{28}\text{Si}-\text{C}_{2,333}$		-23073.43	0.30	-23073.4675	0.0019	-0.1	U			ST1	1.0 93Je06	
		-23073.00	0.27			-0.7	U			OH1	2.5 94Go.A	
		-23073.466	0.008			-0.2	U			ST2	1.0 02Be64	
$\text{C}_2 \text{D}_2-^{28}\text{Si}$		51277.0224	0.0024	51277.0232	0.0018	0.3	1	58	57	$^{28}\text{Si}$	MII	1.0 95Di08
$^{15}\text{N}_2-^{28}\text{Si} \text{H}_2$		7641.2007	0.0024	7641.1998	0.0018	-0.4	1	58	43	$^{28}\text{Si}$	MII	1.0 95Di08
$^{28}\text{Si}_2-^{16}\text{O}-^{35}\text{Cl} \text{ } ^{37}\text{Cl}$		14013.07	0.70	14012.41	0.07	-0.6	U			H46	1.5 93Nx02	
$^{26}\text{Na}-^{28}\text{Na}, ^{619}^{22}\text{Na}, ^{394}$		-4203	87	-4208	10	-0.1	U			P13	1.0 75Th08	
$^{28}\text{Si}(^3\text{He}, ^8\text{Li})^{23}\text{Al}$		-34274	25	-34278	19	-0.2	2			MSU	75Be38	
$^{28}\text{Si}(\alpha, ^8\text{He})^{24}\text{Si}$		-61433	21	-61421	21	0.6	R			Tex	80Tr04	
$^{28}\text{Si}(^3\text{He}, ^6\text{He})^{25}\text{Si}$		-27981	10				2			MSU	72Be12	

Item	Input value		Adjusted value	$v_i$	Dg	Sig	Main flux	Lab	F	Reference
$^{28}\text{Si}(p,t)^{26}\text{Si}$	-22009	3				2		MSU		74Ha02
$^{27}\text{Al}(n,\gamma)^{28}\text{Al}$	7725.02	0.20	7725.10	0.06	0.4	U		BNn		78St25 Z
	7725.02	0.10			0.8	2				81Su.A Z
	7725.14	0.09			-0.4	2		ILn		82Sc14 Z
	7725.17	0.15			-0.5	2		Bdn		03Fi.A
$^{27}\text{Al}(p,\gamma)^{28}\text{Si}$	11584.89	0.30	11585.11	0.12	0.7	-		Utr		78Ma23 Z
	ave. 11585.12	0.13			-0.1	1	84 84 $^{27}\text{Al}$			average
$^{27}\text{Al}(p,\gamma)^{28}\text{Si}^r$	-956.15	0.03	-956.139	0.025	0.3	2		Utr		78Ma23 Z
	-956.025	0.020			-5.7	B		Auc		94Br37 Z
	-956.13	0.05			-0.4	2				98Wa.A Z
$^{28}\text{Si}(^7\text{Li}, ^8\text{He})^{27}\text{P}$	-37513	40	-37466	27	1.2	R				01Ca37
$^{28}\text{Mg}(\beta^-)^{28}\text{Al}$	1831.8	2.0			0.1	3				54O103
$^{28}\text{Si}^r(\text{IT})^{28}\text{Si}$	12541.23	0.14	12541.25	0.12	0.1	R		Utr		90En02 Z
$^{28}\text{Si}(p,n)^{28}\text{P}$	-15118.3	4.1	-15116	3	0.5	2		Yal		69Ov01 Z
	-15112.3	6.			-0.7	2		BNL		71Go18 Z
$^{28}\text{Si}(\pi^+, \pi^-)^{28}\text{S}$	-24544	160				2				82Mo12 *
* $^{28}\text{Si}(\pi^+, \pi^-)^{28}\text{S}$	Original -24603(160)	recalibrated to $^{16}\text{O}(\pi^+, \pi^-)^{16}\text{Ne}$	Q=-27704(20)							GAu **
$^{29}\text{Ne}-\text{C}_{2,417}$	19433	551	19390	290	-0.1	2		GA3	1.0	91Or01
	19300	400			0.1	2		TO4	1.5	91Zh24
	19400	410			0.0	2		GA5	1.0	00Sa21
$^{29}\text{Na}-\text{C}_{2,417}$	2838	143	2861	14	0.2	U		GA3	1.0	91Or01
	2861	14			0.0	1	100 100 $^{29}\text{Na}$	P40	1.0	01Lu17
$^{29}\text{Mg}-\text{C}_{2,417}$	-11400	15				2		P40	1.0	03Ga.A
$^{26}\text{Na}-^{29}\text{Na}_{.512} \quad ^{22}\text{Na}_{.506}$	-5763	91	-5604	9	1.2	U		P10	1.5	75Th08
	-5576	66			-0.4	U		P13	1.0	75Th08
$^{18}\text{O}(^{13}\text{C}, 2p)^{29}\text{Mg}$	-1456	50	-1615	14	-3.2	B				81Pa17
$^{26}\text{Mg}(^{11}\text{B}, ^8\text{B})^{29}\text{Mg}$	-19720	50	-19849	14	-2.6	U		Brk		74Sc26
$^{26}\text{Mg}(^{18}\text{O}, ^{15}\text{O})^{29}\text{Mg}$	-9207	55	-9233	14	-0.5	U		Mun		78Pa12
	-9250	45			0.4	U		Can		85Fi08
$^{27}\text{Al}(t,p)^{29}\text{Al}$	8679.5	1.2				2		Str		84An17
$^{28}\text{Si}(n,\gamma)^{29}\text{Si}$	8473.6	0.3	8473.566	0.021	-0.1	o		MMn		80Is02 Z
	8473.61	0.04			-1.1	2		MMn		90Is02 Z
	8473.55	0.04			0.4	2		ORn		92Ra19 Z
	8473.5509	0.0300			0.5	2		PTB		97Ro26 *
	8473.54	0.17			0.2	U		Bdn		03Fi.A
$^{28}\text{Si}(p,\gamma)^{29}\text{P}$	2747.1	1.7	2748.8	0.6	1.0	U				73Ba35 Z
	2748.8	0.6				2				74By01 Z
* $^{28}\text{Si}(n,\gamma)^{29}\text{Si}$	Original error 0.0005	increased for calibration								GAu **
$^{30}\text{Ne}-\text{C}_{2,5}$	23872	884	24800	610	1.1	2		GA3	1.0	91Or01
	25660	850			-1.0	2		GA5	1.0	00Sa21
$^{30}\text{Na}-\text{C}_{2,5}$	9126	218	8976	27	-0.7	U		GA3	1.0	91Or01
	9330	130			-1.8	U		TO4	1.5	91Zh24
	8976	27				2		P40	1.0	01Lu17
$^{30}\text{Mg}-\text{C}_{2,5}$	-9700	230	-9566	9	0.4	o		TO1	1.5	86Vi09
	-9597	98			0.3	U		GA3	1.0	91Or01
	-9490	110			-0.5	U		TO4	1.5	91Zh24
	-9566	9				2		P40	1.0	03Ga.A
$^{26}\text{Na}-^{30}\text{Na}_{.433} \quad ^{22}\text{Na}_{.591}$	-7515	117	*			U		P13	1.0	75Th08
$^{26}\text{Mg}(^{18}\text{O}, ^{14}\text{O})^{30}\text{Mg}$	-16234	55	-16093	8	2.6	B		Mun		78Pa12 *
$^{29}\text{Si}(n,\gamma)^{30}\text{Si}$	10609.6	0.3	10609.199	0.022	-1.3	o		MMn		80Is02 Z
	10609.21	0.04			-0.3	3		MMn		90Is02 Z
	10609.24	0.05			-0.8	3		ORn		92Ra19 Z
	10609.1776	0.0300			0.7	3		PTB		97Ro26 *
	10609.23	0.21			-0.1	U		Bdn		03Fi.A
$^{29}\text{Si}(p,\gamma)^{30}\text{P}$	5594.5	0.4	5594.5	0.3	0.0	3				85Re02
	5594.5	0.5			0.0	3				96Wa33

Item	Input value	Adjusted value	$v_i$	Dg	Sig	Main flux	Lab	F	Reference
$^{30}\text{Na}(\beta^-)^{30}\text{Mg}$	17167	330	17272	27	0.3	U			83De04 *
$^{30}\text{Si}(t,^3\text{He})^{30}\text{Al}$	-8520	40	-8542	14	-0.5	4			69Aj03
	-8545	15			0.2	4			87Pe06
$^{26}\text{Mg}(^{18}\text{O},^{14}\text{O})^{30}\text{Mg}$	Tentative, say authors; four counts only								AHW **
$^{29}\text{Si}(n,\gamma)^{30}\text{Si}$	Original error 0.0005 increased for calibration								GAu **
$^{30}\text{Na}(\beta^-)^{30}\text{Mg}$	Calculated from 3 values used as calibrators								GAu **
$^{31}\text{Na}-C_{2.583}$	13559	327	13590	230	0.1	2	GA3	1.0	91Or01
	13610	210			-0.1	2	TO4	1.5	91Zh24
$^{31}\text{Mg}-C_{2.583}$	-3830	220	-3454	13	1.1	o	TO1	1.5	86Vi09
	-3520	180			0.4	o	GA1	1.0	87Gi05
	-3458	149			0.0	U	GA3	1.0	91Or01
	-3370	120			-0.5	U	TO4	1.5	91Zh24
	-3454	13			2		P40	1.0	03Ga.A
$^{31}\text{P}(p,\alpha)^{28}\text{Si}$	1915.8	0.2	1915.97	0.18	0.8	1	84 84 $^{31}\text{P}$	Zur	67Si30
$^{30}\text{Si}(^{18}\text{O},^{17}\text{F})^{31}\text{Al}$	-12200	25	-12213	20	-0.5	4			88Wo02
	-12237	35			0.7	4	Ber		89Bo.A
$^{30}\text{Si}(n,\gamma)^{31}\text{Si}$	6587.32	0.20	6587.395	0.026	0.4	U	MMn		90Is02 Z
	6587.39	0.05			0.1	4	ORn		92Ra19 Z
	6587.3970	0.0300			-0.1	4	PTB		97Ro26 *
	6587.39	0.14			0.0	U	Bdn		03Fi.A
$^{30}\text{Si}(n,\gamma)^{31}\text{Si}$	Original error 0.0005 increased for calibration								GAu **
$^{32}\text{Na}-C_{2.667}$	19720	636	20470	380	1.2	2	GA3	1.0	91Or01
	19900	1100			0.3	2	TO4	1.5	91Zh24
	20980	500			-1.0	2	GA5	1.0	00Sa21
$^{32}\text{Mg}-C_{2.667}$	-800	260	-1025	19	-0.6	o	TO1	1.5	86Vi09
	-890	270			-0.5	U	GA1	1.0	87Gi05
	-924	214			-0.5	U	GA3	1.0	91Or01
	-820	130			-1.1	U	TO4	1.5	91Zh24
	-1142	113			1.0	o	P40	1.0	01Lu20
	-1025	19			2		P40	1.0	03Ga.A
$^{32}\text{Al}-C_{2.667}$	-11870	200	-11880	90	0.0	2	GA1	1.0	87Gi05
	-11877	104			0.0	2	GA3	1.0	91Or01
$^{32}\text{Ar}-^{39}\text{K}_{821}$	27434.8	1.9			2		MA8	1.0	03Bl.1
$^{32}\text{S}(^3\text{He},^8\text{Li})^{27}\text{P}$	-31277	35	-31314	26	-1.1	2	MSU		77Be13
$^{32}\text{S}(^3\text{He},^6\text{He})^{29}\text{S}$	-25520	50			2		MSU		73Be09
$^{30}\text{Si}(t,p)^{32}\text{Si}$	7307	1	7308.81	0.04	1.8	U	Str		80An.A
$^{32}\text{S}(p,t)^{30}\text{S}$	-19614	3			2		MSU		74Ha02
$^{31}\text{Si}(n,\gamma)^{32}\text{Si}$	9203.2180	0.0300			5		PTB		97Ro26 *
$^{31}\text{P}(n,\gamma)^{32}\text{P}$	7935.73	0.16	7935.65	0.04	-0.5	U	MMn		85Ke11 Z
	7935.65	0.04			2		ILn		89Mi16 Z
	7935.60	0.16			0.3	U	Bdn		03Fi.A
$^{31}\text{P}(p,\gamma)^{32}\text{S}$	8864.9	0.9	8863.78	0.21	-1.2	-			72Co13
	8865.6	1.0			-1.8	-			73Ve08 Z
	8865.1	0.9			-1.5	-			74Vi02
	ave.	8864.5			-1.8	1	25 16 $^{31}\text{P}$		average
$^{32}\text{S}(p,d)^{31}\text{S}$	-12817.8	1.5			2		MSU		73Mo23
$^{32}\text{Na}(\beta^-)^{32}\text{Mg}$	18300	1400	20020	360	1.2	U			83De04
$^{32}\text{Si}(\beta^-)^{32}\text{P}$	221.4	1.2	224.31	0.19	2.4	U			84Po09
$^{32}\text{P}(\beta^-)^{32}\text{S}$	1710.1	0.7	1710.48	0.22	0.5	R			68Fi04
$^{32}\text{S}(p,n)^{32}\text{Cl}$	-13470	14	-13468	7	0.1	2	Yal		69Ov01 Z
	-13470	9			0.2	2	BNL		71Go18 Z
$^{32}\text{S}(^3\text{He},t)^{32}\text{Cl}$	-12699	15	-12705	7	-0.4	2			89Je07

Item	Input value		Adjusted value		$v_i$	Dg	Sig	Main flux Lab	$F$	Reference	
$^{32}\text{S}(\pi^+, \pi^-)^{32}\text{Ar}$	-22815	50	-22793.5	1.8	0.4	U				80Bu15	
$^{*31}\text{Si}(n, \gamma)^{32}\text{Si}$	Original error 0.0005 increased for calibration									GAu	**
$^{33}\text{Na}-C_{2.75}$	27386	1601	26720	940	-0.4	2		GA3	1.0	91Or01	
	26370	1160			0.3	2		GA5	1.0	00Sa21	
$^{33}\text{Mg}-C_{2.75}$	5460	900	5254	21	-0.2	o		GA1	1.0	87Gi05	
	5203	318			0.2	U		GA3	1.0	91Or01	
	5710	180			-1.7	U		TO4	1.5	91Zh24	
	5254	21				2		P40	1.0	03Ga.A	
$^{33}\text{Al}-C_{2.75}$	-9250	160	-9160	80	0.6	2		GA1	1.0	87Gi05	
	-9167	142			0.1	2		GA3	1.0	91Or01	
	-9020	120			-0.8	2		TO4	1.5	91Zh24	
$^{33}\text{Ar}-^{36}\text{Ar}_{.917}$	19689.2	4.5	19686.8	0.5	-0.5	U		MA6	1.0	01He29	
$^{33}\text{Ar}-^{39}\text{K}_{.846}$	20629.86	0.43				2		MA8	1.0	03Bl.1	
$^{33}\text{S}(n, \alpha)^{30}\text{Si}$	3496.9	5.0	3493.33	0.14	-0.7	U				01Wa50	
$^{32}\text{S}(n, \gamma)^{33}\text{S}$	8641.5	0.3	8641.615	0.029	0.4	o		MMn		80Is02 Z	
	8641.82	0.10			-2.1	-		ORn		83Ra04 Z	
	8641.60	0.03			0.5	-		MMn		85Ke08 Z	
	8641.81	0.17			-1.1	U		Bdn		03Fi.A	
	ave.	8641.618	0.029		-0.1	1	100 91 $^{32}\text{S}$			average	
$^{32}\text{S}(p, \gamma)^{33}\text{Cl}$	2276.4	0.9	2276.7	0.4	0.3	2				59Ku79	
	2276.8	0.5			-0.2	2				76Al01	
$^{33}\text{Si}(\beta^-)^{33}\text{P}$	5768	50	5845	16	1.5	R				73Go33	
$^{33}\text{P}(\beta^-)^{33}\text{S}$	249	2	248.5	1.1	-0.2	2				54Ni06	
	248.3	1.3			0.2	2				84Po09	
$^{34}\text{Mg}-C_{2.833}$	8855	476	9460	250	1.3	2		GA3	1.0	91Or01	
	9190	350			0.5	2		TO4	1.5	91Zh24	
	9900	350			-1.3	2		GA5	1.0	00Sa21	
$^{34}\text{Al}-C_{2.833}$	-3400	250	-3150	120	1.0	2		GA1	1.0	87Gi05	
	-3262	218			0.5	2		GA3	1.0	91Or01	
	-2940	120			-1.2	2		TO4	1.5	91Zh24	
$^{34}\text{Ar}-^{36}\text{Ar}_{.944}$	10907.4	3.8	10908.7	0.4	0.3	U		MA6	1.0	01He29	
$^{34}\text{Ar}-^{39}\text{K}_{.872}$	11919.02	0.36				2		MA8	1.0	02He23	
$^{33}\text{S}(n, \gamma)^{34}\text{S}$	11417.12	0.10	11417.11	0.09	-0.1	-		ORn		83Ra04 Z	
	11417.22	0.23			-0.5	-		Bdn		03Fi.A	
	ave.	11417.14	0.09		-0.3	1	92 87 $^{33}\text{S}$			average	
$^{33}\text{S}(p, \gamma)^{34}\text{Cl}$	5142.42	0.20	5142.75	0.12	1.7	-		Oak		83Ra04 *	
	5142.4	0.3			1.2	-		Utr		83Wa27 Z	
	5143.29	0.20			-2.7	-		Auc		94Li20	
	ave.	5142.77	0.13		-0.2	1	91 87 $^{34}\text{Cl}$			average	
$^{34}\text{S}(p, n)^{34}\text{Cl}$	-6273.11	0.25	-6274.36	0.15	-5.0	F		Auc		92Ba.A *	
$^{34}\text{S}(\beta^+ \text{He}, t)^{34}\text{Cl}$	-5510.8	0.4	-5510.60	0.15	0.5	1	13 13 $^{34}\text{Cl}$	Mun		77Vo02	
$^{*33}\text{S}(p, \gamma)^{34}\text{Cl}$	E(p)=974.76(0.15,Z) to 6088.20(0.10,Z) level										83Ra04 **
$^{*34}\text{S}(p, n)^{34}\text{Cl}$	F: disturbed by resonance; at least 0.5 uncertain										94Li20 **
$^{35}\text{Mg}-C_{2.917}$	18669	1721	17340#	430#	-0.8	D		GA3	1.0	91Or01 *	
	18830	1070			-1.4	D		GA5	1.0	00Sa21 *	
$^{35}\text{Al}-C_{2.917}$	-340	460	-140	190	0.4	2		GA1	1.0	87Gi05	
	-296	298			0.5	2		GA3	1.0	91Or01	
	80	190			-0.8	2		TO4	1.5	91Zh24	
$C_3-^{35}\text{Cl} \text{ H}$	23322.239	0.034	23322.29	0.04	0.9	1	62 62 $^{35}\text{Cl}$	B07	1.5	71Sm01	
$C_5 \text{ H}_{10}-^{35}\text{Cl}_2$	140545.01	0.13	140544.96	0.08	-0.3	1	17 17 $^{35}\text{Cl}$	B07	1.5	71Sm01	
$^{34}\text{S}(n, \gamma)^{35}\text{S}$	6986.00	0.10	6985.88	0.04	-1.2	-		ORn		83Ra04 Z	
	6985.84	0.05			0.9	-		MMn		85Ke08 Z	
	6986.09	0.14			-1.5	-		Bdn		03Fi.A	
	ave.	6985.89	0.04		-0.2	1	99 95 $^{34}\text{S}$			average	

Item	Input value		Adjusted value		$v_i$	Dg	Sig	Main flux Lab	$F$	Reference
$^{34}\text{S}(p,\gamma)^{35}\text{Cl}$	6370.7	0.4	6370.72	0.10	0.1	U				76Sp08 Z
	6370.70	0.20			0.1	U	Oak			83Ra04 *
$^{35}\text{S}(\beta^-)^{35}\text{Cl}$	167.4	0.2	167.18	0.09	-1.1	B				57Co62 *
	166.80	0.15			2.6	B				85Al11 *
	167.288	0.030			-3.5	B				85Ap01 *
	166.93	0.2			1.3	o				85Ma59
	167.4	0.1			-2.2	B				85Oh06 *
	166.7	0.2			2.4	B				89Si04 *
	167.56	0.03			-12.5	B				92Ch27 *
	167.35	0.10			-1.7	B				93Ab11 *
	167.23	0.10			-0.5	B				93Be21 *
	167.27	0.10			-0.9	B				93Mo01 *
	167.222	0.095			-0.4	1	96 95 $^{35}\text{S}$			Averag *
$^{35}\text{Cl}(p,n)^{35}\text{Ar}$	-6747.2	1.6	-6748.5	0.7	-0.8	2	Har			75Fr.A Z
	-6747.9	1.0			-0.6	2	Auc			77Wh03 Z
	-6751.9	1.8			1.9	2	Mtr			78Az01 Z
$^{35}\text{Mg}-\text{C}_{2,917}$	Average GA3+GA5 18790(910)									GAu **
$^{35}\text{Mg}-\text{C}_{2,917}$	Systematical trends suggest $^{35}\text{Mg}$ 1350 more bound									CTh **
$^{34}\text{S}(p,\gamma)^{35}\text{Cl}$	E(p)=1264.97(0.13,Z) to 7598.91(0.15,Z) level									83Ra04 **
$^{35}\text{S}(\beta^-)^{35}\text{Cl}$	Adopted: simple average and dispersion of 9 data									GAu **
$^{36}\text{Mg}-\text{C}_3$	24930	1610	23000#	540#	-1.2	D	GA5	1.0		00Sa21 *
$^{36}\text{Al}-\text{C}_3$	6187	421	6210	230	0.0	2	GA3	1.0		91Or01
	6500	400			-0.5	2	TO4	1.5		91Zh24
	6140	310			0.2	2	GA5	1.0		00Sa21
$^{36}\text{Si}-\text{C}_3$	-13490	320	-13400	130	0.3	2	GA1	1.0		87Gi05
	-13578	191			0.9	2	GA3	1.0		91Or01
	-13110	150			-1.3	2	TO4	1.5		91Zh24
$^{36}\text{Ar}-\text{C}_3$	-32454.895	0.029	-32454.894	0.029	0.0	1	99 99 $^{36}\text{Ar}$	1.0		03Fr08
$^{36}\text{Ar}(^3\text{He}, ^8\text{Li})^{31}\text{Cl}$	-29180	50				2	MSU			77Be13
$^{36}\text{S}(^{48}\text{Ca}, ^{51}\text{V})^{33}\text{Al}$	-14150	140	-14150	70	0.0	R	Dar			86Wo07
$^{36}\text{S}(^{14}\text{C}, ^{17}\text{O})^{33}\text{Si}$	-6380	20	-6343	16	1.9	2	Mun			84Ma49
$^{36}\text{S}(^{11}\text{B}, ^{14}\text{N})^{33}\text{Si}$	-4311	30	-4367	16	-1.9	2	Can			85Fi03
$^{36}\text{Ar}(^3\text{He}, ^6\text{He})^{33}\text{Ar}$	-23512	30	-23511.3	0.9	0.0	U	MSU			74Na07
$^{36}\text{S}(^{11}\text{B}, ^{13}\text{N})^{34}\text{Si}$	-7327	25	-7385	14	-2.3	2	Can			85Fi03
$^{36}\text{S}(^{14}\text{C}, ^{16}\text{O})^{34}\text{Si}$	-2989	20	-2950	14	1.9	2	Mun			84Ma49
$^{36}\text{S}(^{64}\text{Ni}, ^{66}\text{Zn})^{34}\text{Si}$	-8903	33	-8907	14	-0.1	2	Dar			86Sm05 *
$^{36}\text{S}(d,\alpha)^{34}\text{P}$	4604.4	5				2				82So.A *
$^{36}\text{Ar}(p,t)^{34}\text{Ar}$	-19513	3	-19515.2	0.4	-0.7	U	MSU			74Ha02
$^{36}\text{S}(^{14}\text{C}, ^{15}\text{O})^{35}\text{Si}$	-16184	50	-16140	40	0.9	2	Mun			84Ma49
$^{36}\text{S}(^{13}\text{C}, ^{14}\text{O})^{35}\text{Si}$	-21122	60	-21190	40	-1.1	2	Can			86Fi06
$^{36}\text{S}(^{64}\text{Ni}, ^{65}\text{Zn})^{35}\text{Si}$	-17250	100	-17490	40	-2.4	B	Dar			86Sm05 *
$^{36}\text{S}(d,^3\text{He})^{35}\text{P}$	-7607	5	-7601.8	1.9	1.0	2	BNL			84Th08
	-7601	2			-0.4	2	Hei			85Kh04
$^{35}\text{Cl}(n,\gamma)^{36}\text{Cl}$	8579.73	0.20	8579.63	0.06	-0.5	U	BNn			78St25 Z
	8579.7	0.3			-0.2	o	MMn			80Is02 Z
	8579.81	0.20			-0.9	U	MMn			81Ke02 Z
	8579.66	0.10			-0.3	-				81Su.A Z
	8579.61	0.09			0.3	-	ILn			82Kr12 Z
	8579.67	0.17			-0.2	-	Bdn			03Fi.A
	ave.	8579.64	0.06		0.0	1	98 97 $^{36}\text{Cl}$			average
$^{35}\text{Cl}(p,\gamma)^{36}\text{Ar}$	8506.1	0.5	8506.97	0.05	1.7	U				72Ho40 Z
$^{36}\text{S}(^7\text{Li}, ^7\text{Be})^{36}\text{P}$	-11277	27	-11275	13	0.1	2	Can			85Dr06
$^{36}\text{S}(^{14}\text{C}, ^{14}\text{N})^{36}\text{P}$	-10256	15	-10257	13	0.0	2	Mun			84Ma49
$^{36}\text{S}(p,n)^{36}\text{Cl}$	-1924.64	0.31	-1924.56	0.19	0.2	1	39 35 $^{36}\text{S}$			01Wa50
$^{36}\text{Cl}(\beta^-)^{36}\text{Ar}$	708.7	0.6	709.68	0.08	1.6	U				67Sp06



Item	Input value	Adjusted value	$v_i$	Dg	Sig	Main flux	Lab	F	Reference	
$^{36}\text{Ar}(p,n)^{36}\text{K}$	-13588.3	8.			2		BNL		71Go18 Z	
* $^{36}\text{Mg}-\text{C}_3$	Systematical trends suggest $^{36}\text{Mg}$ 1800 more bound								GAU **	
* $^{36}\text{S}(^{64}\text{Ni}, ^{66}\text{Zn})^{34}\text{Si}$	Calibrated with $^{36}\text{S}(^{64}\text{Ni}, ^{62}\text{Ni})\text{M}=-26862(12)$ now $-26861(7)$								AHW **	
* $^{36}\text{S}(d,\alpha)^{34}\text{P}$	Original error 1.2 judged too small								GAU **	
* $^{36}\text{S}(^{64}\text{Ni}, ^{65}\text{Zn})^{35}\text{Si}$	$\text{M}-\text{A}=-14482(59)$ for average of ground-state and 54, 114, 207 levels								86Sm05**	
$^{37}\text{Al}-\text{C}_{3,083}$	10310	579	10680	360	0.6	2			91Or01	
	10900	450			-0.5	2	GA5	1.0	00Sa21	
$^{37}\text{Si}-\text{C}_{3,083}$	-7310	305	-7060	180	0.8	2	GA3	1.0	91Or01	
	-6930	150			-0.6	2	TO4	1.5	91Zh24	
$\text{C}_2 \text{D}_8 - ^{37}\text{Cl} \text{H}_3$	123436.51	0.12	123436.54	0.05	0.1	1	8 8 $^{37}\text{Cl}$	B07	1.5	71Sm01
$\text{C}_3 \text{H}_6 \text{O}_2 - ^{37}\text{Cl}_2$	104974.24	0.08	104974.25	0.10	0.1	1	71 71 $^{37}\text{Cl}$	B07	1.5	71Sm01
$\text{D}_2 \text{ } ^{35}\text{Cl}-\text{H}_2 \text{ } ^{37}\text{Cl}$	15503.80	0.09	15503.58	0.06	-1.0	1	8 5 $^{37}\text{Cl}$	H31	2.5	77So02
$\text{C}_2 \text{H}_3 - ^{35}\text{Cl} \text{ } ^{37}\text{Cl}$	159145.17	0.12	159145.11	0.07	-0.3	1	13 8 $^{37}\text{Cl}$	B07	1.5	71Sm01
$^{36}\text{S}(^{18}\text{O}, ^{17}\text{F})^{37}\text{P}$	-14410	40	-14400	40	0.2	2		Can		88Or.A *
$^{36}\text{S}(^{48}\text{Ca}, ^{47}\text{Sc})^{37}\text{P}$	-11490	120	-11550	40	-0.5	2		Dar		88Fi04 *
$^{36}\text{S}(n,\gamma)^{37}\text{S}$	4303.52	0.12	4303.60	0.06	0.7	2		ORn		84Ra09 Z
	4303.61	0.09			-0.1	2		Bdn		03Fi.A
$^{36}\text{S}(d,p)^{37}\text{S}$	2079.12	0.13	2079.04	0.06	-0.6	2				84Pi03
$^{36}\text{S}(p,\gamma)^{37}\text{Cl}$	8386.47	0.23	8386.43	0.19	-0.2	1	66 65 $^{36}\text{S}$	Utr		84No05 Z
$^{36}\text{Ar}(n,\gamma)^{37}\text{Ar}$	8791.1	1.0	8787.44	0.21	-3.7	B				68Wi25 Z
	8788.8	1.2			-1.1	U				70Ha56 Z
	8789.9	0.9			-2.7	U		Bdn		03Fi.A
$^{36}\text{Ar}(p,\gamma)^{37}\text{K}$	1857.63	0.09				2		Utr		88De03 Z
$^{37}\text{Cl}(p,n)^{37}\text{Ar}$	-1595.4	1.0	-1596.22	0.20	-0.8	U		MIT		52Sc09 Z
	-1596.8	1.0			0.6	U		Duk		66Pa18 Z
	-1596.22	0.20				2		PTB		98Bo30
	-1596.3	1.0			0.1	U				01Wa50
* $^{36}\text{S}(^{18}\text{O}, ^{17}\text{F})^{37}\text{P}$	And $\text{Q}=-13650(40)$ , $\text{M}=-19750(40)$ if other peak is ground-state one								88Or.A **	
* $^{36}\text{S}(^{48}\text{Ca}, ^{47}\text{Sc})^{37}\text{P}$	And $\text{Q}=-11569(80)$ , $\text{M}=-18980(80)$ if other peak due to $^{47}\text{Sc}$ 807.89 level								88Fi04 **	
$^{38}\text{Al}-\text{C}_{3,167}$	15240	1500	17230	780	1.3	2		GA4	1.0	00Sa21
	17980	920			-0.8	2		GA5	1.0	00Sa21
$^{38}\text{Si}-\text{C}_{3,167}$	-4510	180	-4370	150	0.8	2		GA4	1.0	00Sa21
	-4020	290			-0.8	2		TO4	1.5	91Zh24
	-4100	320			-0.8	2		GA5	1.0	00Sa21
$^{38}\text{P}-\text{C}_{3,167}$	-15910	140	-15840	110	0.5	2		GA4	1.0	00Sa21
	-15530	150			-1.4	2		TO4	1.5	91Zh24
	-16110	310			0.9	2		GA5	1.0	00Sa21
$^{38}\text{Ar}-^{39}\text{K}_{974}$	-1917.88	0.37	-1917.9	0.3	-0.1	1	71 69 $^{38}\text{Ar}$	MA8	1.0	02He23
$^{35}\text{Cl}(\alpha,n)^{38}\text{K}$	-5862.1	1.5	-5859.3	0.4	1.9	U		Mun		76Sh24 Z
	-5858.7	2.9			-0.2	U		Har		75Sq01 *
$^{36}\text{S}(^{14}\text{C}, ^{12}\text{C})^{38}\text{S}$	-781	10	-783	7	-0.2	R		Mun		84Ma49
$^{37}\text{Cl}(n,\gamma)^{38}\text{Cl}$	6107.84	0.30	6107.88	0.08	0.1	U				73Sp06 Z
	6107.95	0.10			-0.7	2		MMn		81Ke02 Z
	6107.73	0.15			1.0	2		Bdn		03Fi.A
$^{37}\text{Cl}(p,\gamma)^{38}\text{Ar}$	10243.0	1.0	10242.0	0.3	-1.0	1	12 11 $^{38}\text{Ar}$			68En01 Z
$^{38}\text{S}(\beta^-)^{38}\text{Cl}$	2947	20	2937	7	-0.5	3				71En01
	2936	12			0.1	3				72Vi11
$^{38}\text{Ar}(p,n)^{38}\text{K}$	-6695.65	0.70	-6696.21	0.29	-0.8	1	17 17 $^{38}\text{K}$			78Ja06 Z
$^{38}\text{Ar}(p,n)^{38}\text{K}^m$	-6826.73	0.12	-6826.71	0.12	0.1	1	98 98 $^{38}\text{K}^m$	Auc		98Ha36 Z
$^{38}\text{K}^m(\text{IT})^{38}\text{K}$	130.4	0.3	130.50	0.28	0.3	1	85 83 $^{38}\text{K}$			90Endt
* $^{35}\text{Cl}(\alpha,n)^{38}\text{K}$	$\text{Q}=-5989.1(2.9\text{Z})$ to $^{38}\text{K}^m$ at $130.4(0.3)$								90Endt **	

Item	Input value		Adjusted value		$v_i$	Dg	Sig	Main flux	Lab	F	Reference	
$^{39}\text{Al}-\text{C}_{3,25}$	22970	1580					2		GA5	1.0	00Sa21	
$^{39}\text{Si}-\text{C}_{3,25}$	1900	540	2070	360	0.3	2			GA4	1.0	00Sa21	
	2210	490			-0.3	2			GA5	1.0	00Sa21	
$^{39}\text{P}-\text{C}_{3,25}$	-13890	140	-13820	110	0.5	2			GA4	1.0	00Sa21	
	-13580	160			-1.0	2			TO4	1.5	91Zh24	
	-13870	280			0.2	2			GA5	1.0	00Sa21	
$^{39}\text{K}-^{36}\text{Ar}_{1,083}$	-1144.65	0.44	-1144.67	0.20	-0.1	-			MA8	1.0	02He23	
	-1144.83	0.40			0.4	-			MA8	1.0	03Bl.1	
ave.	-1144.75	0.30			0.3	1	48 47	$^{39}\text{K}$			average	
$^{37}\text{Cl}(\text{t,p})^{39}\text{Cl}$	5701.9	2.5	5699.5	1.7	-1.0	2			Str		84An03	
$^{38}\text{Ar}(\text{p},\gamma)^{39}\text{K}$	6380.9	1.1	6381.43	0.29	0.5	-					70Ma31 Z	
	6382.2	0.8			-1.0	-					84Ha27 Z	
ave.	6381.8	0.6			-0.5	1	20 19	$^{38}\text{Ar}$			average	
$^{39}\text{K}(\text{p,d})^{38}\text{K}$	-10851	2	-10853.1	0.4	-1.0	U			MSU		74Wi17	
$^{39}\text{Ar}(\beta^-)^{39}\text{K}$	565	5									50Br66	
$^{39}\text{K}(\text{p,n})^{39}\text{Ca}$	-7302.5	6.	-7315.0	1.9	-2.1	U			Tal		70Ke08	
	-7314.9	1.8				2					78Ra15 Z	
$^{40}\text{Si}-\text{C}_{3,333}$	5290	1010	5870	600	0.6	2			GA4	1.0	00Sa21	
	6180	740			-0.4	2			GA5	1.0	00Sa21	
$^{40}\text{P}-\text{C}_{3,333}$	-8800	200	-8700	150	0.5	2			GA4	1.0	00Sa21	
	-8950	210			0.8	2			TO4	1.5	91Zh24	
	-8200	320			-1.6	2			GA5	1.0	00Sa21	
$^{40}\text{S}-\text{C}_{3,333}$	-24440	190	-24550	150	-0.6	2			GA4	1.0	00Sa21	
	-24530	250			0.0	2			TO4	1.5	91Zh24	
	-24910	340			1.1	2			GA5	1.0	00Sa21	
$\text{C}_3\text{H}_4-^{40}\text{Ar}$	68917.0053	0.0035	68917.0058	0.0028	0.1	1	66 66	$^{40}\text{Ar}$	MII	1.0	95Di08	
$\text{C}_2\text{D}_8-^{40}\text{Ar}$	150431.1045	0.0040	150431.1003	0.0028	-1.1	1	49 24	$^{40}\text{Ar}$	MII	1.0	95Di08	
$^{20}\text{Ne}_2-^{40}\text{Ar}$	22497.2245	0.0042	22497.228	0.003	0.9	1	51 44	$^{20}\text{Ne}$	MII	1.0	95Di08	
	22497.2280	0.0060			0.1	1	25 22	$^{20}\text{Ne}$	MII	1.0	95Di08	
$^{40}\text{Ar}-\text{C}_{3,333}$	-37616.878	0.040	-37616.8775	0.0029	0.0	U			ST2	1.0	02Bf02	
$^{40}\text{Ca}(\text{He},\text{Li})^{35}\text{K}$	-29693	20				2			MSU		76Be08	
$^{40}\text{Ca}(\alpha,^8\text{He})^{36}\text{Ca}$	-57580	40				2			Tex		77Tr03	
$^{40}\text{Ca}(\text{He},^6\text{He})^{37}\text{Ca}$	-24270	50	-24348	22	-1.6	2			Brk		68Bu02	
	-24368	25			0.8	2			MSU		73Be23 *	
$^{40}\text{Ca}(\text{p,t})^{38}\text{Ca}$	-20428	11	-20448	5	-1.8	2			MSU		72Pa02	
	-20452	5			0.8	2			MSU		74Se05	
$^{40}\text{Ar}(\text{C},\text{O})^{39}\text{S}$	-16760	50				2			Can		89Dr03	
$^{40}\text{Ar}(\text{d},^3\text{He})^{39}\text{Cl}-^{36}\text{Ar}(\text{O})^{35}\text{Cl}$	-4024.13	2.42	-4021.7	1.7	1.0	R			Hei		93Ma50	
$^{39}\text{K}(\text{n},\gamma)^{40}\text{K}$	7799.50	0.08	7799.51	0.07	0.1	-			ILn		84Vo01 Z	
	7799.56	0.16			-0.3	-			Bdn		03Fi.A	
ave.	7799.51	0.07			0.0	1	91 51	$^{40}\text{K}$			average	
$^{39}\text{K}(\text{p},\gamma)^{40}\text{Ca}$	8328.24	0.09	8328.23	0.09	-0.1	1	97 94	$^{40}\text{Ca}$	Utr		90Ki07 Z	
$^{40}\text{Ca}(\text{Li},^8\text{He})^{39}\text{Sc}$	-37400	40	-37368	25	0.8	2			MSU		88Mo18	
$^{40}\text{Ca}(\text{N},^{15}\text{C})^{39}\text{Sc}$	-27670	30	-27688	24	-0.6	2			Can		88Wo07	
$^{40}\text{Cl}(\beta^-)^{40}\text{Ar}$	7320	80	7480	30	2.0	2					89Mi03	
$^{40}\text{Ar}(\text{Li},^7\text{Be})^{40}\text{Cl}$	-8375	35	-8340	30	0.9	2					84Fi02	
$^{40}\text{K}(\text{n,p})^{40}\text{Ar}$	2286.7	1.0	2287.04	0.19	0.3	-			ILL		81We12	
$^{40}\text{Ar}(\text{p,n})^{40}\text{K}$	-2286.3	1.0	-2287.04	0.19	-0.7	-			Duk		66Pa18 Z	
	-2286.3	1.0			-0.7	-					01Wa50	
ave.	2286.4	0.6	2287.04	0.19	1.0	1	11 11	$^{40}\text{K}$			average	
$^{40}\text{Ca}(\text{p,n})^{40}\text{Sc}$	-15105.4	2.9				2			Yal		69Ov01 Z	
$^{40}\text{Ca}(\pi^+,\pi^-)^{40}\text{Ti}$	-24974	160				2					82Mo12 *	
$^{40}\text{Ca}(\text{He},^6\text{He})^{37}\text{Ca}$	Average of 2 values with small calibration correction										AHW	**
$^{40}\text{Ca}(\pi^+,\pi^-)^{40}\text{Ti}$	Recalibrated to $^{16}\text{O}(\pi^+,\pi^-) Q=-27704(20)$										GAu	**

Item	Input value		Adjusted value		$v_i$	Dg	Sig	Main flux	Lab	F	Reference
$^{41}\text{Si}-\text{C}_{3,417}$	14560	1980							GA5	1.0	00Sa21
$^{41}\text{P}-\text{C}_{3,417}$	-5930	300	-5660	230	0.9	2			GA4	1.0	00Sa21
	-5200	500			-0.6	2			TO4	1.5	91Zh24
	-5290	420			-0.9	2			GA5	1.0	00Sa21
$^{41}\text{S}-\text{C}_{3,417}$	-20500	150	-20420	130	0.5	2			GA4	1.0	00Sa21
	-19970	230			-1.3	2			TO4	1.5	91Zh24
	-20430	330			0.0	2			GA5	1.0	00Sa21
$^{41}\text{Cl}-\text{C}_{3,417}$	-29620	190	-29320	70	1.1	2			TO3	1.5	90Tu01
	-29500	270			0.5	2			TO4	1.5	91Zh24
$^{41}\text{Ti}-\text{C}_{3,417}$	-16200	390	-16860#	110#	-1.7	D			1.0	1.0	02St.A *
$^{41}\text{K}-^{39}\text{K}_{1,051}$	-30.05	0.32	-29.96	0.11	0.3	1	12	7 $^{39}\text{K}$	MA8	1.0	02He23
$^{40}\text{Ar}(^{18}\text{O},^{17}\text{F})^{41}\text{Cl}$	-10530	83	-10470	70	0.8	R			Can		84Ho.B
$^{40}\text{Ar}(n,\gamma)^{41}\text{Ar}$	6098.4	0.7	6098.9	0.3	0.7	-					70Ha56 Z
	6099.1	0.4			-0.5	-			Bdn		03Fi.A
ave.	6098.9	0.3			-0.1	1	91	91 $^{41}\text{Ar}$			average
$^{40}\text{Ar}(p,\gamma)^{41}\text{K}$	7807.8	0.3	7808.15	0.19	1.2	1	42	42 $^{41}\text{K}$			89Sm06 Z
$^{40}\text{K}(n,\gamma)^{41}\text{K}$	10095.19	0.10	10095.19	0.08	0.0	-			ILn		84Kr05 Z
	10095.25	0.20			-0.3	-			Bdn		03Fi.A
ave.	10095.20	0.09			-0.2	1	86	48 $^{41}\text{K}$			average
$^{40}\text{Ca}(n,\gamma)^{41}\text{Ca}$	8363.0	0.5	8362.80	0.13	-0.4	-					69Ar.A Z
	8362.5	0.5			0.6	-					70Cr04 Z
	8362.72	0.3			0.3	-			MMn		80Is02 Z
	8362.86	0.17			-0.3	-			Bdn		03Fi.A
ave.	8362.81	0.14			-0.1	1	93	87 $^{41}\text{Ca}$			average
$^{40}\text{Ca}(p,\gamma)^{41}\text{Sc}$	1085.09	0.09	1085.09	0.08	0.0	1	88	88 $^{41}\text{Sc}$	Utr		87Zi02 *
$^{41}\text{Cl}(\beta^-)^{41}\text{Ar}$	5670	150	5760	70	0.6	R					74Gu10
$^{41}\text{Ar}(\beta^-)^{41}\text{K}$	2492.0	1.1	2491.6	0.4	-0.4	1	12	9 $^{41}\text{Ar}$			64Pa03
$^{41}\text{K}(p,n)^{41}\text{Ca}$	-1203.8	0.5	-1203.66	0.18	0.3	1	13	11 $^{41}\text{Ca}$	Can		70Kn03 Z
$^{41}\text{Sc}^r(\text{IT})^{41}\text{Sc}$	2882.39	0.10	2882.30	0.05	-0.9	-			Utr		87Zi02 Z
	2882.26	0.06			0.6	-			Utr		89Ki11 Z
ave.	2882.29	0.05			0.0	1	96	84 $^{41}\text{Sc}^r$			average
* $^{41}\text{Ti}-\text{C}_{3,417}$	Systematical trends suggest $^{41}\text{Ti}$ 610 more bound										GAu **
* $^{40}\text{Ca}(p,\gamma)^{41}\text{Sc}$	E(p)=647.25(0.05,Z) to 1716.43(0.08,Z) level										87Zi02 **
$^{42}\text{Si}-\text{C}_{3,5}$	20860	3990	19790#	540#	-0.3	D			GA5	1.0	99Sa.A *
$^{42}\text{P}-\text{C}_{3,5}$	260	740	1010	480	1.0	2			GA4	1.0	00Sa21
	1550	630			-0.9	2			GA5	1.0	00Sa21
$^{42}\text{S}-\text{C}_{3,5}$	-18940	150	-18980	130	-0.3	2			GA4	1.0	00Sa21
	-18510	350			-0.9	2			TO4	1.5	91Zh24
	-19390	350			1.2	2			GA5	1.0	00Sa21
$^{42}\text{Cl}-\text{C}_{3,5}$	-27000	190	-26750	150	0.9	2			TO3	1.5	90Tu01
	-26870	190			0.4	2			TO4	1.5	91Zh24
$^{42}\text{Ar}-^{36}\text{Ar}_{1,167}$	920.6	6.2				2			MA6	1.0	01He29
$^{28}\text{Si}(^{16}\text{O},2n)^{42}\text{Ti}$	-17250	13	-17251	5	-0.1	R					72Zi02
$^{40}\text{Ar}(t,p)^{42}\text{Ar}$	7043	40	7044	6	0.0	U			LAl		61Ja07
$^{40}\text{Ca}(^3\text{He},n)^{42}\text{Ti}$	-2865	6	-2865	5	0.0	2			CIT		67Mi02
$^{41}\text{K}(n,\gamma)^{42}\text{K}$	7533.78	0.15	7533.80	0.11	0.1	2			ILn		85Kr06 Z
	7533.82	0.15			-0.1	2			Bdn		03Fi.A
$^{41}\text{Ca}(n,\gamma)^{42}\text{Ca}$	11480.63	0.06	11480.63	0.06	0.0	1	95	93 $^{42}\text{Ca}$	ORn		89Ki11 Z
$^{41}\text{Ca}(p,\gamma)^{42}\text{Sc}^r-^{40}\text{Ca}()$	-6.67	0.05	-6.67	0.05	0.0	1	96	80 $^{42}\text{Sc}^r$	Utr		89Ki11 *
$^{42}\text{Cl}(\beta^-)^{42}\text{Ar}$	9760	220	9510	140	-1.1	R					89Mi03
$^{42}\text{Ca}(^3\text{He},t)^{42}\text{Sc}-^{26}\text{Mg}()$	-2421.83	0.23	-2421.56	0.13	1.2	1	32	23 $^{42}\text{Sc}$	ChR		87Ko34 *
$^{42}\text{Sc}^r(\text{IT})^{42}\text{Sc}$	6076.33	0.08	6076.33	0.08	0.0	1	91	71 $^{42}\text{Sc}$	Utr		89Ki11 Z
* $^{42}\text{Si}-\text{C}_{3,5}$	Systematical trends suggest $^{42}\text{Si}$ 1000 more bound										CTh **
* $^{41}\text{Ca}(p,\gamma)^{42}\text{Sc}^r-^{40}\text{Ca}()$	Calculated from resonance energy difference = 5.73(0.05)										GAu **
* $^{42}\text{Ca}(^3\text{He},t)^{42}\text{Sc}-^{26}\text{Mg}()$	Q=-2193.52(0.23) to $^{26}\text{Al}^m$ at 228.305										90Endt **

Item	Input value		Adjusted value		$\nu_i$	Dg	Sig	Main flux Lab	$F$	Reference
$^{43}\text{P}-\text{C}_{3.583}$	4220	1620	6190	1040	1.2	U		GA4	1.0	00Sa21
	6190	1040						GA5	1.0	00Sa21
$^{43}\text{S}-\text{C}_{3.583}$	-12810	250	-12850	220	-0.1	2		GA4	1.0	00Sa21
	-13400	900			0.4	2		TO4	1.5	91Zh24
	-12900	460			0.1	2		GA5	1.0	00Sa21
$^{43}\text{Cl}-\text{C}_{3.583}$	-26090	300	-25950	170	0.5	2		GA4	1.0	00Sa21
	-25740	200			-0.7	2		TO3	1.5	90Tu01
	-25970	350			0.0	2		TO4	1.5	91Zh24
	-26010	330			0.2	2		GA5	1.0	00Sa21
								MA6	1.0	01He29
$^{43}\text{Ar}-^{36}\text{Ar}_{1,194}$	4387.2	5.7								
$^{40}\text{Ca}(\alpha, n)^{43}\text{Ti}$	-11169.9	10.	-11172	7	-0.2	2		Tal		67Al08
$^{42}\text{Ca}(n, \gamma)^{43}\text{Ca}$	7933.1	0.5	7932.88	0.17	-0.4	-				69Ar.A Z
	7933.1	0.5			-0.4	-		Ptn		69Gr08 Z
	7933.1	0.4			-0.5	-				71Bi.A
	7932.73	0.23			0.7	-		Bdn		03Fi.A
	ave.	7932.89	0.17			0.0	1	99 97 $^{43}\text{Ca}$		average
$^{42}\text{Ca}(p, \gamma)^{43}\text{Sc}$	4935	5	4929.8	1.9	-1.0	2				65Br31
	4929	2			0.4	2				69Wa19
$^{43}\text{K}(\beta^-)^{43}\text{Ca}$	1817	20	1815	9	-0.1	2				54Li24
	1815	10			0.0	2				59Be72
$^{44}\text{S}-\text{C}_{3.667}$	-10510	580	-9790	420	1.2	2		GA4	1.0	00Sa21
	-8960	620			-1.3	2		GA5	1.0	00Sa21
$^{44}\text{Cl}-\text{C}_{3.667}$	-21700	130	-21720	120	-0.1	2		GA4	1.0	00Sa21
	-21500	500			-0.3	2		TO3	1.5	90Tu01
	-21450	270			-0.7	2		TO4	1.5	91Zh24
	-22150	370			1.2	2		GA5	1.0	00Sa21
$^{44}\text{Ar}-^{39}\text{K}_{1,128}$	5862.9	1.7						MA8	1.0	03Bl.1
$^{44}\text{Sc}-\text{C}_{3.667}$	-40480	410	-40597.2	1.9	-0.2	U		TO6	1.5	98Ba.A *
$^{44}\text{V}-\text{C}_{3.667}$	-25890	130						1.0	1.0	02St.A *
$^{40}\text{Ca}(\alpha, \gamma)^{44}\text{Ti}$	5127.1	0.7								82Di05
$^{43}\text{Ca}(n, \gamma)^{44}\text{Ca}$	11130.6	0.5	11131.16	0.23	1.1	-				69Ar.A Z
	11130.1	0.7			1.5	-				72Wh02 Z
	11131.54	0.29			-1.3	-		Bdn		03Fi.A
	ave.	11131.17	0.24			0.0	1	98 95 $^{44}\text{Ca}$		average
$^{43}\text{Ca}(p, \gamma)^{44}\text{Sc}$	6694	2	6696.4	1.7	1.2	2				71Po.A
$^{44}\text{K}(\beta^-)^{44}\text{Ca}$	5580	80	5660	40	1.0	2				70Le05
$^{44}\text{Ca}(t, ^3\text{He})^{44}\text{K}$	-5660	40	-5640	40	0.5	2		LAI		70Aj01
$^{44}\text{Sc}(\beta^+)^{44}\text{Ca}$	3642	5	3652.4	1.8	2.1	R				50Br52
	3650	5			0.5	R				55Bl23
$^{44}\text{Sc}-\text{C}_{3.667}$	M-A=-37570(370) keV for mixture gs+m at 270.95 keV									Ens99 **
$^{44}\text{V}-\text{C}_{3.667}$	M-A=-23980(80) keV for mixture gs+m at 270#100 keV									Nubase **
$^{45}\text{S}-\text{C}_{3.75}$	-3610	2460	-3490	1870	0.0	2		GA4	1.0	00Sa21
	-3330	2880			-0.1	2		GA5	1.0	00Sa21
$^{45}\text{Cl}-\text{C}_{3.75}$	-19690	140	-19710	130	-0.2	2		GA4	1.0	00Sa21
	-20300	700			0.6	2		TO3	1.5	90Tu01
	-19850	460			0.3	2		GA5	1.0	00Sa21
$^{45}\text{Ar}-^{39}\text{K}_{1,154}$	9922.45	0.55						MA8	1.0	03Bl.1
$^{45}\text{Cr}-\text{C}_{3.75}$	-20360	540						1.0	1.0	02St.A *
$^{45}\text{Fe}(2p)^{45}\text{Cr}$	1140	40	1130	40	-0.1	3				02Gi09
	1100	100			0.3	3				02Pf02
$^{44}\text{Ca}(n, \gamma)^{45}\text{Ca}$	7414.8	1.0	7414.79	0.17	0.0	U				69Ar.A Z
	7414.83	0.3			-0.1	-		MMn		80Is02 Z
	7414.79	0.21			0.0	-		Bdn		03Fi.A
ave.	7414.80	0.17			-0.1	1	99 98 $^{45}\text{Ca}$		average	

Item	Input value		Adjusted value		$v_i$	Dg	Sig	Main flux Lab	$F$	Reference	
$^{44}\text{Ca}(p,\gamma)^{45}\text{Sc}$	6887.8	1.2	6888.3	0.8	0.4	1	46	43 $^{45}\text{Sc}$		74Sc02 Z	
$^{45}\text{Ca}(\beta^-)^{45}\text{Sc}$	258	2	255.8	0.8	-1.1	1	17	15 $^{45}\text{Sc}$		65Fr12	
$^{45}\text{Ti}(\beta^+)^{45}\text{Sc}$	2066	5	2062.1	0.5	-0.8	U				66Po04	
$^{45}\text{Sc}(p,n)^{45}\text{Ti}$	-2844.4	0.5				2		PTB		85Sc16 Z	
$^{45}\text{Cr}-\text{C}_{3.75}$	M-A=-18940(500) keV for mixture gs+m at 50#100 keV									Nubase **	
$^{46}\text{Cl}-\text{C}_{3.833}$	-16000	860	-15790	770	0.2	2		GA4	1.0	00Sa21	
	-14940	1730			-0.5	2		GA5	1.0	00Sa21	
$^{46}\text{Sc}-\text{C}_{3.833}$	-44650	230	-44828.1	0.9	-0.5	U		TO6	1.5	98Ba.A *	
$^{32}\text{S}(^{16}\text{O},2n)^{46}\text{Cr}$	-17422	20				2				72Zi02	
$^{46}\text{Ti}(^3\text{He},^6\text{He})^{43}\text{Ti}$	-17470	12	-17466	7	0.3	R		MSU		77Mu03 *	
$^{46}\text{Ca}(t,\alpha)^{45}\text{K}$	5998	10				2		Ald		68Sa09	
$^{46}\text{Ca}(d,t)^{45}\text{Ca}$	-4144	10	-4137.2	2.3	0.7	-		Ald		67Bj05	
$^{46}\text{Ca}(^3\text{He},\alpha)^{45}\text{Ca}$	10194	10	10183.2	2.3	-1.1	-		MIT		71Ra35	
$^{46}\text{Ca}(d,t)^{45}\text{Ca}$	ave.	-4135	-4137.2	2.3	-0.3	1	10	10 $^{46}\text{Ca}$		average	
$^{45}\text{Sc}(n,\gamma)^{46}\text{Sc}$	8760.61	0.3	8760.64	0.10	0.1	2		BNn		80Li07 Z	
	8760.58	0.14			0.4	2		Utr		82Ti02 Z	
	8760.75	0.18			-0.6	2		Bdn		03Fi.A	
$^{45}\text{Sc}(p,\gamma)^{46}\text{Ti}$	10344.7	0.7	10344.6	0.6	-0.1	1	83	42 $^{45}\text{Sc}$		71Gu.A	
$^{46}\text{Ti}(^3\text{He},t)^{46}\text{V}$	-7069.0	0.6				2		Mun		77Vo02	
$^{46}\text{Sc}-\text{C}_{3.833}$	M-A=-41520(210) keV for mixture gs+m at 142.528 keV									Ens00 **	
$^{46}\text{Ti}(^3\text{He},^6\text{He})^{43}\text{Ti}$	Average with ref. Q reduced by 3 for recalibration $^{27}\text{Al}(^3\text{He},^6\text{He})$									75Mu09**	
$^{47}\text{Ar}-\text{C}_{3.917}$	-25400	600	-27810	110	-2.7	B		TO3	1.5	90Tu01	
	-26570	1360			-0.9	U		GA5	1.0	00Sa21	
$^{47}\text{Sc}-\text{C}_{3.917}$	-47630	230	-47592.5	2.2	0.1	U		TO6	1.5	98Ba.A *	
$\text{C } ^{35}\text{Cl}-^{47}\text{Ti}$	17085.94	0.82	17089.6	0.9	1.8	1	19	18 $^{47}\text{Ti}$	H32	2.5	79Ko10
$^{46}\text{Ti } ^{13}\text{C}-^{47}\text{Ti C}$	4218.03	0.94	4223.3	0.3	2.2	1	2	1 $^{46}\text{Ti}$	H32	2.5	79Ko10
$^{46}\text{Ca}(n,\gamma)^{47}\text{Ca}$	7277.4	0.6	7276.36	0.27	-1.7	-					70Cr04 Z
	7276.1	0.3			0.9	-		Bdn		03Fi.A	
	ave.	7276.36	0.27		0.0	1	100	90 $^{46}\text{Ca}$		average	
$^{46}\text{Ti}(n,\gamma)^{47}\text{Ti}$	8875.1	3.0	8880.29	0.29	1.7	U				69Te01 Z	
	8880.5	0.3			-0.7	1	93	57 $^{46}\text{Ti}$	Bdn		03Fi.A
$^{46}\text{Ti}(d,p)^{47}\text{Ti}$	6654.3	1.7	6655.72	0.29	0.8	U		NDm		76Jo01	
$^{46}\text{Ti}(p,\gamma)^{47}\text{V}$	5167.60	0.07				2		Utr		86De13 *	
$^{47}\text{Ca}(\beta^-)^{47}\text{Sc}$	1991.9	1.2	1992.0	1.2	0.1	1	96	83 $^{47}\text{Ca}$		87Ju04	
$^{47}\text{Sc}(\beta^-)^{47}\text{Ti}$	600	2	600.3	1.9	0.1	1	88	87 $^{47}\text{Sc}$		56Gr12	
$^{47}\text{Sc}-\text{C}_{3.917}$	M-A=-44320(210) keV for mixture gs+m at 766.83 keV and assuming ratio R=0.07(3), from half-life=272 ns and TOF=1 $\mu\text{s}$									Ens95 **	
$^{46}\text{Ti}(p,\gamma)^{47}\text{V}$	E(p)=985.94(0.05,Z) to 6132.39(0.04,Z) level									GAu **	
										NDS951**	
$^{13}\text{C } ^{35}\text{Cl}-^{48}\text{Ti}$	24261.73	0.75	24261.2	0.9	-0.3	1	22	22 $^{48}\text{Ti}$	H32	2.5	79Ko10
$^{48}\text{Mn}-\text{C}_4$	-31480	120				2			1.0	1.0	02St.A
$^{46}\text{Ti } ^{37}\text{Cl}-^{48}\text{Ti } ^{35}\text{Cl}$	1730.29	0.87	1735.2	0.3	2.2	1	2	1 $^{46}\text{Ti}$	H32	2.5	79Ko10
$^{48}\text{Ca}(\alpha,^9\text{Be})^{43}\text{Ar}$	-21160	70	-21127	7	0.5	U		Brk			74Je01
$^{48}\text{Ca}(^3\text{He},^7\text{Be})^{44}\text{Ar}$	-12362	20	-12380	4	-0.9	U		MSU			76Cr03 *
$^{48}\text{Ca}(\alpha,^7\text{Be})^{45}\text{Ar}$	-27840	60	-27789	4	0.9	U		Brk			74Je01
$^{48}\text{Ca}(^6\text{Li},^8\text{B})^{46}\text{Ar}$	-23325	70	-23330	40	-0.1	2		Brk			74Je01
$^{48}\text{Ca}(^{14}\text{C},^{16}\text{O})^{46}\text{Ar}$	-6739	50	-6740	40	0.0	2		Mun			80Ma40
$^{48}\text{Ca}(d,\alpha)^{46}\text{K}$	1915	15				2		ANL			65Ma07
$^{46}\text{Ti}(^3\text{He},n)^{48}\text{Cr}$	5550	18	5556	7	0.3	R		CIT			67Mi02
$^{48}\text{Ca}(^{14}\text{C},^{15}\text{O})^{47}\text{Ar}$	-18142	100				2		MSU			85Be50
$^{48}\text{Ca}(d,^3\text{He})^{47}\text{K}$	-10304	12	-10313	7	-0.8	2		ANL			66Ne01
$^{48}\text{Ca}(t,\alpha)^{47}\text{K}$	4006	15	4007	7	0.1	2		LAI			66Wi11
	4001	10			0.6	2		Ald			68Sa09
$^{48}\text{Ca}(d,t)^{47}\text{Ca}$	-3699	10	-3688	4	1.1	-		ANL			66Er02
$^{48}\text{Ca}(^3\text{He},\alpha)^{47}\text{Ca}$	10630	12	10632	4	0.2	-		ANL			66Er02
	10642	10			-1.0	-		MIT			71Ra35
$^{48}\text{Ca}(d,t)^{47}\text{Ca}$	ave.	-3689	-3688	4	0.2	1	45	38 $^{48}\text{Ca}$			average

Item	Input value		Adjusted value		$v_i$	Dg	Sig	Main flux	Lab	F	Reference
$^{47}\text{Ti}(n,\gamma)^{48}\text{Ti}$	11626.65	0.04	11626.65	0.04	0.0	1	100 56	$^{48}\text{Ti}$	Ptn		84Ru06 Z
	11626.66	0.23			0.0	U			Bdn		03Fi.A
$^{48}\text{Ca}(^7\text{Li},^7\text{Be})^{48}\text{K}$	-12959	27	-12952	24	0.3	2			Can		78We14
$^{48}\text{Ca}(^{14}\text{C},^{14}\text{N})^{48}\text{K}$	-11910	50	-11934	24	-0.5	2			Mun		80Ma40
$^{48}\text{Ca}(p,n)^{48}\text{Sc}$	-534	15	-500	5	2.2	B					67Mc07 Z
	-506	7			0.8	1	58 42	$^{48}\text{Sc}$			68Mc10
$^{48}\text{Sc}(\beta^-)^{48}\text{Ti}$	3986	7	3992	5	0.8	1	58 58	$^{48}\text{Sc}$			57Va08
$^{48}\text{V}(\beta^+)^{48}\text{Ti}$	4008	5	4012.3	2.4	0.9	2					53Ma64
	4013.6	3.			-0.4	2					67Ko01
	4014	7			-0.2	2					74Me15
$^{*48}\text{Ca}(^3\text{He},^7\text{Be})^{44}\text{Ar}$	M=-32270(20) Q=-12791(20) for $^7\text{Be}$ 429 keV level										GAu **
$^{48}\text{Ca}(n,\gamma)^{49}\text{Ca}$	5146.6	0.7	5146.45	0.18	-0.2	2					69Ar.A Z
	5146.38	0.30			0.2	2					70Cr04 Z
	5146.48	0.23			-0.1	2			Bdn		03Fi.A
$^{48}\text{Ca}(p,\gamma)^{49}\text{Sc}$	9628.7	3.6	9627.2	2.9	-0.4	-					68Vi01 Z
$^{48}\text{Ca}(d,n)^{49}\text{Sc}$	7404	7	7402.6	2.9	-0.2	-					68Gr09
$^{48}\text{Ca}(p,\gamma)^{49}\text{Sc}$	ave. 9629	3	9627.2	2.9	-0.5	1	84 45	$^{48}\text{Ca}$			average
$^{48}\text{Ti}(n,\gamma)^{49}\text{Ti}$	8142.39	0.03	8142.389	0.029	0.0	-			Ptn		83Ru08 Z
	8142.35	0.16			0.2	-			Bdn		03Fi.A
	ave. 8142.389	0.029			0.0	1	100 79	$^{49}\text{Ti}$			average
$^{48}\text{Ti}(p,\gamma)^{49}\text{V}$	6756.8	1.5	6758.2	0.8	0.9	R					72Ki06
$^{49}\text{K}(\beta^-)^{49}\text{Ca}$	10970	70				3					86Mi08
$^{49}\text{Sc}(\beta^-)^{49}\text{Ti}$	2010	5	2006	4	-0.7	1	61 61	$^{49}\text{Sc}$			61Re06
$^{49}\text{Ti}(p,n)^{49}\text{V}$	-1383.6	1.0	-1384.2	0.8	-0.6	2			Oak		64Jo11 Z
$^{50}\text{K}-\text{C}_{4,167}$	-26100	800	-27220	300	-0.9	R			TO3	1.5	90Tu01
$^{50}\text{Sc}-\text{C}_{4,167}$	-47940	250	-47812	17	0.3	U			TO6	1.5	98Ba.A *
$^{50}\text{Cr}(p,^6\text{He})^{45}\text{V}$	-28686	17				2			MSU		75Mu09 *
$^{50}\text{Cr}(^3\text{He},^6\text{He})^{47}\text{Cr}$	-18365	14				2			MSU		77Mu03 *
$^{48}\text{Ca}(t,p)^{50}\text{Ca}$	3012	15	3018	8	0.4	2			Ald		66Hi01
	3020	10			-0.2	2			LAI		66Wi11
$^{48}\text{Ca}(^3\text{He},p)^{50}\text{Sc}$	7965	15				2			ANL		69Oh01
$^{50}\text{Cr}(p,t)^{48}\text{Cr}$	-15100	8	-15101	7	-0.1	2			Oak		71Do18
$^{49}\text{Ti}(n,\gamma)^{50}\text{Ti}$	10939.19	0.04	10939.19	0.04	0.0	1	100 84	$^{50}\text{Ti}$	Ptn		84Ru06 Z
	10939.20	0.22			0.0	U			Bdn		03Fi.A
$^{50}\text{Cr}(d,t)^{49}\text{Cr}$	-6743.1	2.2				2			NDm		76Jo01
$^{50}\text{K}(\beta^-)^{50}\text{Ca}$	14050	300	14220	280	0.6	3					86Mi08
$^{50}\text{V}(n,p)^{50}\text{Ti}$	2984	10	2987.5	1.0	0.3	U			ILL		94Wa17
$^{50}\text{Cr}(^3\text{He},t)^{50}\text{Mn}$	-7650.5	0.4	-7651.28	0.23	-1.9	1	33 32	$^{50}\text{Mn}$	Mun		77Vo02
$^{50}\text{Cr}(^3\text{He},t)^{50}\text{Mn}-^{54}\text{Fe}^{54}\text{Co}$	610.09	0.17	610.23	0.16	0.8	1	88 68	$^{50}\text{Mn}$	ChR		87Ko34 *
$^{*50}\text{Sc}-\text{C}_{4,167}$	M-A=-44530(220) keV for mixture gs+m at 256.895 keV										Ens95 **
$^{*50}\text{Cr}(p,^6\text{He})^{45}\text{V}$	Original Q increase by 1 for recalibration										AHW **
$^{*50}\text{Cr}(^3\text{He},^6\text{He})^{47}\text{Cr}$	Original Q reduced by 3, see $^{46}\text{Ti}(^3\text{He},^6\text{He})$										AHW **
$^{*50}\text{Cr}(^3\text{He},t)^{50}\text{Mn}-^{54}\text{Fe}^{54}\text{Co}$	Q-Q=40.90(0.16) to 650.99(0.06) level in $^{50}\text{Mn}$										92Ha.B **
$^{51}\text{Ca}-\text{C}_{4,25}$	-38800	350	-38500	100	0.6	U			TO3	1.5	90Tu01
	-38900	400			0.7	U			TO5	1.5	94Se12
$^{49}\text{Ti } ^{37}\text{Cl}-^{51}\text{V } ^{35}\text{Cl}$	956.7	0.7	960.4	1.1	1.3	1	14 9	$^{51}\text{V}$	H18	4.0	64Ba03
$^{48}\text{Ca}(^{14}\text{C},^{11}\text{C})^{51}\text{Ca}$	-15900	150	-15980	90	-0.5	2			Mun		80Ma40 *
	-16886	100			9.0	B			MSU		85Be50 *
$^{48}\text{Ca}(^{18}\text{O},^{15}\text{O})^{51}\text{Ca}$	-12040	120	-11990	90	0.4	2			Hei		85Br03 *
	-13900	40			47.8	B			Can		88Ca21
$^{48}\text{Ca}(\alpha,p)^{51}\text{Sc}$	-5860	20				2			ANL		66Er02
$^{50}\text{Ti}(n,\gamma)^{51}\text{Ti}$	6372.3	1.2	6372.5	0.5	0.2	2					71Ar39 Z
	6372.6	0.6			-0.2	2			Bdn		03Fi.A
$^{50}\text{Ti}(d,p)^{51}\text{Ti}$	4147.7	1.2	4147.9	0.5	0.2	2			NDm		76Jo01
$^{50}\text{Ti}(p,\gamma)^{51}\text{V}$	8063.3	2.0	8063.7	1.0	0.2	-					70K105 Z
	8063.6	2.0			0.0	-					70Ma36 Z
	ave. 8063.5	1.4			0.2	1	48 32	$^{51}\text{V}$			average

Item	Input value		Adjusted value		$v_i$	Dg	Sig	Main flux	Lab	F	Reference
$^{50}\text{V}(n,\gamma)^{51}\text{V}$	11051.18	0.10	11051.15	0.08	-0.3	2			MMn		78Ro03 Z
	11051.05	0.17			0.6	2			ILn		91Mi08 Z
	11051.14	0.22			0.0	2			Bdn		03Fi.A
$^{50}\text{Cr}(n,\gamma)^{51}\text{Cr}$	9261.71	0.30	9260.62	0.20	-3.6	B			MMn		80Is02 Z
	9260.63	0.20			0.0	1	99 51	$^{51}\text{Cr}$	Bdn		03Fi.A
$^{50}\text{Cr}(p,\gamma)^{51}\text{Mn}$	5270.8	0.3	5270.81	0.30	0.0	1	97 52	$^{50}\text{Cr}$			72Fo25 Z
$^{51}\text{V}(p,n)^{51}\text{Cr}$	-1534.93	0.24	-1534.92	0.24	0.0	1	98 49	$^{51}\text{V}$	PTB		89Sc24 Z
$^{48}\text{Ca}(^{14}\text{C}, ^{11}\text{C})^{51}\text{Ca}$	May be a $^{40}\text{Ca}$ contamination. There is a -16900(150) peak										85Be50 **
$^{48}\text{Ca}(^{18}\text{O}, ^{15}\text{O})^{51}\text{Ca}$	Proposed 970(90) level reinterpreted as ground-state by ref.										85Be50 **
$^{48}\text{Ca}(^{18}\text{O}, ^{15}\text{O})^{51}\text{Ca}$	Weak M-A=-36120(120) level disregarded										AHW **
$^{52}\text{Ca}-\text{C}_{4.333}$	-34900	500				2			TO3	1.5	90Tu01
$^{52}\text{Sc}-\text{C}_{4.333}$	-43500	230	-43320	210	0.5	2			TO3	1.5	90Tu01
	-43350	250			0.1	2			TO5	1.5	94Se12
$^{50}\text{Ti}(t,p)^{52}\text{Ti}$	-43110	240			-0.6	2			TO6	1.5	98Ba.A
	5698	10	5699	7	0.1	2			LAI		66Wi11
$^{51}\text{V}(n,\gamma)^{52}\text{V}$	5700	10			-0.1	2			LAI		71Ca19
	7311.2	0.5	7311.24	0.13	0.1	2					84De15
$^{51}\text{V}(p,\gamma)^{52}\text{Cr}$	7311.18	0.26			0.2	2			ILn		91Mi08 Z
	7311.27	0.15			-0.2	2			Bdn		03Fi.A
$^{52}\text{Ca}(\beta^-)^{52}\text{Sc}$	10500.7	2.8	10504.5	1.0	1.4	1	13 9	$^{51}\text{V}$			74Ro44 Z
$^{52}\text{Sc}(\beta^-)^{52}\text{Ti}$	5700	200	7850	720	10.7	B					85Hu03
$^{52}\text{Mn}(\beta^+)^{52}\text{Cr}$	8020	250	9110	190	4.4	B					85Hu03
$^{52}\text{Fe}(\beta^+)^{52}\text{Mn}$	4710.9	4.	4711.5	1.9	0.1	R					58Ko57
	4707.9	6.			0.6	R					60Ka20
$^{52}\text{Fe}^m(\beta^+)^{52}\text{Mn}$	2372	10	2374	6	0.2	3					56Ar33
	2510	100			-1.4	U					95Ir01
	9187	130				3					79Ge02
$^{53}\text{Sc}-\text{C}_{4.417}$	-41440	260	-40390#	320#	2.7	D			TO3	1.5	90Tu01 *
	-41830	280			3.4	D			TO5	1.5	94Se12 *
	-41100	400			1.2	D			TO6	1.5	98Ba.A *
$^{52}\text{Cr}(n,\gamma)^{53}\text{Cr}$	7939.52	0.3	7939.12	0.14	-1.3	-			MMn		80Is02 Z
	7939.01	0.2			0.6	-			BNn		80Ko01 Z
	7939.10	0.28			0.1	-			Bdn		03Fi.A
	ave. 7939.15	0.14			-0.2	1	98 76	$^{52}\text{Cr}$			average
$^{52}\text{Cr}(p,\gamma)^{53}\text{Mn}$	6559.1	1.1	6559.9	0.3	0.8	U					70Ma25 Z
	6559.72	0.36			0.6	1	87 67	$^{53}\text{Mn}$			79Sw01 Z
$^{53}\text{Co}^m(p)^{52}\text{Fe}$	1600.5	30.	1595	21	-0.2	4					70Ce04
	1590	30			0.2	4					76Vi02
$^{53}\text{Ti}(\beta^-)^{53}\text{V}$	5020	100				3			ANB		77Pa01
$^{53}\text{Cr}(p,n)^{53}\text{Mn}$	-1381.1	1.6	-1379.2	0.4	1.2	U			Oak		64Jo11 Z
$^{53}\text{Sc}-\text{C}_{4.417}$	Average TO3+TO5+TO6 -41520(190)										GAu **
$^{53}\text{Sc}-\text{C}_{4.417}$	Systematical trends suggest $^{53}\text{Sc}$ 1060 less bound										CTh **
$^{54}\text{Sc}-\text{C}_{4.5}$	-36060	500	-36740	400	-0.9	2			TO3	1.5	90Tu01 *
	-37060	500			0.4	2			TO5	1.5	94Se12 *
	-36960	400			0.4	2			TO6	1.5	98Ba.A *
$^{54}\text{Ti}-\text{C}_{4.5}$	-48820	230	-48950	130	-0.4	2			TO3	1.5	90Tu01
	-49130	250			0.5	2			TO5	1.5	94Se12
	-48820	280			-0.3	2			TO6	1.5	98Ba.A
	$^{13}\text{C } ^{37}\text{Cl}_3 - ^{54}\text{Fe } ^{35}\text{Cl}_2$	23744.46	1.26	23746.7	0.8	0.7	1	6 6	$^{54}\text{Fe}$	H39	2.5
$^{54}\text{Fe}(p, ^6\text{He})^{49}\text{Mn}$	-28943	24				2			MSU		75Mu09 *
$^{54}\text{Fe}(\alpha, ^8\text{He})^{50}\text{Fe}$	-50950	60				2			Tex		77Tr05

Item	Input value	Adjusted value	$v_i$	Dg	Sig	Main flux	Lab	F	Reference
$^{54}\text{Fe}(p,\alpha)^{51}\text{Mn}$	-3146.9	1.1	-3147.1	0.9	-0.1	1	66 55 $^{51}\text{Mn}$	NDm	74Jo14
$^{54}\text{Fe}(^3\text{He},^6\text{He})^{51}\text{Fe}$	-18694	15				2	MSU		77Mu03 *
$^{54}\text{Fe}(d,\alpha)^{52}\text{Mn}$	5163.3	2.2	5163.8	1.8	0.2	2		NDm	76Jo01
$^{54}\text{Fe}(p,t)^{52}\text{Fe}$	-15584	8	-15582	7	0.3	R			78Ko27 *
$^{54}\text{Cr}(d,^3\text{He})^{53}\text{V}$	-6879.2	3.1				2		NDm	79Br.B
$^{53}\text{Cr}(n,\gamma)^{54}\text{Cr}$	9719.30	0.16	9719.12	0.12	-1.1	-			68Wh03 Z
	9718.3	0.4			2.1	-			72Lo26 Z
	9718.91	0.27			0.8	-		MMn	80Is02 Z
	9719.7	0.5			-1.2	-		SAn	89Ho15 Z
	9720.00	0.20			-4.4	B		Bdn	03Fi.A
ave.	9719.14	0.13			-0.2	1	98 78 $^{53}\text{Cr}$		average
$^{53}\text{Cr}(p,\gamma)^{54}\text{Mn}$	7559.6	1.0				2			75We10 Z
$^{54}\text{Fe}(d,t)^{53}\text{Fe}$	-7121.5	2.1	-7121.2	1.6	0.1	2		NDm	74Jo14
$^{54}\text{Fe}(^3\text{He},\alpha)^{53}\text{Fe}$	7199.6	2.6	7199.2	1.6	-0.2	2		NDm	74Jo14
$^{54}\text{Ti}(\beta^-)^{54}\text{V}$	4280	160	4300	130	0.1	R			96Do23
$^{54}\text{Cr}(t,^3\text{He})^{54}\text{V}$	-7023	15				2		LAI	77Fi03
$^{54}\text{Fe}(^3\text{He},t)^{54}\text{Co}-^{42}\text{Ca}(^42\text{Sc})$	-1817.24	0.18	-1817.08	0.17	0.9	1	86 80 $^{54}\text{Co}$	ChR	87Ko34
$^{54}\text{Sc}-\text{C}_{4.5}$	Original -36000(500) or M=-33500(470) keV								GAu **
$^{54}\text{Sc}-\text{C}_{4.5}$	Original -37000(500) or M=-34470(470) keV								GAu **
$^{54}\text{Sc}-\text{C}_{4.5}$	M-A=-34370(370) keV for mixture gs+m at 110(3) keV								Nubase **
$^{54}\text{Fe}(p,^6\text{He})^{49}\text{Mn}$	Q increased 1 for recalibration								AHW **
$^{54}\text{Fe}(^3\text{He},^6\text{He})^{51}\text{Fe}$	Average with ref. See $^{46}\text{Ti}(^3\text{He},^6\text{He})$								75Mu09**
$^{54}\text{Fe}(p,t)^{52}\text{Fe}$	Q=-21239(8) to 5655.4 level								Ens00 **
$^{55}\text{Sc}-\text{C}_{4.583}$	-30600	1100	-31760	790	-0.7	2		TO3	1.5 90Tu01
	-32100	600			0.4	2		TO6	1.5 98Ba.A
$^{55}\text{Ti}-\text{C}_{4.583}$	-44650	280	-44730	160	-0.2	2		TO3	1.5 90Tu01
	-44880	260			0.4	2		TO5	1.5 94Se12
	-44360	350			-0.7	2		TO6	1.5 98Ba.A
$^{54}\text{Cr}(n,\gamma)^{55}\text{Cr}$	6246.2	0.4	6246.26	0.19	0.2	2			72Wh05 Z
	6246.28	0.21			-0.1	2		Bdn	03Fi.A
$^{54}\text{Cr}(p,\gamma)^{55}\text{Mn}$	8067.2	0.4	8067.0	0.4	-0.5	1	83 80 $^{54}\text{Cr}$		78We12
$^{54}\text{Fe}(n,\gamma)^{55}\text{Fe}$	9297.91	0.3	9298.23	0.20	1.1	-		MMn	80Is02 Z
	9298.53	0.27			-1.1	-		Bdn	03Fi.A
ave.	9298.25	0.20			-0.1	1	96 56 $^{54}\text{Fe}$		average
$^{54}\text{Fe}(p,\gamma)^{55}\text{Co}$	5064.0	0.7	5064.1	0.3	0.1	-			77Er02 Z
	5063.9	0.4			0.4	-			80Ha36 Z
ave.	5063.9	0.3			0.4	1	91 69 $^{55}\text{Co}$		average
$^{55}\text{Ti}(\beta^-)^{55}\text{V}$	7440	200	7480	180	0.2	R			96Do23
$^{55}\text{V}(\beta^-)^{55}\text{Cr}$	5956	100				3		ANB	77Na17
$^{55}\text{Fe}(\epsilon)^{55}\text{Mn}$	231.4	0.4	231.21	0.18	-0.5	-			89Zl.A
	231.0	1.0			0.2	U			93Wi05 *
	231.37	0.30			-0.5	-			95Da14 *
	231.0	0.3			0.7	-			95Sy01 *
$^{55}\text{Mn}(p,n)^{55}\text{Fe}$	-1015.7	2.	-1013.56	0.18	1.1	U		Nvl	59Go68 Z
	-1014.6	0.8			1.3	U		Oak	64Jo11 Z
ave.	231.23	0.19	231.21	0.18	-0.1	1	97 60 $^{55}\text{Fe}$		average
$^{55}\text{Fe}(\epsilon)^{55}\text{Mn}$	Error estimate by evaluator								AHW **
$^{55}\text{Fe}(\epsilon)^{55}\text{Mn}$	Original error 0.10 increased by evaluator								GAu **
$^{55}\text{Fe}(\epsilon)^{55}\text{Mn}$	Original statistical error 0.10 increased by evaluator								GAu **
$^{56}\text{Ti}-\text{C}_{4.667}$	-41300	350	-41800	210	-1.0	2		TO3	1.5 90Tu01
	-42010	300			0.5	2		TO5	1.5 94Se12
	-41770	270			-0.1	2		TO6	1.5 98Ba.A
$^{56}\text{V}-\text{C}_{4.667}$	-49470	250	-49470	220	0.0	2		TO3	1.5 90Tu01
	-49640	260			0.4	2		TO5	1.5 94Se12
	-49310	250			-0.4	2		TO6	1.5 98Ba.A



Item	Input value		Adjusted value		$v_i$	Dg	Sig	Main flux	Lab	$F$	Reference
$^{56}\text{Cr}-^{85}\text{Rb}_{659}$	-1216.3	2.0					2		MA8	1.0	03Gu.A
$^{56}\text{Mn}-^{85}\text{Rb}_{659}$	-2965.1	1.5	-2964.5	0.7	0.4	1	24	24 $^{56}\text{Mn}$	MA8	1.0	03Gu.A
$^{56}\text{Fe}(p,\alpha)^{53}\text{Mn}$	-1052.3	0.8	-1053.4	0.5	-1.4	1	35	33 $^{53}\text{Mn}$	NDm		74Jo14
$^{54}\text{Cr}(t,p)^{56}\text{Cr}$	5995	30	6009.5	2.0	0.5	U			Ald		68Ch20
	6024	10			-1.4	U			LAl		71Ca19
$^{54}\text{Fe}(^3\text{He},n)^{56}\text{Ni}$	4513	14	4511	11	-0.1	2			CIT		67Mi02
$^{55}\text{Mn}(n,\gamma)^{56}\text{Mn}$	7270.53	0.3	7270.45	0.13	-0.3	-			MMn		80Is02 Z
	7270.42	0.15			0.2	-			Bdn		03Fi.A
ave.	7270.44	0.13			0.0	1	99	76 $^{56}\text{Mn}$			average
$^{55}\text{Mn}(p,\gamma)^{56}\text{Fe}$	10183.80	0.17	10183.74	0.17	-0.3	1	95	61 $^{56}\text{Fe}$	Utr		92Gu03 Z
$^{56}\text{Ti}(\beta^-)^{56}\text{V}$	7030	330	7140	280	0.3	R					96Do23
$^{56}\text{Co}(\beta^+)^{56}\text{Fe}$	4566.0	2.0				2					65Fe18
$^{57}\text{Ti}-C_{4.75}$	-35700	1000	-36010	490	-0.2	2			TO3	1.5	90Tu01
	-36200	400			0.3	2			TO6	1.5	98Ba.A
$^{57}\text{V}-C_{4.75}$	-47300	400	-47440	250	-0.2	2			TO3	1.5	90Tu01
	-47640	270			0.5	2			TO5	1.5	94Se12
	-47320	250			-0.3	2			TO6	1.5	98Ba.A
$^{57}\text{Cr}-C_{4.75}$	-56240	250	-56387.0	2.0	-0.4	U			TO3	1.5	90Tu01
	-56300	260			-0.2	U			TO5	1.5	94Se12
	-56170	270			-0.5	U			TO6	1.5	98Ba.A
	2802.1	2.0				2			MA8	1.0	03Gu.A
$^{57}\text{Cr}-^{85}\text{Rb}_{671}$	-2525.1	2.3	-2525.5	2.0	-0.2	1	75	75 $^{57}\text{Mn}$	MA8	1.0	03Gu.A
$^{57}\text{Mn}-^{85}\text{Rb}_{671}$	-1019.8	2.7	-1017.4	1.9	0.9	1	52	52 $^{57}\text{Ni}$	MA8	1.0	03Gu.A
$^{57}\text{Ni}-^{85}\text{Rb}_{671}$	-4308	8	-4309.8	1.9	-0.2	U			NDm		76Ma03
$^{54}\text{Cr}(\alpha,p)^{57}\text{Mn}$	-4302	8			-1.0	U			Can		78An10
$^{54}\text{Fe}(\alpha,p)^{57}\text{Co}$	-1770.3	1.8	-1772.3	0.6	-1.1	U			NDm		74Jo14
$^{55}\text{Mn}(t,p)^{57}\text{Mn}$	7438.2	3.6	7437.1	1.9	-0.3	1	28	25 $^{57}\text{Mn}$	NDm		77Ma12
$^{56}\text{Fe}(n,\gamma)^{57}\text{Fe}$	7646.10	0.17	7646.096	0.029	0.0	o			BNn		76Al16 Z
	7645.96	0.20			0.7	U			BNn		78St25 Z
	7646.13	0.21			-0.2	U			MMn		80Is02 Z
	7645.93	0.15			1.1	U			Ptn		80Ve05 Z
	7646.0956	0.0300			0.0	-			PTB		97Ro26 *
	7646.10	0.15			0.0	-			Bdn		03Fi.A
ave.	7646.096	0.029			0.0	1	100	80 $^{57}\text{Fe}$			average
$^{56}\text{Fe}(p,\gamma)^{57}\text{Co}$	6027.7	1.0	6027.8	0.5	0.1	-					70Ob02 Z
	6029.3	1.5			-1.0	-					71Le21 Z
ave.	6028.2	0.8			-0.4	1	43	24 $^{57}\text{Co}$			average
$^{57}\text{Ti}(\beta^-)^{57}\text{V}$	11020	950	10640	510	-0.4	R					96Do23
$^{57}\text{Cr}(\beta^-)^{57}\text{Mn}$	5100	100	4962.7	2.6	-1.4	U			ANB		78Da04
$^{57}\text{Fe}(p,n)^{57}\text{Co}$	-1619.4	2.0	-1618.3	0.5	0.5	-			Oak		64Jo11 Z
	-1618.2	2.0			0.0	-			Can		70Kn03
ave.	-1618.8	1.4			0.4	1	15	9 $^{57}\text{Co}$			average
* $^{56}\text{Fe}(n,\gamma)^{57}\text{Fe}$	Original error 0.0005 increased for calibration										GAu **
$^{58}\text{V}-C_{4.833}$	-43210	280	-43170	270	0.1	2			TO3	1.5	90Tu01
	-43350	280			0.4	2			TO5	1.5	94Se12
	-42700	400			-0.8	2			TO6	1.5	98Ba.A
$^{58}\text{Cr}-C_{4.833}$	-55680	230	-55650	220	0.1	2			TO3	1.5	90Tu01
	-55750	260			0.3	2			TO5	1.5	94Se12
	-55490	270			-0.4	2			TO6	1.5	98Ba.A
$^{58}\text{Ni}(p,^6\text{He})^{53}\text{Co}$	-27889	18				2			MSU		75Mu09 *
$^{58}\text{Ni}(\alpha,^8\text{He})^{54}\text{Ni}$	-50190	50				2			Tex		77Tr05
$^{58}\text{Ni}(p,\alpha)^{55}\text{Co}$	-1335.1	0.9	-1336.1	0.6	-1.1	1	42	31 $^{55}\text{Co}$	NDm		74Jo14
$^{58}\text{Ni}(^3\text{He},^6\text{He})^{55}\text{Ni}$	-17556	11				2			MSU		77Mu03 *

Item	Input value	Adjusted value	$v_i$	Dg	Sig	Main flux	Lab	F	Reference
$^{58}\text{Ni}(p,t)^{56}\text{Ni}$	-13987	18	-13985	11	0.1	R			Bld 65Ho07
$^{57}\text{Fe}(n,\gamma)^{58}\text{Fe}$	10044.60	0.3	10044.60	0.18	0.0	-			MMn 80Is02 Z
	10044.65	0.24			-0.2	-			Bdn 03Fi.A
ave.	10044.63	0.19			-0.1	1	96 84 $^{58}\text{Fe}$		average
$^{57}\text{Fe}(p,\gamma)^{58}\text{Co}$	6952	3	6954.7	1.2	0.9	1	16 14 $^{58}\text{Co}$		70Er03
$^{58}\text{Ni}(^3\text{He},\alpha)^{57}\text{Ni}$	8360.3	4.	8360.6	1.8	0.1	1	21 19 $^{57}\text{Ni}$	MSU	76Na23
$^{58}\text{Ni}(^7\text{Li},^8\text{He})^{57}\text{Cu}$	-29613	17	-29608	17	0.3	2		Tex	86Ga19
$^{58}\text{Ni}(^{14}\text{N},^{15}\text{C})^{57}\text{Cu}$	-19900	40	-19928	16	-0.7	2		Ber	87St04
$^{58}\text{Fe}(t,^3\text{He})^{58}\text{Mn}$	-6228	30				2		LAl	77Fl03 *
$^{58}\text{Co}(\beta^+)^{58}\text{Fe}$	2305	6	2307.5	1.2	0.4	U			52Ch31
	2307	4				0.1	U		63Rh02
$^{58}\text{Ni}(p,n)^{58}\text{Cu}$	-9351	5	-9348.0	1.4	0.6	2		Mar	64Ma.A
	-9352.6	3.4				1.3	2	Ric	66Bo20 Z
	-9346.6	1.7				-0.8	2	Yal	69Ov01 Z
$^{58}\text{Ni}(\pi^+, \pi^-)^{58}\text{Zn}$	-16908	50				2			86Se04
$^{*58}\text{Ni}(p,^6\text{He})^{53}\text{Co}$	Q increased 1 for recalibration								AHW **
$^{*58}\text{Ni}(^3\text{He},^6\text{He})^{55}\text{Ni}$	Average with ref. See $^{46}\text{Ti}(^3\text{He},^6\text{He})$								75Mu09**
$^{*58}\text{Fe}(t,^3\text{He})^{58}\text{Mn}$	Q=-6300(30) to $^{58}\text{Mn}^m$ at 71.78(0.05)								92Sc.A **
$^{59}\text{V}-C_{4.917}$	-38500	400	-39790	330	-2.2	2		TO3	1.5 90Tu01
	-40700	350				1.7	2	TO5	1.5 94Se12
	-39900	400				0.2	2	TO6	1.5 98Ba.A
$^{59}\text{Cr}-C_{4.917}$	-51490	290	-51410	260	0.2	2		TO3	1.5 90Tu01 *
	-51640	310				0.5	2	TO5	1.5 94Se12 *
	-51100	310				-0.7	2	TO6	1.5 98Ba.A *
$^{59}\text{Co}(p,\alpha)^{56}\text{Fe}$	3240.4	1.4	3241.0	0.5	0.4	1	15 10 $^{56}\text{Fe}$	NDm	74Jo14
$^{59}\text{Ni}(p,t)^{57}\text{Ni}$	-12738.2	3.3	-12734.5	1.8	1.1	1	30 29 $^{57}\text{Ni}$	MSU	76Na23
$^{58}\text{Fe}(n,\gamma)^{59}\text{Fe}$	6581.15	0.30	6581.01	0.11	-0.5	2		Ptn	73Sp06 Z
	6580.94	0.20				0.4	2	Ptn	80Ve05 Z
	6581.02	0.14				0.0	2	Bdn	03Fi.A
$^{58}\text{Fe}(p,\gamma)^{59}\text{Co}-^{56}\text{Fe}(^57\text{Co})$	1336.5	0.7	1336.1	0.5	-0.5	1	44 31 $^{57}\text{Co}$		75Br29
$^{59}\text{Co}(d,t)^{58}\text{Co}$	-4196.0	1.4	-4196.6	1.1	-0.4	1	62 61 $^{58}\text{Co}$	NDm	74Jo14
$^{58}\text{Ni}(n,\gamma)^{59}\text{Ni}$	8999.37	0.30	8999.27	0.05	-0.3	U			75Wi06 Z
	8999.38	0.20				-0.5	U	MMn	77Is01 Z
	8999.10	0.23				0.8	U	ILn	93Ha05 Z
	8999.28	0.05				-0.1	-	ORn	02Ra.A
	8999.15	0.18				0.7	-	Bdn	03Fi.A
ave.	8999.27	0.05				0.1	1	100 88 $^{58}\text{Ni}$	average
$^{58}\text{Ni}(p,\gamma)^{59}\text{Cu}$	3418.5	0.5				2			63Bo07 Z
	3419	2	3418.5	0.5	-0.3	U			70Fo09
	3416.7	2.0				0.9	U		75K106 Z
$^{58}\text{Ni}(p,\pi^-)^{59}\text{Zn}$	-144735	40	-144740	40	-0.1	R			83Sh31
$^{59}\text{Mn}(\beta^-)^{59}\text{Fe}$	5200	100	5180	30	-0.2	U		ANB	77Pa18
$^{59}\text{Ni}(\epsilon)^{59}\text{Co}$	1074.5	1.3	1072.76	0.19	-1.3	U			76Be02 *
$^{59}\text{Co}(p,n)^{59}\text{Ni}$	-1855.8	2.0	-1855.11	0.19	0.3	U		MIT	51Mc48 Z
	-1854.3	4.0				-0.2	U		57Bu37 Z
	-1855.8	1.6				0.4	U	Oak	64Jo11 Z
	-1855.33	0.20				1.1	1	89 70 $^{59}\text{Co}$	PTB 98Bo30
$^{59}\text{Zn}(\beta^+)^{59}\text{Cu}$	9120	100	9100	40	-0.2	3			81Ar13
$^{*59}\text{Cr}-C_{4.917}$	Original -51220(240) or M=-47710(230) keV								GAu **
$^{*59}\text{Cr}-C_{4.917}$	Original -51370(270) or M=-47850(250) keV								GAu **
$^{*59}\text{Cr}-C_{4.917}$	M-A=-47350(250) keV for mixture gs+m at 503.0(1.7) keV								Nubase **
$^{*59}\text{Ni}(\epsilon)^{59}\text{Co}$	Authors add B(K)=8.3 of Ni, changed in 7.7 of Co								AHW **
$^{60}\text{V}-C_5$	-33860	700	-34970	510	-1.1	2		TO3	1.5 90Tu01 *
	-35560	600				0.7	2	TO5	1.5 94Se12 *
	-35140	510				0.2	2	TO6	1.5 98Ba.A *
$^{60}\text{Cr}-C_5$	-49680	240	-49920	230	-0.7	2		TO3	1.5 90Tu01
	-50270	280				0.8	2	TO5	1.5 94Se12
	-49910	280				0.0	2	TO6	1.5 98Ba.A

Item	Input value	Adjusted value	$v_i$	Dg	Sig	Main flux Lab	$F$	Reference	
$^{60}\text{Mn}-C_5$	-56550	240	-57090	90	-1.5	U		TO3 1.5 90Tu01 *	
	-56810	290			-0.6	U		TO5 1.5 94Se12 *	
	-56530	280			-1.3	U		TO6 1.5 98Ba.A *	
$^{60}\text{Co}-C_5$	-66380	280	-66182.9	0.7	0.5	U		TO6 1.5 98Ba.A *	
$^{60}\text{Ni}-^{85}\text{Rb}$	-6937.8	1.6	-6937.2	0.7	0.4	1	17 17 $^{60}\text{Ni}$	MA8 1.0 03Gu.A	
$^{60}\text{Ni}(p,\alpha)^{57}\text{Co}$	-263.6	0.7	-263.8	0.5	-0.3	1	43 36 $^{57}\text{Co}$	NDm 74Jo14	
$^{58}\text{Fe}(t,p)^{60}\text{Fe}$	6907	15	6919	3	0.8	2		LAl 71Ca19	
	6947	10			-2.8	2		MSU 76St11	
	6913	4			1.6	2		LAl 78No05	
$^{60}\text{Ni}(d,\alpha)^{58}\text{Co}$	6084.5	2.2	6084.6	1.1	0.0	1	25 25 $^{58}\text{Co}$	NDm 74Jo14	
$^{58}\text{Ni}(^3\text{He},n)^{60}\text{Zn}$	818	18	820	11	0.1	2		CIT 67Mi02	
	821	13			-0.1	2		Oak 72Gr39	
$^{59}\text{Co}(n,\gamma)^{60}\text{Co}$	7491.88	0.08	7491.92	0.07	0.5	2		BNn 84Ko29 Z	
	7492.05	0.15			-0.9	2		Bdn 03Fi.A	
$^{59}\text{Ni}(n,\gamma)^{60}\text{Ni}$	11387.6	0.4	11387.75	0.05	0.4	U		75Wi06 Z	
	11387.73	0.05			0.3	1	99 67 $^{59}\text{Ni}$	ORn 02Ra.A	
$^{60}\text{Ni}(d,t)^{59}\text{Ni}$	-5130.2	2.1	-5130.51	0.05	-0.1	U		NDm 74Jo14	
$^{60}\text{Mn}(\beta^-)^{60}\text{Fe}$	8234	86				3		ANB 78No03 *	
$^{60}\text{Co}(\beta^-)^{60}\text{Ni}$	2823.6	1.0	2823.07	0.21	-0.5	U		68Wo02	
$^{60}\text{Ni}(p,n)^{60}\text{Cu}$	-6910.3	1.6				2		Yal 69Ov01 Z	
$^{60}\text{V}-C_5$	Original -33800(700) or M=-31500(650) keV							Gau **	
$^{60}\text{V}-C_5$	Original -35500(600) or M=-33070(560) keV							Gau **	
$^{60}\text{V}-C_5$	M-A=-32700(470) keV for mixture gs+m+n at 0#150 and 101(1) keV							Nubase **	
$^{60}\text{Mn}-C_5$	M-A=-52540(230) keV for mixture gs+m at 271.90 keV							Nubase **	
$^{60}\text{Mn}-C_5$	M-A=-52780(260) keV for mixture gs+m at 271.90 keV							Nubase **	
$^{60}\text{Mn}-C_5$	M-A=-52520(250) keV for mixture gs+m at 271.90 keV							Nubase **	
$^{60}\text{Co}-C_5$	M-A=-61800(260) keV for mixture gs+m at 58.59 keV							Ens00 **	
$^{60}\text{Mn}(\beta^-)^{60}\text{Fe}$	E <sup>-</sup> =5714(86) from $^{60}\text{Mn}^m$ at 271.9(0.1) to 2792.4 level							NDS935**	
$^{61}\text{Cr}-C_{5,083}$	-44500	400	-45280	270	-1.3	2		TO3 1.5 90Tu01	
	-45910	300			1.4	2		TO5 1.5 94Se12	
	-45120	280			-0.4	2		TO6 1.5 98Ba.A	
$^{61}\text{Mn}-C_{5,083}$	-55160	300	-55350	240	-0.4	2		TO3 1.5 90Tu01	
	-55540	280			0.5	2		TO5 1.5 94Se12	
	-55320	270			-0.1	2		TO6 1.5 98Ba.A	
$^{58}\text{Ni}(^6\text{Li},t)^{61}\text{Zn}$	-4736	23	-4745	16	-0.4	R		LAl 78Wo01	
$^{60}\text{Ni}(n,\gamma)^{61}\text{Ni}$	7820.22	0.40	7820.13	0.05	-0.2	U		75Wi06 Z	
	7819.96	0.20			0.8	U		MMn 77Is01 Z	
	7820.02	0.20			0.5	U		ILn 93Ha05 Z	
	7820.12	0.05			0.2	-		ORn 02Ra.A	
	7820.06	0.16			0.4	-		Bdn 03Fi.A	
ave.	7820.11	0.05			0.3	1	100 55 $^{61}\text{Ni}$	average	
$^{61}\text{Ga}(\beta^+)^{61}\text{Zn}$	9255	50				3		02We07	
$^{62}\text{Cr}-C_{5,167}$	-42400	600	-43390	360	-1.1	2		TO3 1.5 90Tu01	
	-44200	400			1.4	2		TO5 1.5 94Se12	
	-43100	350			-0.5	2		TO6 1.5 98Ba.A	
$^{62}\text{Mn}-C_{5,167}$	-51510	270	-51570	240	-0.2	2		TO3 1.5 90Tu01	
	-52030	280			1.1	2		TO5 1.5 94Se12	
	-51180	280			-0.9	2		TO6 1.5 98Ba.A	
$^{62}\text{Ni}(p,\alpha)^{59}\text{Co}$	343.3	0.7	346.4	0.3	4.4	1	22 14 $^{59}\text{Co}$	NDm 74Jo14	
$^{59}\text{Co}(\alpha,p)^{62}\text{Ni}$	-346.5	2.3	-346.4	0.3	0.1	U		NDm 74Jo14	
$^{61}\text{Ni}(n,\gamma)^{62}\text{Ni}$	10596.2	1.5	10596.52	0.29	0.2	-		70Fa06	
	10595.8	0.7			1.0	-		75Wi06 Z	
	10595.6	0.4			2.3	-		Bdn 03Fi.A	
$^{62}\text{Ni}(d,t)^{61}\text{Ni}$	-4340.6	1.3	-4339.29	0.29	1.0	-		NDm 74Jo14	
$^{61}\text{Ni}(n,\gamma)^{62}\text{Ni}$	ave.	10595.8	0.3	10596.52	0.29	2.2	1	78 45 $^{61}\text{Ni}$	average

Item	Input value		Adjusted value		$v_i$	Dg	Sig	Main flux Lab	F	Reference
$^{62}\text{Ni}(t,^3\text{He})^{62}\text{Co}$	-5296	20						LAI		76Aj03
$^{62}\text{Cu}(\beta^+)^{62}\text{Ni}$	3932	10	3948	4	1.6	2				54Nu27
	3942	10			0.6	2				64Sa32
	3956	7			-1.1	2				67An01
$^{62}\text{Ni}(p,n)^{62}\text{Cu}$	-4733	10	-4731	4	0.2	2		Bar		61Ri02
	-4734.8	10.			0.4	2		Ric		66Ri09
$^{62}\text{Zn}(\beta^+)^{62}\text{Cu}$	1682	10	1626	11	-5.6	B				50Ha65
	1697	10			-7.1	B				54Nu27
$^{62}\text{Ga}(\beta^+)^{62}\text{Zn}$	9171	26				3		ANB		79Da04
$^{63}\text{Mn}-C_{5.25}$	-49300	400	-49760	280	-0.8	2		TO3	1.5	90Tu01
	-50190	300			1.0	2		TO5	1.5	94Se12
	-49600	290			-0.4	2		TO6	1.5	98Ba.A
$^{63}\text{Fe}-C_{5.25}$	-59190	240	-59630	180	-1.2	2		TO3	1.5	90Tu01
	-59570	290			-0.1	2		TO5	1.5	94Se12
	-58990	300			-1.4	2		TO6	1.5	98Ba.A
$^{63}\text{Ga}-^{85}\text{Rb}_{741}$	4658.0	1.4				2		MA8	1.0	03Gu.A
$^{63}\text{Cu}(p,\alpha)^{60}\text{Ni}$	3754.9	1.5	3756.60	0.30	1.1	U		NDm		76Jo01
$^{62}\text{Ni}(n,\gamma)^{63}\text{Ni}$	6838.04	0.20	6837.78	0.06	-1.3	-		MMn		77Is01 Z
	6837.88	0.18			-0.6	-		ILn		92Ha21 Z
	6837.89	0.14			-0.8	-		Bdn		03Fi.A
ave.	6837.92	0.10			-1.5	1	41 21 $^{62}\text{Ni}$			average
$^{62}\text{Ni}(p,\gamma)^{63}\text{Cu}$	6122.30	0.08	6122.41	0.06	1.3	1	60 31 $^{62}\text{Ni}$	Utr		86De14 Z
$^{63}\text{Ni}(\beta^-)^{63}\text{Cu}$	66.9459	0.0054	66.975	0.015	5.3	F				93Oh02 *
	66.980	0.015			-0.4	1	98 61 $^{63}\text{Ni}$			99Ho09
$^{63}\text{Cu}(p,n)^{63}\text{Zn}$	-4146.5	4.	-4148.9	1.6	-0.6	-		Ric		55Br16
	-4139.5	8.			-1.2	U		Oak		55Ki28 Z
	-4150.1	4.4			0.3	-		Tkm		63Ok01
ave.	-4148.1	2.9			-0.2	1	28 27 $^{63}\text{Zn}$			average
$^{63}\text{Ga}(\beta^+)^{63}\text{Zn}$	5520	100	5665.9	2.1	1.5	U				72Fi.A
* $^{63}\text{Ni}(\beta^-)^{63}\text{Cu}$										99Ho09**
F: excitation of atomic electron not taken into account										
$^{64}\text{Mn}-C_{5.333}$	-45340	350	-45750	290	-0.8	2		TO3	1.5	90Tu01 *
	-46340	350			1.1	2		TO5	1.5	94Se12 *
	-45620	300			-0.3	2		TO6	1.5	98Ba.A *
$^{64}\text{Fe}-C_{5.333}$	-58600	400	-58800	300	-0.3	2		TO3	1.5	90Tu01
	-59130	300			0.7	2		TO5	1.5	94Se12
	-58500	350			-0.6	2		TO6	1.5	98Ba.A
$^{64}\text{Ni}-^{85}\text{Rb}_{753}$	-5609.2	1.4	-5611.7	0.7	-1.8	1	22 22 $^{64}\text{Ni}$	MA8	1.0	03Gu.A
$^{64}\text{Ga}-^{85}\text{Rb}_{753}$	3261.3	2.5	3261.1	2.2	-0.1	1	75 75 $^{64}\text{Ga}$	MA8	1.0	03Gu.A
$^{64}\text{Ge}-C_{5.333}$	-57090	690	-58350	30	-1.8	U		GA6	1.0	02Li24
	-58347	34				2		CP1	1.0	03Sh.A
$^{64}\text{Ni}(^3\text{He},^8\text{B})^{59}\text{Mn}$	-19610	30				2		MSU		76Ka24
$^{64}\text{Ni}(^3\text{He},^7\text{Be})^{60}\text{Fe}$	-6511	10	-6526	3	-1.5	R		MSU		76St11
$^{64}\text{Ni}(\alpha,^7\text{Be})^{61}\text{Fe}$	-21523	20				2		Tex		77Co08
$^{64}\text{Ni}(p,\alpha)^{61}\text{Co}$	663.2	0.7				2		NDm		74Jo14
$^{64}\text{Zn}(p,\alpha)^{61}\text{Cu}$	844.1	0.7				2		NDm		76Jo01
$^{64}\text{Zn}(^3\text{He},^6\text{He})^{61}\text{Zn}$	-12331	23	-12322	16	0.4	2		MSU		79We02
$^{64}\text{Ni}(^{14}\text{C},^{16}\text{O})^{62}\text{Fe}$	-501	40	-442	14	1.5	2		Ors		81Be40
$^{64}\text{Ni}(^{18}\text{O},^{20}\text{Ne})^{62}\text{Fe}$	-1915	50	-1938	14	-0.5	2		Can		76Hi14
	-1920	21			-0.9	2		Hei		77Bh03 *
	-1947	26			0.3	2		Hei		84Ha31
$^{64}\text{Zn}(d,\alpha)^{62}\text{Cu}$	7508	15	7505	4	-0.2	U		MIT		67Sp09
$^{64}\text{Zn}(p,t)^{62}\text{Zn}$	-12493	10				2		Bld		72Fa08
$^{64}\text{Ni}(^{34}\text{S},^{35}\text{Ar})^{63}\text{Fe}$	-17931	260	-18440	170	-1.9	R		Hei		83Wi.B

Item	Input value	Adjusted value	$v_i$	Dg	Sig	Main flux Lab	F	Reference	
$^{64}\text{Ni}(t,\alpha)^{63}\text{Co}$	7266	20			2			66B115	
$^{63}\text{Ni}(n,\gamma)^{64}\text{Ni}$	9657.58	0.24	9658.04	0.19	1.9	1	63	45 $^{64}\text{Ni}$ ILn	92Ha21
$^{63}\text{Cu}(n,\gamma)^{64}\text{Cu}$	7916.07	0.12	7916.03	0.09	-0.3	-		BNn	83De28 Z
	7916.14	0.16			-0.7	-		Bdn	03Fi.A
ave.	7916.10	0.10			-0.7	1	94	68 $^{64}\text{Cu}$	average
$^{64}\text{Zn}(d,t)^{63}\text{Zn}$	-5604.9	1.7	-5604.7	1.5	0.1	1	76	73 $^{63}\text{Zn}$ NDm	76Jo01
$^{64}\text{Ni}(t,^3\text{He})^{64}\text{Co}$	-7288	20				2		LAI	72Fi17
$^{64}\text{Cu}(\beta^+)^{64}\text{Ni}$	1673.4	1.0	1675.03	0.20	1.6	U			83Ch47
$^{64}\text{Ni}(p,n)^{64}\text{Cu}$	-2458.22	0.31	-2457.38	0.20	2.7	1	40	26 $^{64}\text{Ni}$ PTB	92Bo02 Z
$^{64}\text{Cu}(\beta^-)^{64}\text{Zn}$	577.8	1.0	579.4	0.7	1.6	1	47	29 $^{64}\text{Zn}$	83Ch47
$^{64}\text{Zn}(p,n)^{64}\text{Ga}$	-7951	4	-7951.6	2.1	-0.2	1	27	25 $^{64}\text{Ga}$ Tex	72Da.A
$^{64}\text{Zn}(^3\text{He},t)^{64}\text{Ga}$	-7168	8	-7187.9	2.1	-2.5	U		MSU	74Ro16
$^{64}\text{Ge}(\beta^+)^{64}\text{Ga}$	4410	250	4480	30	0.3	U			73Da01
* $^{64}\text{Mn}-\text{C}_{5.333}$	Original -45270(350) or M=-42170(330) keV								GAu **
* $^{64}\text{Mn}-\text{C}_{5.333}$	Original -46270(350) or M=-43100(330) keV								GAu **
* $^{64}\text{Mn}-\text{C}_{5.333}$	M-A=-42430(280) keV for mixture gs+m at 135(3) keV								Nubase **
* $^{64}\text{Ni}(^{18}\text{O},^{20}\text{Ne})^{62}\text{Fe}$	Q-Q( $^{62}\text{Ni}(^{18}\text{O},^{20}\text{Ne})$ )=-2843(20),Q(62)=923(4)								AHW **
$^{65}\text{Mn}-\text{C}_{5.417}$	-43900	600	-43660	580	0.3	2		TO5	1.5 94Se12
	-43500	500			-0.2	2		TO6	1.5 98Ba.A
$^{65}\text{Fe}-\text{C}_{5.417}$	-54520	270	-54620	260	-0.2	2		TO3	1.5 90Tu01 *
	-55110	300			1.1	2		TO5	1.5 94Se12 *
	-54120	350			-1.0	2		TO6	1.5 98Ba.A *
$^{65}\text{Ni}-^{85}\text{Rb}_{.765}$	-2438.0	2.4	-2434.8	0.7	1.3	1	8	8 $^{65}\text{Ni}$ MA8	1.0 03Gu.A
$^{65}\text{Cu}-^{85}\text{Rb}_{.765}$	-4730.6	1.2	-4729.7	0.7	0.8	1	37	37 $^{65}\text{Cu}$ MA8	1.0 03Gu.A
$^{65}\text{Ga}-^{85}\text{Rb}_{.765}$	215.4	1.5	215.6	0.9	0.1	1	36	36 $^{65}\text{Ga}$ MA8	1.0 03Gu.A
$^{65}\text{Ge}-\text{C}_{5.417}$	-60080	270	-60560	110	-1.8	U		GA6	1.0 02Li24
$^{65}\text{Cu}(p,\alpha)^{62}\text{Ni}$	4344.6	1.8	4346.5	0.7	1.0	1	15	9 $^{65}\text{Cu}$ NDm	76Jo01
$^{64}\text{Ni}(n,\gamma)^{65}\text{Ni}$	6097.86	0.20	6098.09	0.14	1.2	-		MMn	77Is01 Z
	6098.28	0.19			-1.0	-		Bdn	03Fi.A
ave.	6098.08	0.14			0.1	1	100	92 $^{65}\text{Ni}$	average
$^{64}\text{Zn}(n,\gamma)^{65}\text{Zn}$	7979.3	0.8	7979.32	0.17	0.0	U			71Ot01 Z
	7979.2	0.5			0.2	U			75De.A Z
	7979.28	0.17			0.2	1	98	51 $^{65}\text{Zn}$ Bdn	03Fi.A
$^{64}\text{Zn}(p,\gamma)^{65}\text{Ga}$	3942.0	1.0	3942.5	0.6	0.5	-			75We24 Z
	3943.0	1.0			-0.5	-			87Vi01
ave.	3942.5	0.7			0.1	1	83	64 $^{65}\text{Ga}$	average
$^{65}\text{Ge}(\epsilon p)^{64}\text{Zn}$	2300	100				2			81Ha44
$^{65}\text{Cu}(p,n)^{65}\text{Zn}$	-2134.6	0.8	-2134.4	0.3	0.2	-		Yal	69Ov01 Z
	-2133.55	0.43			-2.0	-		PTB	89Sc24
ave.	-2133.8	0.4			-1.7	1	79	43 $^{65}\text{Zn}$	average
* $^{65}\text{Fe}-\text{C}_{5.417}$	M-A=-50740(250) keV for mixture gs+m at 364(3) keV								Nubase **
* $^{65}\text{Fe}-\text{C}_{5.417}$	M-A=-51290(280) keV for mixture gs+m at 364(3) keV								Nubase **
* $^{65}\text{Fe}-\text{C}_{5.417}$	M-A=-50370(330) keV for mixture gs+m at 364(3) keV and assuming ratio R=0.13(6), from half-life=430 ns and TOF=1 $\mu\text{s}$								Nubase **
*									GAu **
$^{66}\text{Fe}-\text{C}_{5.5}$	-52300	700	-53220	320	-0.9	2		TO3	1.5 90Tu01
	-54020	350			1.5	2		TO5	1.5 94Se12
	-52800	300			-0.9	2		TO6	1.5 98Ba.A
$^{66}\text{Co}-\text{C}_{5.5}$	-60470	300	-60240	270	0.5	2		TO5	1.5 94Se12 *
	-59870	290			-0.8	2		TO6	1.5 98Ba.A *
$^{66}\text{Ni}-^{85}\text{Rb}_{.776}$	-2409.5	1.5				2		MA8	1.0 03Gu.A
$^{66}\text{Cu}-^{85}\text{Rb}_{.776}$	-2680.6	2.2	-2680.0	0.7	0.3	1	11	11 $^{66}\text{Cu}$ MA8	1.0 03Gu.A
$^{66}\text{As}-\text{C}_{5.5}$	-55290	730				2		GA6	1.0 02Li24
$^{66}\text{Zn}(p,\alpha)^{63}\text{Cu}$	1544.3	0.8	1544.2	0.8	-0.2	1	89	83 $^{66}\text{Zn}$ NDm	76Jo01

Item	Input value	Adjusted value	$v_i$	Dg	Sig	Main flux	Lab	F	Reference
$^{64}\text{Ni}(t,p)^{66}\text{Ni}$	6559	25	6567.8	1.5	0.4	U			71Da16
$^{65}\text{Cu}(n,\gamma)^{66}\text{Cu}$	7065.80	0.12	7065.93	0.09	1.1	–			83De29 Z
	7066.13	0.15			–1.3	–			03Fi.A
ave.	7065.93	0.09			0.0	1	100 89 $^{66}\text{Cu}$		average
$^{66}\text{Co}(\beta^-)^{66}\text{Ni}$	9700	500	9890	250	0.4	R			88Bo06
$^{66}\text{Ni}(\beta^-)^{66}\text{Cu}$	200	30	252.0	1.6	1.7	B			56Jo20
$^{66}\text{Ga}(\beta^+)^{66}\text{Zn}$	5175.0	3.0				2			63Ca03
$^{66}\text{Ge}(\beta^+)^{66}\text{Ga}$	2100	30				3			70De39
$^{66}\text{As}(\beta^+)^{66}\text{Ge}$	9550	50	10120	680	11.4	C			79Da.A
$^{66}\text{Co}-\text{C}_{5,5}$	Original –60160(300) or M=–56040(280) keV								GAu **
$^{66}\text{Co}-\text{C}_{5,5}$	M–A=–55480(270) keV for mixture gs+m+n at 175(3) and 642(5) keV								Nubase **
*	and assuming for first isomer a ratio R=0.5(0.2) to ground-state,								GAu **
*	from half-life=1.21 $\mu\text{s}$ and TOF=1 $\mu\text{s}$								GAu **
$^{67}\text{Fe}-\text{C}_{5,583}$	–50190	500	–49050	450	1.5	2			TO5 1.5 94Se12 *
	–48430	370			–1.1	2			TO6 1.5 98Ba.A *
$^{67}\text{Co}-\text{C}_{5,583}$	–59390	300	–59110	340	0.6	2			TO5 1.5 94Se12
	–58730	350			–0.7	2			TO6 1.5 98Ba.A
$^{67}\text{Ni}-\text{C}_{5,583}$	–68370	430	–68431	3	–0.1	U			TO5 1.5 94Se12 *
	–68090	470			–0.5	U			TO6 1.5 98Ba.A *
$^{67}\text{Ni}-^{85}\text{Rb}_{.788}$	1079.1	3.1				2			MA8 1.0 03Gu.A
$^{67}\text{Cu}-^{85}\text{Rb}_{.788}$	–2760.0	1.3				2			MA8 1.0 03Gu.A
$^{67}\text{As}-\text{C}_{5,583}$	–60500	260	–60810	110	–1.2	U			GA6 1.0 02Li24
$^{67}\text{Zn N}-^{66}\text{Zn }^{15}\text{N}$	4060.21	0.25	4059.03	0.23	–1.9	1	14 12 $^{67}\text{Zn}$		H30 2.5 77Ba10
$^{64}\text{Zn}(\alpha,n)^{67}\text{Ge}$	–8987.5	12.	–8992	5	–0.4	2			ANL 78Mu05
	–8993	5			0.2	2			79Al04
$^{66}\text{Zn}(n,\gamma)^{67}\text{Zn}$	7052.5	0.6	7052.33	0.22	–0.3	–			71Ot01 Z
	7052.5	0.5			–0.3	–			75De.A Z
	7052.5	0.3			–0.6	–			03Fi.A
ave.	7052.50	0.24			–0.7	1	85 70 $^{67}\text{Zn}$		average
$^{67}\text{Cu}(\beta^-)^{67}\text{Zn}$	577	8	561.7	1.5	–1.9	U			53Ea11
$^{67}\text{Zn}(p,n)^{67}\text{Ga}$	–1783.3	1.4	–1783.1	1.2	0.2	1	71 55 $^{67}\text{Ga}$		Oak 64Jo11 Z
$^{67}\text{As}(\beta^+)^{67}\text{Ge}$	6010	100				3			ANB 80Mu12
$^{67}\text{Fe}-\text{C}_{5,583}$	Original –50000(500) or –46570(470) keV								GAu **
$^{67}\text{Fe}-\text{C}_{5,583}$	M–A=–44930(330) keV for mixture gs+m at 367(3) keV								Nubase **
$^{67}\text{Ni}-\text{C}_{5,583}$	Original –67840(300) or M=–63190(280) keV								GAu **
$^{67}\text{Ni}-\text{C}_{5,583}$	M–A=–62930(330) keV for mixture gs+m at 1007(3) keV								Nubase **
$^{68}\text{Fe}-\text{C}_{5,667}$	–46300	500				2			TO6 1.5 98Ba.A
$^{68}\text{Co}-\text{C}_{5,667}$	–55640	350	–55130	340	1.0	2			TO5 1.5 94Se12
	–54750	300			–0.8	2			TO6 1.5 98Ba.A
$^{68}\text{Ni}-\text{C}_{5,667}$	–68030	930	–68131	3	–0.1	U			TO5 1.5 94Se12 *
	–67530	930			–0.4	U			TO6 1.5 98Ba.A *
$^{68}\text{Ni}-^{85}\text{Rb}_{.800}$	2437.0	3.2				2			MA8 1.0 03Gu.A
$^{68}\text{Cu}-\text{C}_{5,667}$	–70570	440	–70389.1	1.7	0.3	U			TO6 1.5 98Ba.A *
$^{68}\text{Cu}-^{85}\text{Rb}_{.800}$	179.1	1.7				2			MA8 1.0 03Gu.A *
$^{68}\text{Ga}-^{85}\text{Rb}_{.800}$	–1484	37	–1451.7	1.6	0.9	U			MA8 1.0 03Gu.A
$^{68}\text{As}-\text{C}_{5,667}$	–63221	107	–63230	50	–0.1	R			GT1 1.0 01Ha66
$^{68}\text{Se}-\text{C}_{5,667}$	–56197	86	–58200	40	–9.3	F			2.5 01La31 *
	–57560	1070			–0.6	U			GA6 1.0 02Li24
	–58202	35				2			CP1 1.0 03Sh.A
$^{66}\text{Ni}(t,p)^{68}\text{Ni}-^{68}\text{Zn}^{70}\text{Zn}$	–2110	21	–2100	4	0.5	U			Hei 77Bh03
$^{67}\text{Zn}(n,\gamma)^{68}\text{Zn}$	10198.2	0.4	10198.10	0.19	–0.3	–			71Ot01 Z
	10198.06	0.22			0.2	–			03Fi.A
ave.	10198.09	0.19			0.0	1	100 98 $^{68}\text{Zn}$		average

Item	Input value	Adjusted value	$v_i$	Dg	Sig	Main flux Lab	F	Reference
$^{68}\text{Cu}(\beta^-)^{68}\text{Zn}$	4580 60	4440.2	1.8	-2.3	B			64Ba13
	4590 50			-3.0	B			72Sw01
$^{68}\text{Zn}(t,^3\text{He})^{68}\text{Cu}$	-4410 20	-4421.6	1.8	-0.6	U	LAI		77Sh08
$^{68}\text{Ga}(\beta^+)^{68}\text{Zn}$	2921.1 1.2				2			72SI03
$^{68}\text{As}(\beta^+)^{68}\text{Ge}$	8100 100	8080	40	-0.2	2	ANB		77Pa13
	8073 54			0.1	2			02ClA *
* $^{68}\text{Ni}-\text{C}_{5,667}$	M-A=-61950(280) keV for mixture gs+n at 2849.1 keV							Ens02 **
* $^{68}\text{Ni}-\text{C}_{5,667}$	M-A=-61480(280) keV for mixture gs+n at 2849.1 keV							Ens02 **
* $^{68}\text{Cu}-\text{C}_{5,667}$	M-A=-65380(350) keV for mixture gs+m at 721.6 keV							Ens02 **
* $^{68}\text{Cu}-^{85}\text{Rb}_{.800}$	Also 948.6(1.6) uu for $^{68}\text{Cu}^m-^{85}\text{Rb}_{.800}$ , yielding Exc.= 716.7(2.2) keV							03Gu.A **
* $^{68}\text{Se}-\text{C}_{5,667}$	F: other results of same work not trusted, see $^{80}\text{Y}$							GAu **
* $^{68}\text{As}(\beta^+)^{68}\text{Ge}$	From mass difference 8667(64) $\mu\text{u}$							02ClA **
$^{69}\text{Co}-\text{C}_{5,75}$	-54800 400	-53680	360	1.9	2	TO5	1.5	94Se12
	-53050 300			-1.4	2	TO6	1.5	98Ba.A
$^{69}\text{Ni}-\text{C}_{5,75}$	-64600 400	-64390	4	0.4	U	TO5	1.5	94Se12 *
	-64250 450			-0.2	U	TO6	1.5	98Ba.A *
$^{69}\text{Ni}-^{85}\text{Rb}_{.812}$	7237.0 4.0				2	MA8	1.0	03Gu.A
$^{69}\text{Cu}-^{85}\text{Rb}_{.812}$	1056.0 1.5				2	MA8	1.0	03Gu.A
$^{69}\text{Zn}-\text{C}_{5,75}$	-73580 400	-73449.7	1.0	0.2	U	TO6	1.5	98Ba.A *
$\text{C}_5\text{H}_9-^{69}\text{Ga}$	144852.7 2.4	144851.7	1.3	-0.2	B	M15	2.5	63Ri07
$^{69}\text{Ga}-^{85}\text{Rb}_{.812}$	-2799.8 1.6	-2799.7	1.3	0.1	1	65 65 $^{69}\text{Ga}$ MA8	1.0	03Gu.A
$^{68}\text{Zn}(n,\gamma)^{69}\text{Zn}$	6482.3 0.8	6482.07	0.16	-0.3	U			71Ot01 Z
	6481.8 0.5			0.5	U			75De.A Z
	6482.07 0.16				2	Bdn		03Fi.A
$^{69}\text{Se}(\epsilon\text{p})^{68}\text{Ge}$	3390 50	3390	30	0.0	-			76Ha29
	3370 70			0.3	-			77Ma24
ave.	3380 40			0.1	1	71 70 $^{69}\text{Se}$		average
$^{69}\text{Zn}(\beta^-)^{69}\text{Ga}$	897 5	909.8	1.5	2.6	B			53Du03
$^{69}\text{Ga}(\text{p,n})^{69}\text{Ge}$	-3009.50 0.55	-3009.5	0.5	0.0	1	100 100 $^{69}\text{Ge}$ PTB		92Bo.B Z
$^{69}\text{As}(\beta^+)^{69}\text{Ge}$	3970 50	4010	30	0.9	-			70Bo19
	4067 50			-1.1	-			77Ma24
ave.	4020 40			-0.1	1	78 78 $^{69}\text{As}$		average
$^{69}\text{Se}(\beta^+)^{69}\text{As}$	6795 52	6790	40	-0.2	1	52 30 $^{69}\text{Se}$		77Ma24
* $^{69}\text{Ni}-\text{C}_{5,75}$	M-A=-59940(330) keV for mixture gs+m+n at 321(2) and 2701(10) keV							Nubase **
* $^{69}\text{Ni}-\text{C}_{5,75}$	M-A=-59620(380) keV for mixture gs+m+n at 321(2) and 2701(10) keV							Nubase **
*	and assuming for second isomer a ratio R=0.13(0.06) to gs,							GAu **
*	from half-life=439 ns and TOF=1 $\mu\text{s}$							GAu **
* $^{69}\text{Zn}-\text{C}_{5,75}$	M-A=-68320(350) keV for mixture gs+m at 438.636 keV							Ens00 **
$^{70}\text{Co}-\text{C}_{5,833}$	-49000 600				2	TO6	1.5	98Ba.A
$^{70}\text{Ni}-\text{C}_{5,833}$	-63980 350	-63500	370	0.9	2	TO5	1.5	94Se12 *
	-63020 350			-0.9	2	TO6	1.5	98Ba.A *
$^{70}\text{Cu}-^{85}\text{Rb}_{.824}$	5077.6 1.7				2	MA8	1.0	03Gu.A
$^{70}\text{Cu}^m-^{85}\text{Rb}_{.824}$	5185.7 2.2				2	MA8	1.0	03Gu.A
$^{70}\text{Cu}^n-^{85}\text{Rb}_{.824}$	5337.4 2.3				2	MA8	1.0	03Gu.A
$^{70}\text{Ga}-^{85}\text{Rb}_{.824}$	-1293.0 2.3	-1292.8	1.3	0.1	1	32 32 $^{70}\text{Ga}$ MA8	1.0	03Gu.A
$\text{C}_5\text{H}_{10}-^{70}\text{Ge}$	154001.3 2.2	154002.9	1.1	0.3	1	4 4 $^{70}\text{Ge}$ M15	2.5	63Ri07
$\text{C}_4\text{H}_6\text{O}-^{70}\text{Ge}$	117616.1 1.8	117617.4	1.1	0.3	1	6 6 $^{70}\text{Ge}$ M15	2.5	63Ri07
$^{70}\text{Se}-\text{C}_{5,833}$	-66890 490	-66610	70	0.6	U	GA6	1.0	98Ch20
	-66635 75			0.3	2	GT1	1.0	01Ha66
	-66520 140			-0.6	2	GA6	1.0	02Li24
$^{70}\text{Zn}^{35}\text{Cl}-^{68}\text{Zn}^{37}\text{Cl}$	3429.5 1.7	3425.2	2.3	-0.6	1	11 9 $^{70}\text{Zn}$ H18	4.0	64Ba03
$^{70}\text{Zn}(^3\text{He},^8\text{B})^{65}\text{Co}$	-18385 13				2	Pri		78Ko24
$^{70}\text{Zn}(\alpha,^7\text{Be})^{67}\text{Ni}$	-19155 36	-19167	3	-0.3	U	Tex		78Co.A
	-19164 22			-0.1	U	Pri		78Ko28

Item	Input value	Adjusted value	$v_i$	Dg	Sig	Main flux	Lab	F	Reference
$^{70}\text{Ge}(p,\alpha)^{67}\text{Ga}$	1180.9	1.5	1180.6	1.2	-0.2	1	65 45 $^{67}\text{Ga}$	NDm	76Jo01
$^{70}\text{Zn}(^{14}\text{C},^{16}\text{O})^{68}\text{Ni}$	1727	30	1656	4	-2.4	U		Ors	88Gi04
$^{70}\text{Zn}(^{18}\text{O},^{20}\text{Ne})^{68}\text{Ni}$	172	26	160	4	-0.5	U		Hei	84Ha31
$^{70}\text{Ge}(p,t)^{68}\text{Ge}$	-11251	13	-11244	6	0.5	-		ChR	72Hs01
	-11244	7			-0.3	-		Ors	77Gu02
ave.	-11244	6			0.0	1	99 99 $^{68}\text{Ge}$		average
$^{70}\text{Zn}(^{14}\text{C},^{15}\text{O})^{69}\text{Ni}$	-8936	150	-9422	4	-3.2	B		Ors	84De33
$^{70}\text{Zn}(d,^3\text{He})^{69}\text{Cu}$	-5605	10	-5623.9	2.4	-1.9	U		ANL	78Ze04
	-5622	13			-0.1	U		Hei	84Ha31
$^{70}\text{Zn}(t,\alpha)^{69}\text{Cu}$	8682	20	8696.5	2.4	0.7	U		LAL	81Aj02
$^{69}\text{Ga}(n,\gamma)^{70}\text{Ga}$	7654.0	1.0	7653.65	0.17	-0.4	U			71Ar12 Z
	7653.65	0.17			0.0	1	100 65 $^{70}\text{Ga}$	Bdn	03Fi.A
$^{70}\text{Ge}(d,^3\text{He})^{69}\text{Ga}$	-3030	7	-3030.8	1.6	-0.1	U		Ors	78Ro14
$^{70}\text{Cu}(\beta^-)^{70}\text{Zn}$	6310	110	6588.5	2.5	2.5	U			75Re09 *
	5928	110			6.0	U			75Re09 *
$^{70}\text{Zn}(t,^3\text{He})^{70}\text{Cu}$	-6559	20	-6569.9	2.5	-0.5	U		LAL	77Sh08
	-6602	20			1.6	U		LAL	87Aj.A
$^{70}\text{Zn}(p,n)^{70}\text{Ga}$	-1436.1	2.0	-1436.9	1.6	-0.3	-		Nvl	59Go68 Z
	-1439.1	3.0			0.8	-		Oak	64Jo11 Z
ave.	-1437.2	1.6			0.2	1	94 91 $^{70}\text{Zn}$		average
$^{70}\text{Ga}(\beta^-)^{70}\text{Ge}$	1650	10	1653.0	1.6	0.3	U			57Bu41
$^{70}\text{As}(\beta^+)^{70}\text{Ge}$	6220	50			2				63Bo14
$^{70}\text{Se}(\beta^+)^{70}\text{As}$	2736	85	2300	80	-5.2	B			01To06
$^{70}\text{Br}(\beta^+)^{70}\text{Se}$	9970	170	10620#	300#	3.8	D		ANB	79Da.A *
$^{70}\text{Ni}-C_{5,833}$	Original -63860(350) or M=-59490(330) keV								
$^{70}\text{Ni}-C_{5,833}$	M-A=-58590(330) keV for mixture gs+m at 2860(2) keV and assuming ratio R=0.04(2), from half-life=210ns and TOF=1 $\mu$ s								
*	E=4550(120), 3370(170) to 1786.5, 3038.2 level								
$^{70}\text{Cu}(\beta^-)^{70}\text{Zn}$	E <sup>-</sup> =6170(110) from 1+ 242 level								
$^{70}\text{Cu}(\beta^-)^{70}\text{Zn}$	Systematical trends suggest $^{70}\text{Br}$ 650 less bound								
$^{70}\text{Br}(\beta^+)^{70}\text{Se}$									
$^{71}\text{Co}-C_{5,917}$	-47100	600				2		TO6	1.5 98Ba.A
$^{71}\text{Ni}-C_{5,917}$	-60000	400	-59260	400	1.2	2		TO5	1.5 94Se12
	-58700	350			-1.1	2		TO6	1.5 98Ba.A
$^{71}\text{Cu}-^{85}\text{Rb}_{.835}$	6332.4	1.6				2		MA8	1.0 03Gu.A
$^{71}\text{Zn}-C_{5,917}$	-72080	380	-72278	11	-0.3	U		TO6	1.5 98Ba.A *
$C_5 H_{11}-^{71}\text{Ga}$	161370.2	3.2	161374.0	1.1	0.5	U		M15	2.5 63Ri07
$^{71}\text{Ga}-^{85}\text{Rb}_{.835}$	-1641.6	3.0	-1643.1	1.1	-0.5	1	13 13 $^{71}\text{Ga}$	MA8	1.0 03Gu.A
$^{71}\text{Se}-C_{5,917}$	-68160	340	-67760	30	1.2	U		GA6	1.0 98Ch20
	-67687	75			-0.9	R		GT1	1.0 01Ha66
	-67830	120			0.6	U		GA6	1.0 02Li24
$^{71}\text{Br}-C_{5,917}$	-61260	610				2		GA6	1.0 02Li24
$^{70}\text{Zn}(^{18}\text{O},^{17}\text{F})^{71}\text{Cu}$	-9529	35	-9586.7	2.5	-1.6	U		Ber	89Bo.A
$^{70}\text{Zn}(d,p)^{71}\text{Zn}$	3609	10				2		ANL	67Vo05
$^{70}\text{Ge}(n,\gamma)^{71}\text{Ge}$	7415.95	0.15	7415.94	0.11	0.0	-		MMn	91Is01 Z
	7415.93	0.15			0.1	-		Bdn	03Fi.A
ave.	7415.94	0.11			0.0	1	100 64 $^{70}\text{Ge}$		average
$^{70}\text{Ge}(p,\gamma)^{71}\text{As}$	4619	5	4620	4	0.2	R			75Li14
$^{71}\text{Ge}(\epsilon)^{71}\text{Ga}$	233.0	0.5	232.51	0.22	-1.0	-		Hei	84Ha.A
	229.3	1.0			3.2	F			91Zi01 *
	232.1	0.5			0.8	-			93Di03 *
	232.71	0.29			-0.7	-			95Le19
ave.	232.65	0.22			-0.6	1	94 61 $^{71}\text{Ge}$		average
$^{71}\text{Ga}(^3\text{He},t)^{71}\text{Ge}-^{65}\text{Cu}()^{65}\text{Zn}$	1122.0	0.9	1119.6	0.4	-2.7	1	18 7 $^{65}\text{Zn}$	Pri	84Ko10
$^{71}\text{As}(\beta^+)^{71}\text{Ge}$	1997	20	2013	4	0.8	U			53St31
	2010	10			0.3	2			54Th36
	2012	10			0.1	2			55Gr08



Item	Input value		Adjusted value		$v_i$	Dg	Sig	Main flux	Lab	F	Reference
$^{71}\text{Se}(\beta^+)^{71}\text{As}$	4428	125	4780	30	2.8	B					73Sc17
	4762	35			0.5	3					01To06
$^{71}\text{Kr}(\epsilon)^{71}\text{Br}$	10140	320				3					97Oi01
$^{71}\text{Zn}-\text{C}_6^{917}$	M–A=–67060(350) keV for mixture gs+m at 157.7 keV										Ens93 **
$^{71}\text{Ge}(\epsilon)^{71}\text{Ga}$	F: sees 17 keV neutrino										AHW **
$^{71}\text{Ge}(\epsilon)^{71}\text{Ga}$	Original error 0.1 increased for calibration uncertainty										GAu **
$^{72}\text{Ni}-\text{C}_6$	–58700	500	–57910	470	1.1	2			TO5	1.5	94Se12
	–57400	400			–0.8	2			TO6	1.5	98Ba.A
$^{72}\text{Cu}-\text{C}_6$	–64250	510	–64179.7	1.5	0.1	U			TO6	1.5	98Ba.A *
$^{72}\text{Cu}-^{85}\text{Rb}_{.847}$	10534.4	1.5				2			MA8	1.0	03Gu.A
$^{72}\text{Ga}-^{85}\text{Rb}_{.847}$	1079.5	1.5	1080.4	1.1	0.6	1	53	53 $^{72}\text{Ga}$	MA8	1.0	03Gu.A
$\text{C}_4 \text{H}_8 \text{O}-^{72}\text{Ge}$	135438.4	2.1	135439.1	1.8	0.1	1	11	11 $^{72}\text{Ge}$	M15	2.5	63Ri07
$^{72}\text{Kr}-^{85}\text{Rb}_{.847}$	16806.5	8.6	16806	9	0.0	1	100	100 $^{72}\text{Kr}$	MA8	1.0	02Ro.A
$^{70}\text{Ge} \text{H}_2-^{72}\text{Ge}$	17821.3	1.7	17821.6	2.0	0.1	1	22	16 $^{72}\text{Ge}$	M15	2.5	63Ri07
$^{70}\text{Zn}(\text{t,p})^{72}\text{Zn}$	6231	20	6228	6	–0.2	U			Ald		72Hu06
$^{71}\text{Ga}(\text{n},\gamma)^{72}\text{Ga}$	6521.1	1.0	6520.45	0.19	–0.6	U					70Li04 Z
	6520.44	0.19			0.1	1	99	52 $^{71}\text{Ga}$	Bdn		03Fi.A
$^{72}\text{Ge}(\text{d},^3\text{He})^{71}\text{Ga}$	–4241	7	–4241.2	1.8	0.0	U			Ors		78Ro14
$^{72}\text{Zn}(\beta^-)^{72}\text{Ga}$	458	6				2					63Th03
$^{72}\text{As}(\beta^+)^{72}\text{Ge}$	4361	10	4356	4	–0.5	2					50Me55
	4345	10			1.1	2					68Vi05
$^{72}\text{Ge}(\text{p,n})^{72}\text{As}$	–5140	5	–5138	4	0.3	2			Kyu		76Ki12
$^{72}\text{Br}(\beta^+)^{72}\text{Se}$	8869	95	8880	60	0.1	1	40	39 $^{72}\text{Br}$			01To06
$^{72}\text{Kr}(\beta^+)^{72}\text{Br}$	5040	80	5070	60	0.4	1	55	55 $^{72}\text{Br}$			73Sc17
$^{72}\text{Cu}-\text{C}_6$	M–A=–59710(470) keV for mixture gs+m at 270(3) keV										Nubase **
$^{73}\text{Ni}-\text{C}_{6.083}$	–52500	500	–53530#	320#	–1.4	D			TO6	1.5	98Ba.A *
$^{73}\text{Cu}-\text{C}_{6.083}$	–62740	350	–63325	4	–1.1	U			TO6	1.5	98Ba.A
$^{73}\text{Cu}-^{85}\text{Rb}_{.859}$	12447.9	4.2				2			MA8	1.0	03Gu.A
$^{73}\text{Zn}-\text{C}_{6.083}$	–70100	380	–70220	40	–0.2	U			TO6	1.5	98Ba.A *
$^{73}\text{Ga}-^{85}\text{Rb}_{.859}$	947.3	1.8				2			MA8	1.0	03Gu.A
$\text{C}_4 \text{H}_9 \text{O}-^{73}\text{Ge}$	141878.4	2.1	141881.0	1.8	0.5	1	11	11 $^{73}\text{Ge}$	M15	2.5	63Ri07
$^{73}\text{Br}-\text{C}_{6.083}$	–68428	97	–68310	50	1.2	1	32	32 $^{73}\text{Br}$	GT1	1.0	01Ha66
$^{73}\text{Kr}-^{85}\text{Rb}_{.859}$	15062.8	9.7	15062	7	–0.1	2			MA8	1.0	02He23
	15060.7	10.3			0.1	2			MA8	1.0	02Ro.A
$^{73}\text{Br}-^{72}\text{Br}$	–4610	330	–4950	80	–0.4	U			CR1	2.5	89Sh10 *
	–4709	166			–1.0	1	11	6 $^{72}\text{Br}$	CR2	1.5	91Sh19 *
$^{72}\text{Ge}(\text{n},\gamma)^{73}\text{Ge}$	6782.94	0.05	6782.94	0.05	0.0	1	98	72 $^{72}\text{Ge}$	MMn		91Is01 Z
	6783.12	0.15			–1.2	U			Bdn		03Fi.A
$^{72}\text{Ge}(\text{d},^3\text{He,d})^{73}\text{As}$	160	4	166	4	1.6	1	80	80 $^{73}\text{As}$	Hei		76Sc13
$^{73}\text{Kr}(\text{ep})^{72}\text{Se}$	3700	150	4054	14	2.4	B					81Ha44
$^{73}\text{Se}(\beta^+)^{73}\text{As}$	2740	10	2739	10	–0.1	1	99	99 $^{73}\text{Se}$			56Ha10
$^{73}\text{Br}(\beta^+)^{73}\text{Se}$	4648	400	4590	50	–0.1	U					74Ro11 *
	4688	140			–0.7	–					87He21 *
	4610	70			–0.3	–					01To06
	ave.	4630	60		–0.6	1	65	64 $^{73}\text{Br}$			average
$^{73}\text{Kr}(\beta^+)^{73}\text{Br}$	6790	350	7080	50	0.8	U					73Sc17
	6860	220			1.0	U					97Oi01
$^{73}\text{Ni}-\text{C}_{6.083}$	Systematical trends suggest $^{73}\text{Ni}$ 960 more bound										GAu **
$^{73}\text{Zn}-\text{C}_{6.083}$	M–A=–65200(350) keV for mixture gs+m at 195.5 keV										Ens93 **
$^{73}\text{Br}-^{72}\text{Br}$	$D_M = -4660(330)$ uu corrected for $^{72}\text{Br}$ gs+m mixture at 100.92 keV										Ens95 **
$^{73}\text{Br}-^{72}\text{Br}$	From $^{72}\text{Br}/^{73}\text{Br} = 0.98635312(227)$										AHW **
$^{73}\text{Br}(\beta^+)^{73}\text{Se}$	$E^+ = 3600(400)$ to $^{73}\text{Se}^m$ at 25.71										NDS938**
$^{73}\text{Br}(\beta^+)^{73}\text{Se}$	$E^+ = 3640(140)$ to $^{73}\text{Se}^m$ at 25.71										NDS938**

Item	Input value	Adjusted value	$v_i$	Dg	Sig	Main flux Lab	$F$	Reference
$^{74}\text{Cu}-\text{C}_{5,167}$	-59400	400	-60125	7	-1.2	U		TO6 1.5 98Ba.A
$^{74}\text{Cu}-^{85}\text{Rb}_{.871}$	16706.0	6.6				2		MA8 1.0 03Gu.A
$^{74}\text{Ga}-^{85}\text{Rb}_{.871}$	3777.1	22.6	3777	4	0.0	U		MA8 1.0 02Ke.A *
	3776.9	4.0				2		MA8 1.0 03Gu.A
$\text{C } ^{32}\text{S}_2-^{74}\text{Ge H}_2$	7314.0	1.4	7314.2	1.8	0.0	1	25 25 $^{74}\text{Ge}$	M15 2.5 63Ri07
$\text{C}_6 \text{H}_2-^{74}\text{Se}$	93173.8	3.8	93173.6	1.8	0.0	U		M15 2.5 63Ri07
$^{74}\text{Kr}-^{85}\text{Rb}_{.871}$	9916.8	2.6	9915.5	2.2	-0.5	-		MA8 1.0 02He23
	9909.7	4.4				1.3		MA8 1.0 02Ro.A
ave.	9915.0	2.2				0.2	96 96 $^{74}\text{Kr}$	average
$^{74}\text{Rb}-^{85}\text{Rb}_{.871}$	21109	19	21096	4	-0.7	o		MA8 1.0 02He23
	21097.9	4.3				-0.5	84 84 $^{74}\text{Rb}$	MA8 1.0 03Ke.A
$^{74}\text{Rb}-\text{C}_{5,167}$	-55770	107	-55735	4	0.3	U		P40 1.0 02Vi.A
$^{74}\text{Ge } ^{35}\text{Cl}-^{72}\text{Ge } ^{37}\text{Cl}$	2052.01	0.26	2052.04	0.10	0.1	1	7 3 $^{74}\text{Ge}$	H44 1.5 91Hy01
$^{74}\text{Se}(\text{p,t})^{72}\text{Se}$	-11979	12	-11979	12	0.0	1	99 99 $^{72}\text{Se}$	Win 74De31
$^{74}\text{Ge}(\text{d}, ^3\text{He})^{73}\text{Ga}$	-5515	7	-5518.6	2.3	-0.5	U		Ors 78Ro14
	-5509	13				-0.7		Hei 84Ha31
$^{73}\text{Ge}(\text{n},\gamma)^{74}\text{Ge}$	10195.90	0.15	10196.22	0.06	2.1	-		ILn 85Ho.A Z
	10196.31	0.07				-1.3		MMn 91Is01 Z
	10196.06	0.20				0.8		Bdn 03Fi.A
ave.	10196.22	0.06				0.0	97 62 $^{73}\text{Ge}$	average
$^{74}\text{Se}(\text{d}, ^3\text{He})^{73}\text{As}$	-3027	8	-3052	4	-3.1	1	20 20 $^{73}\text{As}$	Ors 83Ro08 *
$^{74}\text{Zn}(\beta^-)^{74}\text{Ga}$	2350	100	2340	50	-0.1	U		72Er05
$^{74}\text{Ga}(\beta^-)^{74}\text{Ge}$	5400	100	5373	4	-0.3	U		62Ei02
$^{74}\text{As}(\beta^+)^{74}\text{Ge}$	2558	4	2562.5	1.7	1.1	-		71Bo01 *
$^{74}\text{Ge}(\text{p,n})^{74}\text{As}$	-3343.5	5.6	-3344.8	1.7	-0.2	-		Tkm 63Ok01
	-3348.3	5.				0.7		Oak 64Jo11 Z
	-3346	5				0.2		70Fi03 Z
	-3347	3				0.7		Kyu 73Ki11
ave.	2562.9	1.9	2562.5	1.7	-0.2	1	82 82 $^{74}\text{As}$	average
$^{74}\text{As}(\beta^-)^{74}\text{Se}$	1351	4	1352.8	1.8	0.4	1	19 18 $^{74}\text{As}$	71Bo01 *
$^{74}\text{Br}(\beta^+)^{74}\text{Se}$	6857	100	6907	15	0.5	U		69La15 *
$^{74}\text{Se}(\text{p,n})^{74}\text{Br}$	-7689	15				2		75Lu02 *
$^{74}\text{Kr}(\beta^+)^{74}\text{Br}$	3000	200	2975	15	-0.1	U		74Ro11
	3327	125				-2.8		75Sc07
$^{74}\text{Rb}(\beta^+)^{74}\text{Kr}$	10405	9	10414	4	1.1	1	20 16 $^{74}\text{Rb}$	03Pi08 *
$^{74}\text{Ga}-^{85}\text{Rb}_{.871}$								02Ke.A **
$^{74}\text{Se}(\text{d}, ^3\text{He})^{73}\text{As}$								AHW **
$^{74}\text{As}(\beta^+)^{74}\text{Ge}$								AHW **
*								AHW **
$^{74}\text{As}(\beta^-)^{74}\text{Se}$								AHW **
$^{74}\text{Br}(\beta^+)^{74}\text{Se}$								69La15 **
*								93Do05**
$^{74}\text{Se}(\text{p,n})^{74}\text{Br}$								AHW **
$^{74}\text{Rb}(\beta^+)^{74}\text{Kr}$								GAU **
								Deduced from measured half-life and branching ratio
$^{75}\text{Cu}-\text{C}_{6,25}$	-58100	700				2		TO6 1.5 98Ba.A
$^{75}\text{Ga}-^{85}\text{Rb}_{.882}$	4301.7	2.6				2		MA8 1.0 03Gu.A
$\text{C}_3 \text{H}_7 \text{O}_2-^{75}\text{As}$	123009.8	2.6	123008.0	2.0	-0.3	1	9 9 $^{75}\text{As}$	M15 2.5 63Ri07
$^{75}\text{As}-^{85}\text{Rb}_{.882}$	-601.3	7.6	-602.1	2.0	-0.1	U		MA8 1.0 02Ke.A
$^{75}\text{Kr}-^{85}\text{Rb}_{.882}$	8747.2	8.7				2		MA8 1.0 02He23
$^{75}\text{Rb}-\text{C}_{6,25}$	-61430	8				2		MA2 1.0 94Ot01
$^{74}\text{Ge}(\text{n},\gamma)^{75}\text{Ge}$	6505.26	0.08	6505.31	0.07	0.6	2		MMn 91Is01 Z
	6505.45	0.14				-1.0		Bdn 03Fi.A
$^{74}\text{Ge}(\text{p},\gamma)^{75}\text{As}$	6901.6	5.	6898.9	1.0	-0.5	U		74Wa08
$^{74}\text{Ge}(\text{d}, ^3\text{He})^{75}\text{As}$	1414	4	1405.5	1.0	-2.1	U		Hei 76Sc13
$^{74}\text{Se}(\text{n},\gamma)^{75}\text{Se}$	8027.60	0.08	8027.60	0.07	0.0	-		ILn 84To11 Z
	8027.59	0.16				0.1		Bdn 03Fi.A
ave.	8027.60	0.07				0.0	100 99 $^{74}\text{Se}$	average
$^{75}\text{Zn}(\beta^-)^{75}\text{Ga}$	6060	80	6000	70	-0.8	3		Stu 86Ek01
$^{75}\text{As}(\text{p,n})^{75}\text{Se}$	-1647.2	2.0	-1645.7	0.8	0.7	-		Nvl 59Go68 Z
	-1647.3	1.1				1.5		Oak 64Jo11 Z
ave.	-1647.3	1.0				1.6	71 63 $^{75}\text{As}$	average

Item	Input value		Adjusted value		$v_i$	Dg	Sig	Main flux	Lab	F	Reference
$^{75}\text{Br}(\beta^+)^{75}\text{Se}$	3010	20	3030	14	1.0	2					52Fu04
	3030	50			0.0	U					61Ba43
	3050	20			-1.0	2					69Ra24
$^{75}\text{Sr}(\epsilon)^{75}\text{Rb}$	10600	220				3					03Hu01
$^{76}\text{Cu}-^{85}\text{Rb}_{.894}$	24135.0	7.2				2			MA8	1.0	03Gu.A
$^{76}\text{Ga}-^{85}\text{Rb}_{.894}$	7687.6	2.1				2			MA8	1.0	03Gu.A
$\text{C}^{32}\text{S}_2-^{76}\text{Ge}$	22741.6	1.5	22739.4	1.8	-0.6	U			M15	2.5	63Ri07
$^{76}\text{Ge}-\text{C}_{6.333}$	-78597.242	0.096	-78597.4	1.8	-2.1	U			ST2	1.0	01Do08
$^{76}\text{Kr}-^{85}\text{Rb}_{.894}$	4774.3	4.7	4770	4	-0.9	1	85	85 $^{76}\text{Kr}$	MA8	1.0	02He23
$^{76}\text{Rb}-\text{C}_{6.333}$	-64929	8	-64927.8	2.0	0.2	U			MA2	1.0	94Ot01
$^{76}\text{Rb}-^{85}\text{Rb}_{.894}$	13932.2	2.0				2			MA8	1.0	02He23
$^{76}\text{Sr}-\text{C}_{6.333}$	-58813	107	-58230	40	2.2	F				2.5	01La31 *
$^{76}\text{Sr}^{19}\text{F}-\text{C}_{7.917}$	-59830	40				2			MA8	1.0	01Si.A
$^{76}\text{Ge}^{35}\text{Cl}-^{74}\text{Ge}^{37}\text{Cl}$	3174.61	0.41	3174.9	0.5	0.4	1	69	43 $^{76}\text{Ge}$	H44	1.5	91Hy01
$^{76}\text{Se}^{35}\text{Cl}-^{74}\text{Ge}^{37}\text{Cl}$	986.30	0.65	985.9	0.5	-0.4	1	28	17 $^{76}\text{Se}$	H44	1.5	91Hy01
$^{76}\text{Ge}-^{76}\text{Se}$	2188.60	0.42	2188.96	0.05	0.6	U			H44	1.5	91Hy01
	2188.963	0.054			0.0	1	100	53 $^{76}\text{Ge}$	ST2	1.0	01Do08
$^{75}\text{Rb}-^{76}\text{Rb}_{.493}$ , $^{74}\text{Rb}_{.507}$	-1140	170	-1083	8	0.1	U			P20	2.5	82Au01
$^{76}\text{Ge}^{14}\text{C},^{17}\text{O}^{73}\text{Zn}$	-3974	40				2			Ors		84Be10
$^{76}\text{Ge}^{14}\text{C},^{16}\text{O}^{74}\text{Zn}$	163	40	250	50	2.2	2			Ors		84Be10
$^{76}\text{Ge}^{18}\text{O},^{20}\text{Ne}^{74}\text{Zn}$	-1219	21	-1240	50	-1.2	2			Hei		84Ha31
$^{76}\text{Ge}^{14}\text{C},^{15}\text{O}^{75}\text{Zn}$	-10354	150	-10580	70	-1.5	R			Ors		84De33
$^{76}\text{Ge}(\text{d},^3\text{He})^{75}\text{Ga}$	-6545	7	-6544.0	2.9	0.1	U			Ors		78Ro14
	-6536	22			-0.4	U			Hei		84Ha31
$^{75}\text{As}(\text{n},\gamma)^{76}\text{As}$	7328.421	0.075	7328.41	0.07	-0.1	1	100	84 $^{76}\text{As}$	ILn		90Ho10 Z
	7328.81	0.15			-2.7	B			Bdn		03Fi.A
$^{75}\text{Se}(\text{n},\gamma)^{76}\text{Se}$	11154.15	0.30	11154.35	0.29	0.7	1	97	91 $^{75}\text{Se}$	ILn		83To20 Z
$^{76}\text{Zn}(\beta^-)^{76}\text{Ga}$	4160	80				3			Stu		86Ek01
$^{76}\text{Ga}(\beta^-)^{76}\text{Ge}$	7010	90	6916.4	2.6	-1.0	U			Stu		86Ek01
$^{76}\text{As}(\beta^-)^{76}\text{Se}$	2970	2	2962.5	0.8	-3.7	1	17	16 $^{76}\text{As}$			69Na11
$^{76}\text{Br}(\beta^+)^{76}\text{Se}$	5002	20	4963	9	-2.0	2					71Dz08
$^{76}\text{Br}(\text{n},\text{p})^{76}\text{Se}$	5730	15	5745	9	1.0	2			ILL		78An14
$^{76}\text{Se}(\text{p},\text{n})^{76}\text{Br}$	-5738.6	15.	-5745	9	-0.4	2					75Lu02
* $^{76}\text{Sr}-\text{C}_{6.333}$											GAu **
F: other results of same work not trusted, see $^{80}\text{Y}$											
$^{77}\text{Zn}-\text{C}_{6.417}$	-62790	780	-63040	130	-0.2	U			TO6	1.5	98Ba.A *
$^{77}\text{Ga}-^{85}\text{Rb}_{.906}$	9072.8	2.6				2			MA8	1.0	03Gu.A
$^{77}\text{Kr}-^{85}\text{Rb}_{.906}$	4588.5	2.1				2			MA8	1.0	02He23
$^{77}\text{Rb}-\text{C}_{6.417}$	-69592	8				2			MA2	1.0	94Ot01
$^{77}\text{Sr}^{19}\text{F}-\text{C}_8$	-63652	10				2			MA8	1.0	01Si.A
$^{75}\text{Rb}-^{77}\text{Rb}_{.325}$ , $^{74}\text{Rb}_{.676}$	-1340	380	-1058	11	0.3	U			P20	2.5	82Au01
$^{76}\text{Ge}(\text{n},\gamma)^{77}\text{Ge}$	6072.5	1.0	6072.3	0.4	-0.2	U					72Gr34 Z
	6071.7	1.2			0.5	U					72Ha74 Z
	6072.3	0.4				2			Bdn		03Fi.A
$^{76}\text{Ge}(^3\text{He},\text{d})^{77}\text{As}$	2497	3	2499.0	1.8	0.7	1	34	31 $^{77}\text{As}$	Hei		76Sc13
$^{76}\text{Se}(\text{n},\gamma)^{77}\text{Se}$	7418.87	0.20	7418.86	0.06	0.0	-			BNn		81En07
	7418.85	0.07			0.1	-			ILn		85To10 Z
	7418.85	0.15			0.1	-			Bdn		03Fi.A
ave.	7418.85	0.06			0.1	1	99	72 $^{77}\text{Se}$			average
$^{77}\text{Sr}(\text{ep})^{76}\text{Kr}$	3850	200	3921	10	0.4	U					76Ha29
$^{77}\text{Zn}(\beta^-)^{77}\text{Ga}$	7270	120				3			Stu		86Ek01
$^{77}\text{Ga}(\beta^-)^{77}\text{Ge}$	5340	60	5221.7	3.0	-2.0	U			Stu		77A117
$^{77}\text{As}(\beta^-)^{77}\text{Se}$	679	4	683.0	1.8	1.0	1	19	18 $^{77}\text{As}$			51Je01
$^{77}\text{Se}(\text{p},\text{n})^{77}\text{Br}$	-2147	4	-2147.0	2.8	0.0	2			Oak		58Jo01
	-2147.0	4.			0.0	2			Tkm		63Ok01

Item	Input value		Adjusted value		$v_i$	Dg	Sig	Main flux	Lab	$F$	Reference	
$^{77}\text{Kr}(\beta^+)^{77}\text{Br}$	3012	30	3065	4	1.8	U					55Th01	
$^{77}\text{Rb}(\beta^+)^{77}\text{Kr}$	5272	26	5345	8	2.8	B					82Mo10	
	5113	69			3.4	B			BNL		83Li11	
$^{77}\text{Sr}(\beta^+)^{77}\text{Rb}$	6986	227	7020	12	0.2	U			BNL		83Li11	
$^{77}\text{Zn}-\text{C}_{6,417}$	M–A=–58100(700) keV for mixture gs+m at 772.39 keV										Ens97 **	
$^{78}\text{Ga}-^{85}\text{Rb}_{,918}$	12585.2	2.6				2			MA8	1.0	03Gu.A	
$\text{C}_6\text{H}_6-^{78}\text{Se}$	129642.6	2.2	129641.1	1.8	–0.3	1	10	10	$^{78}\text{Se}$	M15	2.5	63Ri07
$\text{C}_6\text{H}_6-^{78}\text{Kr}$	126548.3	3.6	126585.4	1.2	4.1	B			M15	2.5	63Ri07	
$^{78}\text{Kr}-^{85}\text{Rb}_{,918}$	1342.3	1.4	1341.8	1.2	–0.4	–			MA8	1.0	02He23	
	1338.9	2.2			1.3	–			MA8	1.0	02Ro.A	
ave.	1341.3	1.2			0.4	1	95	95	$^{78}\text{Kr}$			average
$^{78}\text{Rb}-\text{C}_{6,5}$	–71859	8				2			MA2	1.0	94Ot01	
$^{78}\text{Sr}-\text{C}_{6,5}$	–67820	8				2			MA2	1.0	94Ot01	
$^{78}\text{Se}^{35}\text{Cl}-^{76}\text{Ge}^{37}\text{Cl}$	–1143.57	0.72	–1143.38	0.20	0.2	1	3	2	$^{78}\text{Se}$	H44	1.5	91Hy01
$^{78}\text{Se}^{35}\text{Cl}-^{76}\text{Se}^{37}\text{Cl}$	1044.58	0.45	1045.59	0.19	1.5	1	8	5	$^{78}\text{Se}$	H44	1.5	91Hy01
$^{77}\text{Rb}-^{78}\text{Rb}_{,494}^{76}\text{Rb}_{,507}$	–1192	19	*			U			P20	2.5	82Au01	
$^{78}\text{Kr}(\alpha,^8\text{He})^{74}\text{Kr}$	–41080	75	–41021	7	0.8	U			Tex		82Mo23 *	
$^{78}\text{Se}(\text{p},\alpha)^{75}\text{As}$	870.9	2.3	870.4	0.8	–0.2	1	13	12	$^{75}\text{As}$	NDm		82Zu04
$^{78}\text{Kr}(\beta^-,^6\text{He})^{75}\text{Kr}$	–12581	14	–12520	8	4.4	B						87Mo06
$^{76}\text{Ge}(\text{t,p})^{78}\text{Ge}$	6310	5	6310	4	0.0	2			LAl			78Ar12
	6310	5			0.0	2			Phi			81St18
$^{78}\text{Kr}(\alpha,^6\text{He})^{76}\text{Kr}$	–20351	10	–20336	4	1.5	R			Tex			82Mo23 *
$^{78}\text{Kr}(\text{p,t})^{76}\text{Kr}$	–12840	15	–12826	4	0.9	U			Tky			81Ma30
$^{78}\text{Se}(\text{d},^3\text{He})^{77}\text{As}$	–4904	4	–4905.0	1.8	–0.3	1	19	18	$^{77}\text{As}$	Ors		83Ro08 *
$^{77}\text{Se}(\text{n},\gamma)^{78}\text{Se}$	10497.7	0.3	10497.81	0.16	0.4	–			BNn			81En07 Z
	10497.75	0.21			0.3	–			Bdn			03Fi.A
ave.	10497.73	0.17			0.4	1	90	64	$^{78}\text{Se}$			average
$^{78}\text{Kr}(\text{d,t})^{77}\text{Kr}$	–5804	7	–5824.4	2.2	–2.9	B						87Mo06
$^{78}\text{Zn}(\beta^-)^{78}\text{Ga}$	6440	140	6360	90	–0.5	o			Stu			86Ek01
	6364	90				3			Stu			00Me.A
$^{78}\text{Ga}(\beta^-)^{78}\text{Ge}$	8200	80	8156	5	–0.6	o			Stu			86Ek01
	8054	43			2.4	B			Stu			00Me.A
$^{78}\text{Ge}(\beta^-)^{78}\text{As}$	967	30	955	10	–0.4	R						65Fr04
	987	20			–1.6	R						65Kv01
$^{78}\text{Se}(\text{p,n})^{78}\text{Br}$	–4344	10	–4356	4	–1.2	2			Bar			61Ri02
	–4370	10			1.4	2			LAl			61Sc11
	–4355.5	7.4			–0.1	2			Tkm			63Ok01 Z
	–4356	5			0.0	2						70Fi03 Z
$^{78}\text{Rb}^+(\text{IT})^{78}\text{Rb}$	74	12				3						82Au01 *
$^{78}\text{Kr}(\alpha,^8\text{He})^{74}\text{Kr}$	Original –41120(75) for 4 events included 1 background event										GAu **	
$^{78}\text{Kr}(\alpha,^6\text{He})^{76}\text{Kr}$	Replaced by calibration free $^{80}\text{Kr}(\alpha,^6\text{He})^{78}\text{Kr}-^{78}\text{Kr}^{76}\text{Kr}$										GAu **	
$^{78}\text{Se}(\text{d},^3\text{He})^{77}\text{As}$	Original value –4910(4) corrected, see $^{74}\text{Se}(\text{d},^3\text{He})$										AHW **	
$^{78}\text{Rb}^+(\text{IT})^{78}\text{Rb}$	Corrected; using $^{78}\text{Rb}^m(\text{IT})=111.2$										GAu **	
$\text{C}_6\text{H}_7-^{79}\text{Br}$	136444.3	2.4	136438.1	2.2	–1.0	U			M15	2.5	63Ri07	
$^{79}\text{Kr}-\text{C}_{6,583}$	–79981	52	–79918	4	1.2	U			GS2	1.0	03Li.A *	
$^{79}\text{Rb}-\text{C}_{6,583}$	–76013	8	–76011	6	0.3	1	65	65	$^{79}\text{Rb}$	MA2	1.0	94Ot01
$^{79}\text{Sr}-\text{C}_{6,583}$	–70292	9				2			MA2	1.0	94Ot01	
$^{78}\text{Se}(\text{n},\gamma)^{79}\text{Se}$	6962.6	0.3	6962.83	0.13	0.8	2						79Br.A Z
	6962.2	0.3			2.1	2			BNn			81En07 Z
	6963.11	0.17			–1.6	2			Bdn			03Fi.A
$^{78}\text{Kr}(\beta^-,^3\text{He},\text{d})^{79}\text{Rb}$	–1585	10	–1581	6	0.4	1	36	35	$^{79}\text{Rb}$	Phi		87St11
$^{79}\text{Zn}(\beta^-)^{79}\text{Ga}$	8550	240	9090#	240#	2.2	D			Stu			86Ek01 *
$^{79}\text{Ga}(\beta^-)^{79}\text{Ge}$	7000	80	6980	40	–0.3	o			Stu			86Ek01
	6979	40				4			Stu			00Me.A
$^{79}\text{Ge}(\beta^-)^{79}\text{As}$	4300	200	4150	90	–0.8	3						70Ka04
	4110	100			0.4	3			Stu			81Al20
$^{79}\text{Kr}(\beta^+)^{79}\text{Br}$	1612	10	1626	3	1.4	4						52Be55
	1620	5			1.2	4						54Th39
	1635	5			–1.8	4						64Bo25

Item	Input value	Adjusted value	$v_i$	Dg	Sig	Main flux	Lab	F	Reference
$^{79}\text{Y}(\beta^+)^{79}\text{Sr}$	7120	450							92Mu12
* $^{79}\text{Kr}-\text{C}_{6,583}$	M-A=-74437(30) keV for mixture gs+m at 129.77 keV								NDS025**
* $^{79}\text{Zn}(\beta^-)^{79}\text{Ga}$	Systematical trends suggest $^{79}\text{Zn}$ 540 less bound								GAu **
$\text{C}_6\text{H}_8-^{80}\text{Se}$	146068.5	2.9	146079.0	2.1	1.4	U		M15	2.5 63Ri07
$\text{C}_6\text{H}_8-^{80}\text{Kr}$	146225.7	4.6	146221.3	1.6	-0.4	U		M15	2.5 63Ri07
$^{80}\text{Kr}-^{85}\text{Rb}_{.941}$	-614.5	1.7	-615.2	1.6	-0.4	1	86 86 $^{80}\text{Kr}$	MA8	1.0 02He23
$^{80}\text{Rb}-\text{C}_{6,667}$	-77478	8	-77481	7	-0.3	1	88 88 $^{80}\text{Rb}$	MA2	1.0 94Ot01
$^{80}\text{Sr}-\text{C}_{6,667}$	-75475	8	-75479	7	-0.5	2		MA2	1.0 94Ot01
	-75493	15			0.9	2		MA8	1.0 01Si.A
$^{80}\text{Y}-\text{C}_{6,667}$	-65720	190				2		1.0	1.0 98Is06
	-66664	86	-65720	190	4.4	F			2.5 01La31 *
$^{80}\text{Zr}-\text{C}_{6,667}$	-59600	1600				2		1.0	1.0 98Is06
	-59740	161	-59600	1600	0.3	F			2.5 01La31 *
$^{80}\text{Se}(\text{p},\alpha)^{77}\text{As}$	1020.0	2.8	1020.7	2.0	0.2	1	49 33 $^{77}\text{As}$	NDm	82Zu04
$^{80}\text{Kr}(\beta^3\text{He},^6\text{He})^{77}\text{Kr}$	-10398	24	-10386.9	2.6	0.5	U			87Mo06
$^{80}\text{Se}(\text{d},\alpha)^{78}\text{As}$	5755	12	5768	10	1.1	2		Phi	77Mo13
$^{80}\text{Se}(\text{p},\text{t})^{78}\text{Se}$	-8395.1	3.0	-8394.7	1.6	0.1	-		NDm	82Zu04
	ave. -8394.1	2.1			-0.3	1	58 43 $^{80}\text{Se}$		average
$^{80}\text{Kr}(\alpha,^6\text{He})^{78}\text{Kr}-^{78}\text{Kr}(\gamma)^{76}\text{Kr}$	1432	10	1453	5	2.1	R			78Kr-2
	1432	10			2.1	1	21 15 $^{76}\text{Kr}$		82Mo23
$^{80}\text{Se}(\text{d},^3\text{He})^{79}\text{As}$	-5921	7	-5919	5	0.3	2		Ors	83Ro08 *
	-5921	13			0.2	2		Hei	83Wi14
$^{80}\text{Se}(\text{t},\alpha)^{79}\text{As}$	8407	10	8401	5	-0.6	2		Phi	83Mo09
$^{80}\text{Se}(\text{p},\text{d})^{79}\text{Se}$	-7687.6	3.0	-7689.1	1.6	-0.5	R		NDm	82Zu04
$^{79}\text{Br}(\text{n},\gamma)^{80}\text{Br}$	7892.11	0.20	7892.28	0.13	0.8	3		ILn	78Do06 Z
	7892.41	0.18			-0.7	3		Bdn	03Fi.A
$^{80}\text{Zn}(\beta^-)^{80}\text{Ga}$	7540	200	7290	120	-1.2	3		Stu	86Ek01
	7150	150			0.9	3		Trs	86Gi07
$^{80}\text{Ga}(\beta^-)^{80}\text{Ge}$	10380	120				2		Stu	86Ek01
$^{80}\text{Ge}(\beta^-)^{80}\text{As}$	2630	20	2644	19	0.7	1	91 78 $^{80}\text{Ge}$	Trs	86Gi07
$^{80}\text{Se}(\text{t},^3\text{He})^{80}\text{As}$	-5560	25	-5582	23	-0.9	1	86 86 $^{80}\text{As}$	LAL	79Aj02
$^{80}\text{Se}(\text{p},\text{n})^{80}\text{Br}$	-2652.81	0.31				2		PTB	92Bo02 Z
$^{80}\text{Br}(\beta^-)^{80}\text{Kr}$	1970	30	2003.0	2.4	1.1	U			52Fu04
	2040	20			-1.8	U			54Li19
	1997	10			0.6	U			69Ka06
$^{80}\text{Kr}(\text{p},\text{n})^{80}\text{Rb}$	-6484.0	20.	-6502	7	-0.9	1	13 12 $^{80}\text{Rb}$		72Ja.A
$^{80}\text{Y}(\beta^+)^{80}\text{Sr}$	6952	152	9090	180	14.1	D		BNL	81Li12 *
	6934	242			8.9	D			82De36 *
* $^{80}\text{Y}-\text{C}_{6,667}$	F: above lower limit M=-65890(90) uu -61376(83) keV determined by ref								03Ba18 **
* $^{80}\text{Zr}-\text{C}_{6,667}$	F: other results of same work not trusted, see $^{80}\text{Y}$ and $^{68}\text{Se}$								GAu **
* $^{80}\text{Se}(\text{d},^3\text{He})^{79}\text{As}$	Originally -5927(7), see $^{74}\text{Se}(\text{d},^3\text{He})$								AHW **
* $^{80}\text{Y}(\beta^+)^{80}\text{Sr}$	Systematical trends suggest $^{80}\text{Y}$ 2200 less bound								GAu **
$\text{C}_6\text{H}_9-^{81}\text{Br}$	154135.3	3.8	154134.7	2.1	-0.1	U		M15	2.5 63Ri07
$^{81}\text{Rb}-\text{C}_{6,75}$	-81001	8	-81004	6	-0.4	1	65 65 $^{81}\text{Rb}$	MA2	1.0 94Ot01
	-80958	41			-1.1	U		GS2	1.0 03Li.A *
$^{81}\text{Sr}-\text{C}_{6,75}$	-76786	8	-76788	7	-0.3	2		MA2	1.0 94Ot01
	-76793	12			0.4	2		MA8	1.0 01Si.A
$^{79}\text{Rb}-^{81}\text{Rb}_{.325}$	-1130	30	-1149	15	-0.2	U		P20	2.5 82Au01 Y
$^{80}\text{Rb}-^{81}\text{Rb}_{.494}$	927	29	928	8	0.0	U		P20	2.5 82Au01 Y
$^{80}\text{Se}(\text{n},\gamma)^{81}\text{Se}$	6700.9	0.5	6700.9	0.4	0.0	2		BNn	81En07 Z
	6700.9	0.5			0.0	2		Bdn	03Fi.A
$^{80}\text{Kr}(\text{d},\text{p})^{81}\text{Kr}$	5646	4	5648.3	2.3	0.6	1	32 21 $^{81}\text{Kr}$	Oak	86Bu18

Item	Input value		Adjusted value		$v_i$	Dg	Sig	Main flux	Lab	F	Reference	
$^{80}\text{Kr}(^3\text{He,d})^{81}\text{Rb}$	-637	10	-642	6	-0.5	1	37	35	$^{81}\text{Rb}$	Phi	87St11	
$^{81}\text{Zr}(\epsilon\text{p})^{80}\text{Sr}$	4700	200	4530	170	-0.8	3					99Hu05	
$^{81}\text{Ga}(\beta^-)^{81}\text{Ge}$	8320	150				4			Stu		81Al20	
$^{81}\text{Ge}(\beta^-)^{81}\text{As}$	6230	120				3			Stu		81Al20 *	
$^{81}\text{Kr}(\epsilon)^{81}\text{Br}$	280.7	0.5	280.8	0.5	0.2	1	94	74	$^{81}\text{Kr}$		88Ax01 *	
$^{81}\text{Y}(\beta^+)^{81}\text{Sr}$	5408	86	5510	60	1.2	3			BNL		81Li12	
	5620	89			-1.2	3					82De36	
$^{81}\text{Zr}(\beta^+)^{81}\text{Y}$	7160	290	7530	180	1.3	R					82De36	
$^{*81}\text{Rb}-\text{C}_{6.75}$	M-A=-75369(29) keV for mixture gs+m at 86.31 keV										NDS96b**	
$^{*81}\text{Ge}(\beta^-)^{81}\text{As}$	Q <sup>-</sup> =6230(120); and 6930(280) from $^{81}\text{Ge}^m$ at 679.13										NDS936**	
$^{*81}\text{Kr}(\epsilon)^{81}\text{Br}$	Q(ε)=4.7(0.5) to 275.99 level										AHW **	
$\text{C}_6\text{H}_{10}-^{82}\text{Se}$	161545.0	4.6	161550.9	2.2	0.5	U			M15	2.5	63Ri07	
$\text{C}_6\text{H}_{10}-^{82}\text{Kr}$	164769.8	3.4	164766.7	1.9	-0.4	U			M15	2.5	63Ri07	
$^{82}\text{Kr}-^{85}\text{Rb}_{.965}$	-1394.9	2.6	-1393.5	1.9	0.5	1	54	54	$^{82}\text{Kr}$	MA8	1.0	02He23
$^{82}\text{Rb}-\text{C}_{6.833}$	-81790	9	-81791.4	3.0	-0.2	1	11	11	$^{82}\text{Rb}$	MA2	1.0	94Ot01 *
	-81775	39			-0.4	U				GS2	1.0	03Li.A *
$^{82}\text{Rb}^m-^{85}\text{Rb}_{.965}$	3406.0	2.8	3405.7	2.6	-0.1	1	88	88	$^{82}\text{Rb}^m$	MA8	1.0	03Gu.A
$^{82}\text{Sr}-\text{C}_{6.833}$	-81606	8	-81598	6	1.0	1	56	56	$^{82}\text{Sr}$	MA2	1.0	94Ot01
	-81604	63			0.1	U				GS2	1.0	03Li.A
$^{82}\text{Se}^{35}\text{Cl}-^{80}\text{Se}^{37}\text{Cl}$	3128.92	0.63	3128.2	1.2	-0.4	1	61	33	$^{82}\text{Se}$	H40	2.5	85Ei01
$^{82}\text{Se}-^{82}\text{Kr}$	3216.1	1.6	3215.8	2.0	-0.1	1	70	44	$^{82}\text{Se}$	H45	1.5	93Nx01
$^{79}\text{Rb}-^{82}\text{Rb}_{.241}$	-1536	29	-1627	15	-1.3	U				P20	2.5	82Au01 Y
$^{81}\text{Rb}-^{82}\text{Rb}_{.741}$	-1680	40	-1615	15	0.6	U				P20	2.5	82Au01 Y
$^{80}\text{Rb}-^{82}\text{Rb}_{.325}$	440	40	381	8	-0.6	U				P20	2.5	82Au01 Y
$^{82}\text{Se}^{14}\text{C},^{16}\text{O}^{80}\text{Ge}$	-449	60	-322	28	2.1	1	22	22	$^{80}\text{Ge}$	Ors		83Be.C
$^{82}\text{Se}^{18}\text{O},^{20}\text{Ne}^{80}\text{Ge}$	-2020	40	-1818	28	5.0	B				Hei		83Wi14 *
$^{82}\text{Se}(\text{p,t})^{80}\text{Se}$	-7496.1	3.0	-7494.9	1.1	0.4	-				NDm		82Zu04
ave.	-7495.8	2.1			0.4	1	30	17	$^{82}\text{Se}$			average
$^{82}\text{Se}(\text{d},^3\text{He})^{81}\text{As}$	-6864	10	-6856	5	0.8	2				Ors		83Ro08 *
$^{82}\text{Se}(\text{t},\alpha)^{81}\text{As}$	7467	6	7464	5	-0.5	2				Phi		82Mo04
$^{82}\text{Se}(\text{p,d})^{81}\text{Se}$	-7051.8	2.8	-7051.2	1.2	0.2	R				NDm		82Zu04
$^{81}\text{Br}(\text{n},\gamma)^{82}\text{Br}$	7592.80	0.20	7592.94	0.12	0.7	-				ILn		78Do06 Z
	7593.02	0.15			-0.5	-				Bdn		03Fi.A
ave.	7592.94	0.12			0.0	1	100	80	$^{81}\text{Br}$			average
$^{82}\text{Ge}(\beta^-)^{82}\text{As}$	4700	140				3			Stu		81Al20	
$^{82}\text{As}(\beta^-)^{82}\text{Se}$	7270	200				2					70Va31	
	7740	30	7270	200	-15.7	B			Stu		00Me.A	
$^{82}\text{As}^m(\beta^-)^{82}\text{Se}$	6600	200	7519	25	4.6	F					70Ka04	
	7625	22			-4.8	B			Stu		00Me.A	
$^{82}\text{Se}(\text{t},^3\text{He})^{82}\text{As}^m$	-7500	25				2			LAl		79Aj02	
$^{82}\text{Br}(\beta^-)^{82}\text{Kr}$	3092.9	1.0	3093.0	1.0	0.1	1	96	80	$^{82}\text{Br}$			56Wa24
$^{82}\text{Rb}(\beta^+)^{82}\text{Kr}$	4400	15	4401	3	0.1	-						69Be74 *
$^{82}\text{Kr}(\text{p,n})^{82}\text{Rb}$	-5161	20	-5184	3	-1.1	-						72Ja.A
$^{82}\text{Rb}(\beta^+)^{82}\text{Kr}$	ave. 4392	12	4401	3	0.7	1	7	5	$^{82}\text{Rb}$			average
$^{82}\text{Rb}^m(\text{IT})^{82}\text{Rb}$	69.0	1.5	69.1	1.5	0.1	1	96	84	$^{82}\text{Rb}$			Ens03
$^{82}\text{Y}(\beta^+)^{82}\text{Sr}$	7868	185	7820	100	-0.3	2			BNL		81Li12	
	7793	123			0.2	2					82De36	
$^{82}\text{Zr}(\beta^+)^{82}\text{Y}$	4000	500	4000#	200#	0.0	F						82De36 *
$^{*82}\text{Rb}-\text{C}_{6.833}$	M=-81716(9) μu for $^{82}\text{Rb}^m$ at 68.9(1.5) keV										NDS95c**	
$^{*82}\text{Rb}-\text{C}_{6.833}$	M-A=-76138(30) keV for mixture gs+m at 69.1(1.5) keV										Ens95 **	
$^{*82}\text{Se}^{18}\text{O},^{20}\text{Ne}^{80}\text{Ge}$	Recalibrated to $^{64}\text{Ni}^{62}\text{Fe}=-1938(15)$										AHW **	
$^{*82}\text{Se}(\text{d},^3\text{He})^{81}\text{As}$	Originally -6870(10), see $^{74}\text{Se}(\text{d},^3\text{He})$										AHW **	
$^{*82}\text{Rb}(\beta^+)^{82}\text{Kr}$	$E^+ = 3350(60)$ ; and $800(15)$ of $^{82}\text{Rb}^m$ at 68.9(1.5) to 2648.36 level										NDS95c**	
$^{*82}\text{Zr}(\beta^+)^{82}\text{Y}$	For 2.5(0.1) m activity, but Ensdf <sub>2003</sub> adopts 32(5) s										Nubase **	

Item	Input value	Adjusted value	$v_i$	Dg	Sig	Main flux Lab	$F$	Reference
$C_6 H_{11} - {}^{83}Kr$	171946.8	3.4 171939	3	-0.9	1	13 13 ${}^{83}Kr$	M15	2.5 63Ri07
${}^{83}Rb - C_{6,917}$	-84886	8 -84890	6	-0.5	1	65 65 ${}^{83}Rb$	MA2	1.0 94Ot01
${}^{83}Sr - {}^{83}Rb$	2447	9			2		MA2	1.0 94Ot01
${}^{83}Kr - {}^{82}Kr$	648	12 652	3	0.1	U		M15	2.5 63Ri07
${}^{81}Rb - {}^{83}Rb_{.488} {}^{79}Rb_{.513}$	-529	26 -544	7	-0.2	U		P20	2.5 82Au01 Y
${}^{81}Rb - {}^{83}Rb_{.325} {}^{80}Rb_{.675}$	-1054	27 -1039	8	0.2	U		P20	2.5 82Au01 Y
${}^{82}Rb - {}^{83}Rb_{.659} {}^{80}Rb_{.342}$	627	24 605	5	-0.4	U		P20	2.5 82Au01 Y
${}^{82}Rb - {}^{83}Rb_{.494} {}^{81}Rb_{.506}$	1098	23 1055	5	-0.7	U		P21	2.5 82Au01 Y
${}^{82}Se(d,p) {}^{83}Se$	3593.4	3.0			2		NDm	78Mo12
${}^{82}Se(^3He,d) {}^{83}Br$	3207.4	5.6 3210	4	0.5	1	56 50 ${}^{83}Br$	NDm	83Zu01
${}^{82}Kr(^3He,d) {}^{83}Rb$	288	10 281	6	-0.7	1	37 35 ${}^{83}Rb$	Phi	87St11
${}^{83}Zr(\epsilon p) {}^{82}Sr$	2750	100 2260	100	-4.9	B			83Ha06
${}^{83}As(\beta^-) {}^{83}Se$	5460	220			3		Stu	77Al17
${}^{83}Br(\beta^-) {}^{83}Kr$	982	10 973	4	-0.9	-			51Du03
	967	15			0.4			63Pa09
	966	6			1.1			69Ph03
ave.	970	5			0.5	1	63 50 ${}^{83}Br$	average
${}^{83}Sr(\beta^+) {}^{83}Rb$	2264	10			2			68Et01
${}^{83}Y(\beta^+) {}^{83}Sr$	4509	85 4470	40	-0.5	3		BNL	81Li12 *
	4455	50			0.3	3		82De36 *
${}^{83}Zr(\beta^+) {}^{83}Y$	5868	85			4			82De36 *
${}^{83}Nb(\beta^+) {}^{83}Zr$	7500	300			5			88Ku14
$* {}^{83}Y(\beta^+) {}^{83}Sr$	E <sup>+</sup> = 2868(85) from ${}^{83}Y^m$ at 62.0 to 681.11 level							
$* {}^{83}Y(\beta^+) {}^{83}Sr$	E <sup>+</sup> = 3353(50) to 35.47 level							
	and E <sup>+</sup> = 2941(84) from ${}^{83}Y^m$ at 62.0 to 681.11 level							
$* {}^{83}Zr(\beta^+) {}^{83}Y$	Q <sup>+</sup> = 5806(85) to ${}^{83}Y^m$ at 62.0							
$* {}^{83}Zr(\beta^+) {}^{83}Y$	Recalculated value 5802(50) of ref. not accepted							
$C_6 H_{12} - {}^{84}Kr$	182399.4	2.5 182394	3	-0.9	1	23 23 ${}^{84}Kr$	M15	2.5 63Ri07
${}^{84}Rb - C_7$	-85616	8 -85615	3	0.1	1	14 14 ${}^{84}Rb$	MA2	1.0 94Ot01
$C_6 H_{12} - {}^{84}Sr$	180470.8	2.6 180475	3	0.7	1	28 28 ${}^{84}Sr$	M15	2.5 63Ri07
${}^{82}Se(t,p) {}^{84}Se$	6016	15 6019	14	0.2	1	92 92 ${}^{84}Se$	LAI	74Kn02
${}^{84}Sr(p,t) {}^{82}Sr$	-12310	10 -12296	6	1.4	-		Oak	73Ba56
	-12295	12			-0.1	-	Win	74De31
ave.	-12304	8			1.0	1	53 44 ${}^{82}Sr$	average
${}^{83}Kr(n,\gamma) {}^{84}Kr$	10519.5	1.8 10520.60	0.30	0.6	U			72Ma42 Z
	10520.6	0.3			0.0	1	100 75 ${}^{83}Kr$	Bdn
${}^{84}Sr(d,t) {}^{83}Sr$	-5720	30 -5662	11	1.9	B			70Be24 *
${}^{84}As(\beta^-) {}^{84}Se$	7195	200 9870#	300#	13.4	F		Trs	94Gi07 *
${}^{84}Se(\beta^-) {}^{84}Br$	1818	50 1848	20	0.6	1	16 8 ${}^{84}Br$		68Re12
	1808	100			0.4	U		70Ei02
${}^{84}Br(\beta^-) {}^{84}Kr$	4629	15 4632	14	0.2	1	92 92 ${}^{84}Br$		70Ha21 *
${}^{84}Br^m(\beta^-) {}^{84}Kr$	4970	100			2			70Ha21 *
${}^{84}Rb(\beta^+) {}^{84}Kr$	2679	3 2681.0	2.3	0.7	-			64La03
	2682	5			-0.2	-		71Bo01 *
ave.	2679.8	2.6			0.5	1	80 40 ${}^{84}Rb$	average
${}^{84}Rb(\beta^-) {}^{84}Sr$	892	4 894	3	0.5	1	63 39 ${}^{84}Sr$		71Bo01 *
${}^{84}Y(\beta^+) {}^{84}Sr$	6499	135 6490	90	-0.1	2		BNL	81Li12
	6475	124			0.1	2		82De36
${}^{84}Y^m(\beta^+) {}^{84}Sr$	6409	170			2		BNL	81Li12
$* {}^{84}Sr(d,t) {}^{83}Sr$	Q = -5755(30) to 35.47 level							
$* {}^{84}As(\beta^-) {}^{84}Se$	Observed ( $\beta^-n$ ) decay implies $Q\beta > 8681(15)$							
$* {}^{84}Br(\beta^-) {}^{84}Kr$	E <sup>-</sup> = 4626(15), 3810(50), 2700(50) to ground-state, 881.615, 1897.784							
$* {}^{84}Br^m(\beta^-) {}^{84}Kr$	E <sup>-</sup> = 2200(100) to 2770.95 5 <sup>-</sup> level							
$* {}^{84}Rb(\beta^+) {}^{84}Kr$	Original error increased: E <sub>0</sub> - E(2 <sup>+</sup> ) = 877.2(1.5) but							
	E(2 <sup>+</sup> ) = 881.56(0.08), see also ${}^{74}As(\beta^+)$							
$* {}^{84}Rb(\beta^-) {}^{84}Sr$	Originally 891.8(2.0), error increased see ${}^{84}Rb(\beta^+)$							

Item	Input value	Adjusted value	$v_i$	Dg	Sig	Main flux	Lab	F	Reference	
$C_6 H_{13} - ^{85}Rb$	189927.6	3.9	189935.679	0.012	0.8	U	M15	2.5	63Ri07	
$^{85}Y - C_{7.083}$	-83559	31	-83567	20	-0.3	2	GS2	1.0	03Li.A *	
$C_6 H_{14} - ^{85}Rb$	197760.706	0.014	197760.711	0.012	0.4	-	MI2	1.0	99Br47	
$^{85}Rb - C_6 H_{12}$	-182110.662	0.024	-182110.647	0.012	0.6	-	MI2	1.0	99Br47	
$C_6 H_{14} - ^{85}Rb$	ave. 197760.711	0.012	197760.711	0.012	0.0	1	100	100	$^{85}Rb$ average	
$^{83}Rb - ^{85}Rb_{.488}$ $^{81}Rb_{.512}$	-351	22	-344	7	0.1	U	P21	2.5	82Au01 Y	
$^{84}Kr(d,p)^{85}Kr$	4895	8	4896	3	0.1	1	17	12	$^{84}Kr$ MIT	
$^{85}Rb(p,d)^{84}Rb$	-8275	6	-8264.1	2.8	1.8	1	22	22	$^{84}Rb$ Bld	
$^{84}Sr(d,p)^{85}Sr$	6303	8	6305	4	0.3	1	25	14	$^{84}Sr$	
$^{85}Mo(ep)^{84}Zr$	5100	200				3			99Hu05	
$^{85}Se(\beta^-)^{85}Br$	6182	23				3			Bwg 92Gr.A	
$^{85}Br(\beta^-)^{85}Kr$	2870	19				2			Stu 79Al05	
$^{85}Kr(\beta^-)^{85}Rb$	687	2	687.1	1.9	0.0	1	95	95	$^{85}Kr$	
$^{85}Rb(^3He,t)^{85}Sr$	-1083	3	-1083.3	2.8	-0.1	1	89	89	$^{85}Sr$ Pri	
$^{85}Y(\beta^+)^{85}Sr$	3255	25	3260	19	0.2	R			63Do07 *	
$^{85}Zr(\beta^+)^{85}Y$	4693	99				3			82De36	
$^{85}Nb(\beta^+)^{85}Zr$	6000	200				4			88Ku14	
$^{85}Y - C_{7.083}$									M-A=-77824(28) keV for mixture gs+m at 19.8 keV	
$^{85}Y(\beta^+)^{85}Sr$									E <sup>+</sup> =1540(20) to 743.13 level	
*									and E <sup>+</sup> =2240(10) from $^{85}Y^m$ at 19.8 (discrepant - > outer error used)	
									Ens94 **	
									NDS912**	
									NDS912**	
$C_6 H_{14} - ^{86}Kr$	198936.7	2.7	198939.72	0.11	0.4	U	M15	2.5	63Ri07	
$^{86}Kr - C_{7.167}$	-89389.271	0.110				2			ST2 1.0 02Bf02	
$C_6 H_{14} - ^{86}Sr$	200264.9	3.6	200290.2	1.2	2.8	B	M15	2.5	63Ri07	
$^{86}Sr - C_{8.75}$	-92332	12	-92336.6	1.2	-0.4	U	MA8	1.0	01Si.A	
$^{86}Y - C_{7.167}$	-85019	75	-85114	15	-1.3	U	GS2	1.0	03Li.A *	
$^{86}Kr - ^{85}Rb_{1.012}$	-120.3	3.6	-120.49	0.11	-0.1	U	MA8	1.0	02Ro.A	
$^{86}Sr(p,t)^{84}Sr$	-11535	10	-11541	3	-0.6	1	11	10	$^{84}Sr$ Oak	
$^{85}Rb(n,\gamma)^{86}Rb$	8651.1	1.0	8651.00	0.20	-0.1	U			69Da15 Z	
	8651.3	1.5				-0.2			70Or.A	
	8650.98	0.20				0.1	1	99	$^{86}Rb$ Bdn	
$^{86}Se(\beta^-)^{86}Br$	5099	11				4			03Fi.A	
$^{86}Br(\beta^-)^{86}Kr$	7626	11				3			Bwg 92Gr.A	
$^{86}Rb(\beta^-)^{86}Sr$	1774	5	1776.6	1.1	0.5	-			Bwg 92Gr.A	
	1770	3				2.2			64Da16	
	1779.2	2.5				-1.1			66An10	
	1775	3				0.5			75Be21	
	1775	3				0.5			75Ra09	
	ave. 1775.2	1.5				0.9	1	49	48	$^{86}Sr$ average
$^{86}Y(\beta^+)^{86}Sr$	5220	20	5240	14	1.0	2			62Ya01	
	5260	20				-1.0	2		65Va02	
$^{86}Nb(\beta^+)^{86}Zr$	7978	80				3			82De43	
$^{86}Mo(\beta^+)^{86}Nb$	5270	430				4			94Sh07 *	
$^{86}Y - C_{7.167}$									M-A=-79086(29) keV for mixture gs+m at 218.30 keV	
$^{86}Mo(\beta^+)^{86}Nb$									E <sup>+</sup> =4000(400) to (0 <sup>+</sup> , 1 <sup>+</sup> , 2 <sup>+</sup> ) level at estimated 250(160)	
									NDS018**	
									94Sh07 **	
$^{87}Kr - C_{7.25}$	-86622	30	-86645.14	0.29	-0.8	U	GS2	1.0	03Li.A	
$C_4 H_7 O_2 - ^{87}Rb$	135417.8	2.7	135423.937	0.013	0.9	U	M15	2.5	63Ri07	
$^{87}Rb - C_{7.25}$	-90817	9	-90819.473	0.013	-0.3	U	MA2	1.0	94Ot01	
$C_4 H_7 O_2 - ^{87}Sr$	135722.2	3.5	135727.3	1.2	0.6	U	M15	2.5	63Ri07	
$^{87}Y - C_{7.25}$	-89153	30	-89124.3	1.7	1.0	U	GS2	1.0	03Li.A *	
$^{87}Zr - C_{7.25}$	-85222	30	-85184	9	1.3	U	GS2	1.0	03Li.A	
$C_6 H_{16} - ^{87}Rb$	216019.966	0.023	216019.986	0.013	0.9	-	MI2	1.0	99Br47	
$^{87}Rb - C_6 H_{14}$	-200369.931	0.015	-200369.922	0.013	0.6	-	MI2	1.0	99Br47	
$C_6 H_{16} - ^{87}Rb$	ave. 216019.986	0.013	216019.986	0.013	0.0	1	100	100	$^{87}Rb$ average	
$^{84}Rb - ^{87}Rb_{.241}$ $^{83}Rb_{.759}$	850	72	656	5	-1.1	U	P21	2.5	82Au01 *	



Item	Input value	Adjusted value	$v_i$	Dg	Sig	Main flux	Lab	F	Reference
$^{87}\text{Sr}(\text{p,t})^{85}\text{Sr}$	-11440	10	-11439	3	0.1	U			Oak 73Ba56
$^{87}\text{Br}(\beta^-)^{86}\text{Kr}$	1335	25	1337	18	0.1	R			84Kr.B
$^{86}\text{Kr}(\text{n},\gamma)^{87}\text{Kr}$	5515.04	0.6	5515.17	0.25	0.2	3			77Je03 Z
	5515.20	0.27			-0.1	3			Bdn 03Fi.A
$^{86}\text{Sr}(\text{n},\gamma)^{87}\text{Sr}$	8428.12	0.17	8428.15	0.12	0.2	-			ILn 86Wi16 Z
	8428.17	0.17			-0.1	-			Bdn 03Fi.A
ave.	8428.15	0.12			0.1	1	100 51 $^{86}\text{Sr}$		average
$^{86}\text{Sr}(\text{p},\gamma)^{87}\text{Y}$	5785.4	3.3	5784.1	1.1	-0.4	R			71Um03
$^{87}\text{Mo}(\text{ep})^{86}\text{Zr}$	3700	300	2820	230	-2.9	B			83Ha06
$^{87}\text{Se}(\beta^-)^{87}\text{Br}$	7275	35				5			Bwg 92Gr.A
$^{87}\text{Br}(\beta^-)^{87}\text{Kr}$	6855	25	6852	18	-0.1	4			Bwg 92Gr.A
$^{87}\text{Kr}(\beta^-)^{87}\text{Rb}$	3888	7	3888.37	0.27	0.1	U			73Wo01
$^{87}\text{Rb}(\beta^-)^{87}\text{Sr}$	272	3	282.6	1.1	3.5	B			59Fl40
	274	3			2.9	B			61Be41
$^{87}\text{Rb}(\beta^-)^{87}\text{Sr}$	564.0	1.5	563.4	1.1	-0.4	1	51 46 $^{87}\text{Sr}$	Pri	82Ko06
$^{87}\text{Sr}(\text{p,n})^{87}\text{Y}$	-2644.2	1.2	-2644.0	1.1	0.1	2			71Um03 Z
$^{87}\text{Nb}(\beta^+)^{87}\text{Zr}$	5165	60				3			82De43 *
$^{87}\text{Mo}(\beta^+)^{87}\text{Nb}$	6382	308	6490	210	0.3	4			82De43 *
	6589	300			-0.3	4			91Mi15 *
$^{87}\text{Y}-\text{C}_{7,25}$	M-A=-82665(28) keV for $^{87}\text{Y}^m$ at Eexc=380.82 keV								
$^{84}\text{Rb}-^{87}\text{Rb}_{241}$	$D_M=1080(40)$ keV corrected -230(60) for mixture gs+m at 464.62 keV								
$^{87}\text{Nb}(\beta^+)^{87}\text{Zr}$	$Q^+=5169(60)$ from $^{87}\text{Nb}^m$ at 3.9(0.1)								
$^{87}\text{Mo}(\beta^+)^{87}\text{Nb}$	$Q^+=6378(308)$ to $^{87}\text{Nb}^m$ at 3.9(0.1)								
$^{87}\text{Mo}(\beta^+)^{87}\text{Nb}$	$E^+=5300(300)$ to level 262.7 above $^{87}\text{Nb}^m$ at 3.9(0.1)								
									NDS023**
									Gau **
									91Ju05 **
									91Ju05 **
									91Ju05 **
$\text{C}_4\text{H}_8\text{O}_2-^{88}\text{Sr}$	146789.1	4.7	146817.4	1.2	2.4	B			M15 2.5 63Ri07
$^{88}\text{Sr}-\text{C}_{7,333}$	-94386	11	-94387.9	1.2	-0.2	U			MA8 1.0 01Si.A
$^{88}\text{Y}-\text{C}_{7,333}$	-90500	31	-90498.9	2.0	0.0	U			GS2 1.0 03Li.A
$^{88}\text{Rb}-^{85}\text{Rb}_{1,035}$	2615	9	2613.21	0.17	-0.2	U			MA4 1.0 02Ra23
$^{88}\text{Sr}-^{85}\text{Rb}_{1,035}$	-3108	20	-3090.3	1.2	0.9	U			MA8 1.0 02Ke.A
$^{86}\text{Kr}(\text{t,p})^{88}\text{Kr}$	4091	15	4087	13	-0.2	3			LAl 76Fl02
$^{87}\text{Rb}(\text{n},\gamma)^{88}\text{Rb}$	6082.52	0.16				2			Bdn 03Fi.A
$^{87}\text{Sr}(\text{n},\gamma)^{88}\text{Sr}$	11112.63	0.22	11112.64	0.16	0.1	-			ILn 87Wi15 Z
	11112.64	0.22			0.0	-			Bdn 03Fi.A
ave.	11112.64	0.16			0.1	1	100 95 $^{88}\text{Sr}$		average
$^{88}\text{Se}(\beta^-)^{88}\text{Br}$	6854	31				5			Bwg 92Gr.A
$^{88}\text{Br}(\beta^-)^{88}\text{Kr}$	8960	36				4			Bwg 92Gr.A
$^{88}\text{Kr}(\beta^-)^{88}\text{Rb}$	2930	30	2917	13	-0.4	R			Trs 78Wo15
$^{88}\text{Rb}(\beta^-)^{88}\text{Sr}$	5318	9	5312.7	1.1	-0.6	U			Gsn 80De02 *
	5313	5			-0.1	U			Trs 82Br23
$^{88}\text{Y}(\beta^+)^{88}\text{Sr}$	3622.6	1.5				2			79An36
$^{88}\text{Nb}(\beta^+)^{88}\text{Zr}$	7550	100				3			84Ox01
$^{88}\text{Nb}^m(\beta^+)^{88}\text{Zr}$	7590	100				3			84Ox01
$^{88}\text{Tc}(\beta^+)^{88}\text{Mo}$	8600	1300	9990#	200#	1.1	D			96Od01 *
	7800	600			3.6	D			96Sh27 *
$^{88}\text{Rb}(\beta^-)^{88}\text{Sr}$	Original error 4 corrected by ref								
$^{88}\text{Tc}(\beta^+)^{88}\text{Mo}$	Systematical trends suggest $^{88}\text{Tc}$ 2050 less bound								
									94Ha.A **
									CTh **
$\text{C}_7\text{H}_5-^{89}\text{Y}$	133247.0	3.4	133276.9	2.7	3.5	B			M15 2.5 63Ri07
$^{89}\text{Nb}-\text{C}_{7,417}$	-86588	34	-86582	29	0.2	2			GS2 1.0 03Li.A *
$^{89}\text{Rb}-^{85}\text{Rb}_{1,047}$	4628	9	4634	6	0.7	1	42 42 $^{89}\text{Rb}$		MA4 1.0 02Ra23
$^{88}\text{Sr}(\text{n},\gamma)^{89}\text{Sr}$	6358.70	0.13	6358.72	0.09	0.1	-			ILn 89Wi05 Z
	6358.73	0.13			-0.1	-			Bdn 03Fi.A
ave.	6358.71	0.09			0.0	1	100 95 $^{89}\text{Sr}$		average
$^{88}\text{Sr}(\text{p},\gamma)^{89}\text{Y}$	7078	4	7069.0	2.6	-2.3	B			75Be.B Z

Item	Input value	Adjusted value	$v_i$	Dg	Sig	Main flux	Lab	F	Reference
$^{89}\text{Br}(\beta^-)^{89}\text{Kr}$	8155	30			3		Bwg		92Gr.A
$^{89}\text{Kr}(\beta^-)^{89}\text{Rb}$	4970	60	4990	50	0.3	2	Trs		78Wo15
	5030	100			-0.4	2	Stu		81Ho17
$^{89}\text{Rb}(\beta^-)^{89}\text{Sr}$	4486	12	4497	5	0.9	-			66Ki06
	4510	9			-1.5	-	Gsn		80De02 *
ave.	4501	7			-0.7	1	57 56 $^{89}\text{Rb}$		average
$^{89}\text{Sr}(\beta^-)^{89}\text{Y}$	1488	4	1492.6	2.6	1.2	1	42 38 $^{89}\text{Y}$		70Wo05
$^{89}\text{Zr}(\beta^+)^{89}\text{Y}$	2841	10	2832.9	2.8	-0.8	U			51Hy24
	2832	10			0.1	U			53Sh48
	2828	7			0.7	-			60Ha26
$^{89}\text{Y}(\text{p,n})^{89}\text{Zr}$	-3612.8	4.	-3615.2	2.8	-0.6	-	Tkm		63Ok01 Z
	-3619.4	6.			0.7	-	Oak		64Jo11 Z
ave.	2832	3	2832.9	2.8	0.4	1	86 82 $^{89}\text{Zr}$		average
$^{89}\text{Nb}(\beta^+)^{89}\text{Sr}$	4340	50	4218	27	-2.4	B			74Vo08
$^{89}\text{Tc}(\beta^+)^{89}\text{Mo}$	7510	210	7160#	200#	-1.7	D			91He04 *
$^{89}\text{Nb}-C_{7,417}$	M-A=-80656(28) keV for mixture gs+m at 0#30 keV								
$^{89}\text{Rb}(\beta^-)^{89}\text{Sr}$	Original error 8 corrected by ref								
$^{89}\text{Tc}(\beta^+)^{89}\text{Mo}$	E <sup>+</sup> =6370(210) to 118.8 level; no Fermi-Kurie plot								
$^{89}\text{Tc}(\beta^+)^{89}\text{Mo}$	Systematical trends suggest $^{89}\text{Tc}$ 350 more bound								
$^{89}\text{Tc}(\beta^+)^{89}\text{Mo}$	G Au **								
$C_4 H_{10} O_2 -^{90}\text{Zr}$	163377	6	163375.1	2.5	-0.1	U		M15	2.5 63Ri07
$^{90}\text{Nb}-C_{7,5}$	-88872	50	-88735	5	2.7	U		GS2	1.0 03Li.A *
$^{90}\text{Rb}-^{85}\text{Rb}_{1,059}$	8211	9	8216	7	0.6	1	61 61 $^{90}\text{Rb}$	MA4	1.0 02Ra23 *
$^{90}\text{Rb}-^{90}\text{Rb}_{7,291}^{85}\text{Rb}_{,209}$	-1826	24	-1821	14	0.1	U		P21	2.5 82Au01
$^{90}\text{Zr}(\alpha, ^8\text{He})^{86}\text{Zr}$	-40136	30				2		INS	90Ka01
$^{90}\text{Zr}(\alpha, ^6\text{He})^{87}\text{Zr}$	-12083	8				2		MSU	78Pa11
$^{90}\text{Zr}(\text{p,t})^{88}\text{Zr}$	-12805	10				2		Oak	71Ba43
$^{89}\text{Y}(\text{n},\gamma)^{90}\text{Y}$	6857.26	0.30	6857.03	0.10	-0.8	-			83De17
	6856.98	0.17			0.3	-		ILn	93Mi04 Z
	6857.01	0.14			0.1	-		Bdn	03Fi.A
ave.	6857.03	0.10			0.0	1	100 52 $^{90}\text{Y}$		average
$^{89}\text{Y}(\text{p},\gamma)^{90}\text{Zr}$	8351	4	8354.5	1.7	0.9	1	17 12 $^{89}\text{Y}$		75Be.B
$^{90}\text{Zr}(\text{p,d})^{89}\text{Zr}$	-9728	10	-9745	3	-1.7	U		Oak	71Ba43
$^{90}\text{Zr}(\text{d,t})^{89}\text{Zr}$	-5719.2	7.1	-5712	3	0.9	1	19 18 $^{89}\text{Zr}$	SPa	79Bo37
$^{90}\text{Br}(\beta^-)^{90}\text{Kr}$	9800	400	10350	80	1.4	B		Stu	81Ho17
	10350	75				3		Bwg	92Gr.A
$^{90}\text{Kr}(\beta^-)^{90}\text{Rb}$	4410	30	4392	17	-0.6	2			70Ma11
	4390	40			0.0	2		Trs	78Wo15
	4380	25			0.5	2		Bwg	87Gr.A
$^{90}\text{Rb}^x(\text{IT})^{90}\text{Rb}$	71	12				2			82Au01
$^{90}\text{Rb}(\beta^-)^{90}\text{Sr}$	6587	10	6580	7	-0.7	1	44 39 $^{90}\text{Rb}$	Gsn	92Pr03
$^{90}\text{Sr}(\beta^-)^{90}\text{Y}$	546	2	545.9	1.4	-0.1	-			64Da16
	546	2			-0.1	-			83Ha35
ave.	546.0	1.4			-0.1	1	99 95 $^{90}\text{Sr}$		average
$^{90}\text{Y}(\beta^-)^{90}\text{Zr}$	2271	2	2279.8	1.7	4.4	B			61Ni02
	2284	5			-0.8	-			64Da16
	2273	5			1.4	-			64La13
	2280	5			0.0	-			66Ri01
	2279.5	2.9			0.1	-			83Ha35
ave.	2279.2	2.0			0.3	1	66 44 $^{90}\text{Y}$		average
$^{90}\text{Nb}(\beta^+)^{90}\text{Zr}$	6111	4				2			68Pe01
$^{90}\text{Mo}(\beta^+)^{90}\text{Nb}$	2489	4				3			66Pe10
$^{90}\text{Tc}(\beta^+)^{90}\text{Mo}$	9130	410	8960	240	-0.4	4			74Ia01 *
	8870	300			0.3	4			81Ox01
$^{90}\text{Tc}^m(\beta^+)^{90}\text{Mo}$	9270	300				4			81Ox01
$^{90}\text{Nb}-C_{7,5}$	M-A=-82721(29) keV for mixture gs+n at 124.67 keV								
$^{90}\text{Rb}-^{85}\text{Rb}_{1,059}$	$D_M=8326(9)$ uu for $^{90}\text{Rb}^m$ at Eexc=106.90 keV; M-A=-79260(9) keV								
$^{90}\text{Tc}(\beta^+)^{90}\text{Mo}$	E <sup>+</sup> =7900(400) to ground-state (22%) and 948.11 (77%) level								
	NDS97b**								
	Ens98 **								
	NDS92c**								

Item	Input value		Adjusted value		$v_i$	Dg	Sig	Main flux	Lab	$F$	Reference
$^{91}\text{Rb}-\text{C}_7^{583}$	-83532	21	-83463	9	1.3	U			Pb1	2.5	89Al33
$\text{C}_7\text{H}_7-^{91}\text{Zr}$	149143.1	4.4	149129.5	2.5	-1.2	U			M15	2.5	63Ri07
$^{91}\text{Nb}-\text{C}_7^{583}$	-93064	46	-93004	4	1.3	U			GS2	1.0	03Li.A *
$^{91}\text{Rb}-^{85}\text{Rb}_{1.071}$	11003	10	11010	9	0.7	1	75	75 $^{91}\text{Rb}$	MA4	1.0	02Ra23
$^{91}\text{Sr}-^{85}\text{Rb}_{1.071}$	4702	9	4676	5	-2.9	1	29	29 $^{91}\text{Sr}$	MA4	1.0	02Ra23
$^{90}\text{Rb}^x-^{91}\text{Rb}_{824}$ $^{85}\text{Rb}_{176}$	-686	24	-767	15	-1.4	U			P21	2.5	82Au01
$^{90}\text{Zr}(\text{n},\gamma)^{91}\text{Zr}$	7194.4	0.5	7194.5	0.5	0.1	1	99	70 $^{90}\text{Zr}$			81Lo.A Z
	7192.7	0.8			2.2	B			Bdn		03Fi.A
$^{90}\text{Zr}(\text{p},\gamma)^{91}\text{Nb}$	5167	5	5154.1	3.0	-2.6	o					71Ra08
	5167	4			-3.2	B					75Be.B Z
$^{91}\text{Ru}^m(\text{e}p)^{90}\text{Mo}$	4300	500				4					83Ha06
$^{91}\text{Br}(\beta^-)^{91}\text{Kr}$	9790	100	9800	40	0.1	3			Bwg		89Gr03
	9805	50			-0.1	3			Bwg		92Gr.A
$^{91}\text{Kr}(\beta^-)^{91}\text{Rb}$	6420	80	6440	60	0.2	2			Trs		78Wo15
	6450	80			-0.2	2			Bwg		89Gr03
$^{91}\text{Rb}(\beta^-)^{91}\text{Sr}^x$	5850	20	5853	8	0.2	-			McG		83Ia02
	5860	10			-0.7	-			Gsn		92Pr03
	ave.	5858	9		-0.5	1	86	73 $^{91}\text{Sr}^x$			average
$^{91}\text{Sr}^x(\text{IT})^{91}\text{Sr}$	70	20	47	11	-1.2	1	31	27 $^{91}\text{Sr}^x$			AHW *
$^{91}\text{Sr}(\beta^-)^{91}\text{Y}$	2669	10	2700	4	3.1	-					53Am08
	2684	10			1.6	-					73Ha11 *
	2704	8			-0.5	-			Gsn		80De02 *
	2709	15			-0.6	-			McG		83Ia02
	ave.	2691	5		1.8	1	71	60 $^{91}\text{Sr}$			average
$^{91}\text{Y}(\beta^-)^{91}\text{Zr}$	1545	5	1545.4	1.8	0.1	-					64La13
	1544	2			0.7	-					75Ra08
	ave.	1544.1	1.9		0.7	1	96	89 $^{91}\text{Y}$			average
$^{91}\text{Zr}(\text{p},\text{n})^{91}\text{Nb}$	-2045	6	-2040.3	3.0	0.8	2			Oak		70Ki01
	-2038.8	3.4			-0.4	2			Kyu		71Ma47
$^{91}\text{Mo}(\beta^+)^{91}\text{Nb}$	4460	30	4428	12	-1.1	R					56Sm96
	4435	23			-0.3	R					93Os06
$^{91}\text{Tc}(\beta^+)^{91}\text{Mo}$	6220	200				3					74Ia01
$^{91}\text{Nb}-\text{C}_7^{583}$	M-A=-86636(30) keV for mixture gs+m at 104.60 keV										
$^{91}\text{Sr}(\text{IT})^{91}\text{Sr}$	$\beta$ feeding in $^{91}\text{Sr}$ : <8% of ground-state and 25% of 93.628 level										
$^{91}\text{Sr}(\beta^-)^{91}\text{Y}$	Original error 4 increased: discr. with other results										
$^{91}\text{Sr}(\beta^-)^{91}\text{Y}$	Original error 3 corrected by ref										
											NDS991**
											NDS908**
											AHW **
											94Ha.A **
$^{92}\text{Rb}-\text{C}_7^{667}$	-80323	32	-80271	7	0.6	U			Pb1	2.5	89Al33
$\text{C}_7\text{H}_8-^{92}\text{Zr}$	157569.4	3.8	157559.4	2.5	-1.1	U			M15	2.5	63Ri07
$^{92}\text{Nb}-\text{C}_7^{667}$	-92851	56	-92806	3	0.8	U			GS2	1.0	03Li.A *
$\text{C}_7\text{H}_8-^{92}\text{Mo}$	155790.0	3.2	155789	4	-0.1	1	26	26 $^{92}\text{Mo}$	M15	2.5	63Ri07
$^{92}\text{Rb}-^{85}\text{Rb}_{1.082}$	15176	9	15172	7	-0.4	1	53	53 $^{92}\text{Rb}$	MA4	1.0	02Ra23
$^{92}\text{Sr}-^{85}\text{Rb}_{1.082}$	6482	9	6481	4	-0.1	-			MA4	1.0	02Ra23
	6484.0	4.3			-0.6	-			MA8	1.0	03Gu.A
	ave.	6484	4		-0.6	1	89	89 $^{92}\text{Sr}$			average
$^{89}\text{Rb}-^{92}\text{Rb}_{553}$ $^{85}\text{Rb}_{449}$	-3457	24	-3470	6	-0.2	U			P21	2.5	82Au01
$^{91}\text{Rb}-^{92}\text{Rb}_{848}$ $^{85}\text{Rb}_{153}$	-1703	25	-1767	10	-1.0	U			P21	2.5	82Au01
$^{90}\text{Rb}^x-^{92}\text{Rb}_{699}$ $^{85}\text{Rb}_{303}$	-2059	24	-2128	14	-1.2	U			P21	2.5	82Au01
$^{90}\text{Rb}^x-^{92}\text{Rb}_{326}$ $^{89}\text{Rb}_{674}$	209	24	159	14	-0.8	U			P21	2.5	82Au01
$^{92}\text{Mo}(\alpha,^3\text{He})^{88}\text{Mo}$	-43278	20				2			INS		90Ka01
$^{92}\text{Mo}(\text{p},\alpha)^{89}\text{Nb}$	-1306	50	-1291	27	0.3	R			ANL		75Se.A
$^{92}\text{Mo}(\alpha,^3\text{He},^4\text{He})^{89}\text{Mo}$	-14465	15				2			MSU		80Pa02
$^{92}\text{Rb}(\beta^-)^{91}\text{Sr}$	785	15	802	7	1.1	1	23	15 $^{92}\text{Rb}$			84Kr.B
$^{91}\text{Zr}(\text{n},\gamma)^{92}\text{Zr}$	8634.91	0.20	8634.80	0.11	-0.6	-			ILn		79Br25 Z
	8634.64	0.15			1.0	-					81Su.A Z
	8635.00	0.24			-0.8	-			Bdn		03Fi.A
	ave.	8634.79	0.11		0.1	1	100	64 $^{91}\text{Zr}$			average
$^{92}\text{Mo}(\text{p},\text{d})^{91}\text{Mo}$	-10446	15	-10448	11	-0.1	2			Tex		73Ko03
	-10432	25			-0.6	2			Grn		73Mo03
$^{92}\text{Br}(\beta^-)^{92}\text{Kr}$	12155	100	12200	50	0.5	3			Bwg		89Gr03
	12220	55			-0.3	3			Bwg		92Gr.A

Item	Input value	Adjusted value	$v_i$	Dg	Sig	Main flux	Lab	F	Reference
$^{92}\text{Kr}(\beta^-)^{92}\text{Rb}$	5987	10			2		Bwg		92Gr.A
$^{92}\text{Rb}(\beta^-)^{92}\text{Sr}$	8080	30	8096	6	0.5		McG		83Ia02
	8096	16			0.0		Bwg		92Gr.A
	8107	15			-0.8		Gsn		92Pr03
ave.	8099	10			-0.4	1	39 31 $^{92}\text{Rb}$		average
$^{92}\text{Sr}(\beta^-)^{92}\text{Y}$	1929	50	1946	9	0.3	U			57He39
	1930	30			0.5		Trs		78Wo15
	1920	20			1.3		McG		83Ia02
ave.	1923	17			1.4	1	33 30 $^{92}\text{Y}$		average
$^{92}\text{Y}(\beta^-)^{92}\text{Zr}$	3640	20	3641	9	0.0				62Bu16
	3630	15			0.7		McG		83Ia02
ave.	3634	12			0.6	1	58 57 $^{92}\text{Y}$		average
$^{92}\text{Zr}(\text{p,n})^{92}\text{Nb}$	-2790.7	2.3	-2787.9	1.8	1.2				74Ku01
	-2792	5			0.8				75Ke12
ave.	-2790.9	2.1			1.5	1	74 65 $^{92}\text{Nb}$		average
$^{92}\text{Mo}(\text{p,n})^{92}\text{Tc}$	-8672	50	-8653	26	0.4	2		Tal	66Mo06 *
$^{92}\text{Mo}(\beta^+\text{He})^{92}\text{Tc}$	-7882	30	-7889	26	-0.2	2		ChR	73Ha02
$^{92}\text{Nb}-\text{C}_{7.667}$	M-A=-86422(34) keV for mixture gs+m at 135.5 keV								NDS00b**
$^{92}\text{Mo}(\text{p,n})^{92}\text{Tc}$	T=9040(50) to 270.15 level								NDS **
$^{93}\text{Rb}-\text{C}_{7.75}$	-78036	21	-77958	8	1.5	U		Pb1	2.5 89Al33
$\text{C}_7\text{H}_9-^{93}\text{Nb}$	164046.9	3.5	164047.2	2.6	0.0	U		M15	2.5 63Ri07
$^{93}\text{Mo}-\text{C}_{7.75}$	-93194	30	-93187	4	0.2	U		GS2	1.0 03Li.A *
$^{93}\text{Tc}-\text{C}_{7.75}$	-89729	31	-89751	4	-0.7	U		GS2	1.0 03Li.A
$^{93}\text{Rb}-^{85}\text{Rb}_{1.094}$	18549	10	18544	8	-0.5	1	66 66 $^{93}\text{Rb}$	MA4	1.0 02Ra23
$^{93}\text{Sr}-^{85}\text{Rb}_{1.094}$	10526	10	10528	8	0.2	1	65 65 $^{93}\text{Sr}$	MA4	1.0 02Ra23
$^{91}\text{Rb}-^{93}\text{Rb}_{.489}$ $^{89}\text{Rb}_{.511}$	-471	9	-480	9	-0.4	1	16 12 $^{91}\text{Rb}$	P31	2.5 86Au02
$^{91}\text{Rb}-^{93}\text{Rb}_{.326}$ $^{90}\text{Rb}_{.674}$	-656	23	-630	15	0.5	U		P21	2.5 82Au01
$^{92}\text{Rb}-^{93}\text{Rb}_{.495}$ $^{91}\text{Rb}_{.505}$	465	23	435	8	-0.5	U		P21	2.5 82Au01
$^{93}\text{Rb}(\beta^- \text{n})^{92}\text{Sr}$	2220	30	2179	8	-1.4	1	8 6 $^{93}\text{Rb}$		84Kr.B
$^{92}\text{Zr}(\text{n},\gamma)^{93}\text{Zr}$	6733.7	1.1	6734.5	0.4	0.7				72Gr23 Z
	6734.0	0.7			0.7				79Ke.D Z
	6735.3	0.7			-1.2			Bdn	03Fi.A
ave.	6734.5	0.5			0.0	1	98 55 $^{92}\text{Zr}$		average
$^{93}\text{Nb}(\gamma,\text{n})^{92}\text{Nb}$	-8825	3	-8831.3	2.0	-2.1	1	46 35 $^{93}\text{Nb}$	McM	79Ba06
$^{92}\text{Mo}(\text{n},\gamma)^{93}\text{Mo}$	8069.81	0.09	8069.81	0.09	0.0	1	100 52 $^{92}\text{Mo}$	MMn	91Is02 Z
	8070.0	0.3			-0.6	U		Bdn	03Fi.A
$^{92}\text{Mo}(\text{p},\gamma)^{93}\text{Tc}$	4086.5	1.0			2				83Ay01
$^{93}\text{Kr}(\beta^-)^{93}\text{Rb}$	8600	100			2			Bwg	87Gr.A
$^{93}\text{Rb}(\beta^-)^{93}\text{Sr}$	7440	30	7467	9	0.9			McG	83Ia02
	7455	35			0.3			Bwg	87Gr.A
	7456	15			0.7			Gsn	92Pr03
ave.	7453	13			1.1	1	49 25 $^{93}\text{Rb}$		average
$^{93}\text{Sr}(\beta^-)^{93}\text{Y}$	4110	20	4139	12	1.4	1	35 24 $^{93}\text{Y}$	McG	83Ia02
$^{93}\text{Y}(\beta^-)^{93}\text{Zr}$	2890	20	2894	10	0.2				59Kn38
	2880	15			0.9			McG	83Ia02
ave.	2884	12			0.9	1	76 76 $^{93}\text{Y}$		average
$^{93}\text{Zr}(\beta^-)^{93}\text{Nb}$	93.8	2.	91.2	1.6	-1.3	1	63 37 $^{93}\text{Nb}$		53Gl.A
$^{93}\text{Nb}(\text{p,n})^{92}\text{Mo}$	-1188	10	-1187	4	0.1				68Fi01
	-1190	5			0.6				75Ch05
ave.	-1190	4			0.6	1	62 52 $^{93}\text{Mo}$		average
$^{93}\text{Ru}(\beta^+)^{93}\text{Tc}$	6337	85			3				83Ay01
$^{93}\text{Mo}-\text{C}_{7.75}$	M-A=-84385(28) keV for $^{93}\text{Mo}^m$ at Eexc=2424.89 keV								Ens97 **
$^{94}\text{Rb}-^{85}\text{Rb}_{1.106}$	23958	10	23965	9	0.7	1	80 80 $^{94}\text{Rb}$	MA4	1.0 02Ra23
$^{94}\text{Sr}-^{85}\text{Rb}_{1.106}$	12924	10	12922	8	-0.2	1	59 59 $^{94}\text{Sr}$	MA4	1.0 02Ra23
$\text{C}_7\text{H}_{10}-^{94}\text{Zr}$	171929.4	3.9	171935.1	2.6	0.6	1	7 7 $^{94}\text{Zr}$	M15	2.5 63Ri07

Item	Input value	Adjusted value	$v_i$	Dg	Sig	Main flux	Lab	$F$	Reference	
$C_7 H_{10} - {}^{94}\text{Mo}$	173159.6	3.2	173162.1	2.1	0.3	1	7 7 ${}^{94}\text{Mo}$	M15	2.5	63Ri07
${}^{94}\text{Tc} - C_{7,833}$	-90362	39	-90343	5	0.5	U		GS2	1.0	03Li.A *
${}^{94}\text{Mo} - {}^{35}\text{Cl} - {}^{92}\text{Mo} - {}^{37}\text{Cl}$	1234.0	2.	1227	4	-0.8	1	24 22 ${}^{92}\text{Mo}$	H11	4.0	63Bi12
${}^{92}\text{Rb} - {}^{94}\text{Rb}_{,587} - {}^{89}\text{Rb}_{,413}$	-764	24	-784	8	-0.3	U		P21	2.5	82Au01 Y
${}^{92}\text{Rb} - {}^{94}\text{Rb}_{,489} - {}^{90}\text{Rb}_{,511}$	-717	23	-732	14	-0.3	U		P21	2.5	82Au01 Y
${}^{93}\text{Rb} - {}^{94}\text{Rb}_{,742} - {}^{90}\text{Rb}_{,258}$	-1296	25	-1294	16	0.0	U		P21	2.5	82Au01 Y
${}^{94}\text{Zr}(\text{d},\alpha) {}^{92}\text{Y}$	8278	25	8257	9	-0.8	1	14 13 ${}^{92}\text{Y}$	Gm		74Gi09
${}^{94}\text{Zr}(\text{d,t}) {}^{93}\text{Zr}$	-1960.2	2.4	-1963.9	1.9	-1.5	1	66 36 ${}^{94}\text{Zr}$	SPa		79Bo37
${}^{93}\text{Nb}(\text{n},\gamma) {}^{94}\text{Nb}$	7227.51	0.09	7227.54	0.08	0.3	-		MMn		88Ke09 Z
	7227.63	0.15			-0.6	-		Bdn		03Fi.A
	ave.	7227.54	0.08		0.0	1	100 57 ${}^{94}\text{Nb}$			average
${}^{94}\text{Rb}(\beta^-) {}^{94}\text{Sr}$	10335	45	10287	10	-1.1	U		Bwg		82Pa24 *
	10312	20			-1.2	1	26 15 ${}^{94}\text{Rb}$	Gsn		92Pr03
${}^{94}\text{Sr}(\beta^-) {}^{94}\text{Y}$	3512	10	3508	8	-0.4	1	59 30 ${}^{94}\text{Sr}$	Gsn		80De02 *
${}^{94}\text{Y}(\beta^-) {}^{94}\text{Zr}$	4920	9	4918	7	-0.2	1	61 58 ${}^{94}\text{Y}$	Gsn		80De02 *
${}^{94}\text{Nb}(\beta^-) {}^{94}\text{Mo}$	2043.3	6.	2045.2	2.0	0.3	-				66Sn02
	2046.3	3.			-0.4	-				68Ho10
	ave.	2045.7	2.7		-0.2	1	55 43 ${}^{94}\text{Nb}$			average
${}^{94}\text{Tc}(\beta^+) {}^{94}\text{Mo}$	4261	5	4256	4	-1.1	2				64Ha29
${}^{94}\text{Mo}(\text{p,n}) {}^{94}\text{Tc}$	-5027.8	7.	-5038	4	-1.5	2				73Mc04 *
${}^{94}\text{Rh}^m(\beta^+) {}^{94}\text{Ru}$	9930	400				3				80Ox01
${}^{94}\text{Tc} - C_{7,833}$	M-A=-84133(29) keV for mixture gs+m at 75.5(1.9) keV									
${}^{94}\text{Rb}(\beta^-) {}^{94}\text{Sr}$	As corrected by ref.									
${}^{94}\text{Sr}(\beta^-) {}^{94}\text{Y}$	Original error 6 corrected by ref									
${}^{94}\text{Y}(\beta^-) {}^{94}\text{Zr}$	Original error 5 corrected by ref									
${}^{94}\text{Mo}(\text{p,n}) {}^{94}\text{Tc}$	T=5158(7) to ${}^{94}\text{Tc}^m$ at 75.5(1.9)									
${}^{95}\text{Sr} - {}^{85}\text{Rb}_{,1118}$	17987	10	17978	8	-0.9	1	64 64 ${}^{95}\text{Sr}$	MA4	1.0	02Ra23
$C_7 H_{11} - {}^{95}\text{Mo}$	180236.5	3.5	180233.2	2.1	-0.4	U		M15	2.5	63Ri07
${}^{95}\text{Tc} - C_{7,917}$	-92417	32	-92343	6	2.3	U		GS2	1.0	03Li.A *
${}^{93}\text{Rb} - {}^{95}\text{Rb}_{,653} - {}^{89}\text{Rb}_{,348}$	-1323	25	-1179	16	2.3	U		P21	2.5	82Au01
${}^{93}\text{Rb} - {}^{95}\text{Rb}_{,587} - {}^{90}\text{Rb}_{,413}$	-1376	24	-1214	19	2.7	U		P21	2.5	82Au01
${}^{94}\text{Rb} - {}^{95}\text{Rb}_{,792} - {}^{90}\text{Rb}_{,209}$	-16	28	175	22	2.7	U		P21	2.5	82Au01 Y
${}^{92}\text{Rb} - {}^{95}\text{Rb}_{,242} - {}^{91}\text{Rb}_{,758}$	80	23	96	10	0.3	U		P21	2.5	82Au01
${}^{93}\text{Rb} - {}^{95}\text{Rb}_{,489} - {}^{91}\text{Rb}_{,511}$	-654	12	-687	13	-1.1	B		P31	2.5	86Au02 *
${}^{94}\text{Rb} - {}^{95}\text{Rb}_{,660} - {}^{92}\text{Rb}_{,341}$	433	15	408	16	-0.7	1	18 13 ${}^{95}\text{Rb}$	P31	2.5	86Au02
	462	28			-0.8	U		P31	2.5	86Au02
${}^{94}\text{Zr}(\text{n},\gamma) {}^{95}\text{Zr}$	6461.6	1.0	6462.2	0.9	0.6	-				79Ke.D Z
	6357.8	0.3			348.2	F		Bdn		03Fi.A
${}^{94}\text{Zr}(\text{d,p}) {}^{95}\text{Zr}$	4237.4	2.0	4237.7	0.9	0.1	-		SPa		79Bo37
${}^{94}\text{Zr}(\text{n},\gamma) {}^{95}\text{Zr}$	ave.	6461.7	0.9	6462.2	0.9	0.6	1	95 54 ${}^{94}\text{Zr}$		average
${}^{94}\text{Mo}(\text{n},\gamma) {}^{95}\text{Mo}$	7369.10	0.10	7369.10	0.10	0.0	1	100 79 ${}^{94}\text{Mo}$	MMn		91Is02 Z
	7368.4	0.5			1.4	U		Bdn		03Fi.A
${}^{95}\text{Pd}^m(\epsilon\text{p}) {}^{94}\text{Ru}$	6991	300				3				82Ku15 *
${}^{95}\text{Rb}(\beta^-) {}^{95}\text{Sr}$	9280	45	9263	21	-0.4	-		Bwg		87Gr.A *
	9272	35			-0.3	-		Gsn		92Pr03
	ave.	9275	28		-0.4	1	57 54 ${}^{95}\text{Rb}$			average
${}^{95}\text{Sr}(\beta^-) {}^{95}\text{Y}$	6082	10	6090	8	0.8	1	61 32 ${}^{95}\text{Sr}$	Gsn		84Bl.A
	6052	25			1.5	U				90Ma03
${}^{95}\text{Y}(\beta^-) {}^{95}\text{Zr}$	4445	9	4451	7	0.6	1	61 59 ${}^{95}\text{Y}$	Gsn		80De02 *
${}^{95}\text{Zr}(\beta^-) {}^{95}\text{Nb}$	1125	8	1124.1	1.8	-0.1	U				54Za05
	1119	5			1.0	-				55Dr43
	1122.7	3.			0.5	-				74An22
	ave.	1121.7	2.6		0.9	1	51 40 ${}^{95}\text{Zr}$			average
${}^{95}\text{Nb}(\beta^-) {}^{95}\text{Mo}$	925.5	0.5	925.6	0.5	0.2	1	98 89 ${}^{95}\text{Nb}$			63La06
${}^{95}\text{Tc}(\beta^+) {}^{95}\text{Mo}$	1683	10	1691	5	0.8	-				65Cr04 *
	1693	6			-0.4	-				74An05 *
	ave.	1690	5		0.1	1	98 97 ${}^{95}\text{Tc}$			average

Item	Input value		Adjusted value		$v_i$	Dg	Sig	Main flux	Lab	F	Reference	
$^{95}\text{Ru}(\beta^+)^{95}\text{Tc}$	2558	30	2567	13	0.3	1	18	15	$^{95}\text{Ru}$		68Pi03	
$^{95}\text{Rh}(\beta^+)^{95}\text{Ru}$	5110	150				2					75We03	
$^{95}\text{Tc}-\text{C}_7$ <sub>917</sub>	M–A=–86066(28) keV for mixture gs+m at 38.89 keV											
$^{93}\text{Rb}-^{95}\text{Rb}$ <sub>489</sub>	Rejected by authors											
$^{95}\text{Pd}^m(\epsilon\text{p})^{94}\text{Ru}$	E(p)=4300(300) to $^{94}\text{Ru}^m$ at 2644.55											
*	Same E(p); both from figures											
$^{95}\text{Y}(\beta^-)^{95}\text{Zr}$	Original error 5 corrected by ref											
*	Q <sup>-</sup> =4417(10) given by same group, not used											
$^{95}\text{Tc}(\beta^+)^{95}\text{Mo}$	E <sup>+</sup> =700(10) from $^{95}\text{Tc}^m$ at 38.89											
$^{95}\text{Tc}(\beta^+)^{95}\text{Mo}$	E <sup>+</sup> =710(6) from $^{95}\text{Tc}^m$ at 38.89											
$\text{C}_7\text{H}_{12}-^{96}\text{Zr}$	185628	6	185627.0	3.0	-0.1	U			M15	2.5	63Ri07	
$\text{C}_7\text{H}_{12}-^{96}\text{Mo}$	189226.9	3.0	189220.9	2.1	-0.8	1	8	8	$^{96}\text{Mo}$	M15	2.5	63Ri07
$^{96}\text{Tc}-\text{C}_8$	-92192	32	-92129	6	2.0	U			GS2	1.0	03Li.A *	
$\text{C}_7\text{H}_{12}-^{96}\text{Ru}$	186304.6	3.8	186303	8	-0.2	1	79	79	$^{96}\text{Ru}$	M16	2.5	63Da10
$^{93}\text{Rb}-^{96}\text{Rb}$ <sub>554</sub>	-2210	27	-2092	18	1.8	U			P21	2.5	82Au01	
$^{95}\text{Rb}-^{96}\text{Rb}$ <sub>848</sub>	-1590	30	-1515	26	1.0	U			P21	2.5	82Au01	
$^{94}\text{Rb}-^{96}\text{Rb}$ <sub>699</sub>	-1250	30	-1080	22	2.3	U			P21	2.5	82Au01 Y	
$^{94}\text{Rb}-^{96}\text{Rb}$ <sub>588</sub>	-380	25	-444	19	-1.0	U			P21	2.5	82Au01	
$^{95}\text{Rb}-^{96}\text{Rb}$ <sub>742</sub>	-1116	27	-1134	24	-0.3	1	13	7	$^{96}\text{Rb}$	P21	2.5	82Au01
	-1143	16			0.2	1	36	19	$^{96}\text{Rb}$	P31	2.5	86Au02
$^{96}\text{Zr}(\text{d},\alpha)^{94}\text{Y}$	7609	20	7617	7	0.4	1	13	12	$^{94}\text{Y}$	Gm		74Gi09
$^{96}\text{Ru}(\text{p},\text{t})^{94}\text{Ru}$	-11165	10				2			Oak		71Ba01	
$^{96}\text{Zr}(\text{t},\alpha)^{95}\text{Y}$	8294	20	8289	7	-0.2	1	13	12	$^{95}\text{Y}$	LAI		83Fi06
$^{96}\text{Zr}(\text{d},\text{t})^{95}\text{Zr}$	-1595.8	2.8	-1599.1	2.2	-1.2	1	60	43	$^{96}\text{Zr}$	SPa		79Bo37
$^{95}\text{Mo}(\text{n},\gamma)^{96}\text{Mo}$	9154.32	0.05	9154.32	0.05	0.0	1	100	70	$^{95}\text{Mo}$	MMn		91Is02 Z
	9153.90	0.20			2.1	B			Bdn		03Fi.A	
$^{96}\text{Ru}(\text{p},\text{d})^{95}\text{Ru}$	-8470	10	-8469	10	0.1	1	91	85	$^{95}\text{Ru}$	Oak		71Ba01
$^{96}\text{Rb}(\beta^-)^{96}\text{Sr}$	11590	80	11714	29	1.6	-			Bwg		87Gr.A	
	11709	40			0.1	-			Gsn		92Pr03	
ave.	11690	40			0.8	1	65	37	$^{96}\text{Rb}$		average	
$^{96}\text{Sr}(\beta^-)^{96}\text{Y}$	5332	30	5408	18	2.5	F					79Pe17 *	
	5413	22			-0.2	-			Gsn		80De02 *	
	5345	50			1.3	U			Bwg		87Gr.A	
	5354	40			1.3	-					90Ma03	
ave.	5399	19			0.4	1	90	72	$^{96}\text{Sr}$		average	
$^{96}\text{Y}(\beta^-)^{96}\text{Zr}$	7120	50	7096	23	-0.5	-			Gsn		80De02 *	
	7030	70			0.9	U			Bwg		87Gr.A	
	7067	30			1.0	-					90Ma03	
ave.	7081	26			0.6	1	82	82	$^{96}\text{Y}$		average	
$^{96}\text{Y}^m(\beta^-)^{96}\text{Zr}$	8237	21				2			Bwg		92Gr.A	
$^{96}\text{Nb}(\beta^-)^{96}\text{Mo}$	3186.8	3.2				2					68An03	
$^{96}\text{Mo}(\text{p},\text{n})^{96}\text{Tc}$	-3760	10	-3756	5	0.4	2					74Do09	
	-3754	6			-0.3	2					78Ke10	
$^{96}\text{Ru}(\text{p},\text{n})^{96}\text{Rh}$	-7175	10				2					70As08 Z	
$^{96}\text{Pd}(\beta^+)^{96}\text{Rh}$	3450	150				3					85Ry02	
$^{96}\text{Tc}-\text{C}_8$	M–A=–85860(28) keV for mixture gs+m at 34.28 keV											
$^{96}\text{Sr}(\beta^-)^{96}\text{Y}$	E <sup>-</sup> =4400(30) to 931.7 level and other E <sup>-</sup>											
$^{96}\text{Sr}(\beta^-)^{96}\text{Y}$	F: all other $^{79}\text{Pe}_{17}$ results are strongly discrepant											
$^{96}\text{Sr}(\beta^-)^{96}\text{Y}$	Original error 20 corrected by ref											
*	Q <sup>-</sup> =5362(10) given by same group, not used											
$^{96}\text{Y}(\beta^-)^{96}\text{Zr}$	Q <sup>-</sup> =7079(15) given by same group, not used											
$^{97}\text{Rb}-\text{C}_{8,083}$	-62512	64	-62650	30	-0.9	U			Pb1	2.5	89Al33	
$\text{C}_5\text{H}_5\text{O}_2-^{97}\text{Mo}$	122937.6	2.3	122932.9	2.1	-0.8	1	13	13	$^{97}\text{Mo}$	M15	2.5	63Ri07
$^{97}\text{Ru}-\text{C}_{8,083}$	-92471	30	-92445	9	0.9	U			GS2	1.0	03Li.A	

Item	Input value	Adjusted value	$v_i$	Dg	Sig	Main flux	Lab	$F$	Reference
$^{94}\text{Rb}-^{97}\text{Rb}_{.485}$ $^{91}\text{Rb}_{.516}$	-21	25	-134	17	-1.8	U			82Au01 Y
$^{96}\text{Rb}-^{97}\text{Rb}_{.792}$ $^{92}\text{Rb}_{.209}$	650	30	621	30	-0.4	1	16 10 $^{96}\text{Rb}$	P21	2.5 82Au01
$^{95}\text{Rb}-^{97}\text{Rb}_{.490}$ $^{93}\text{Rb}_{.511}$	-165	25	-152	23	0.2	1	13 9 $^{95}\text{Rb}$	P21	2.5 82Au01
$^{96}\text{Rb}-^{97}\text{Rb}_{.742}$ $^{93}\text{Rb}_{.258}$	848	19	811	29	-0.8	1	38 27 $^{96}\text{Rb}$	P31	2.5 86Au02
$^{96}\text{Zr}(n,\gamma)^{97}\text{Zr}$	5574	5	5575.2	0.4	0.2	U			77Ba33
	5575.1	0.4			0.2	1	99 55 $^{96}\text{Zr}$	Bdn	03Fi.A
$^{96}\text{Mo}(n,\gamma)^{97}\text{Mo}$	6821.15	0.25	6821.26	0.21	0.5	-		MMn	91Is02 Z
	6821.5	0.4			-0.6	-		Bdn	03Fi.A
ave.	6821.25	0.21			0.1	1	99 62 $^{96}\text{Mo}$		average
$^{96}\text{Mo}(^3\text{He,d})^{97}\text{Tc}$	229	8	225	4	-0.5	-		ANL	74Co27
	220	8			0.6	-		Pit	74Co27
ave.	225	6			0.1	1	53 53 $^{97}\text{Tc}$		average
$^{96}\text{Ru}(d,p)^{97}\text{Ru}$	5886	3	5886.9	2.8	0.3	2		Can	77Ho02
	5892	7			-0.7	2		ANL	77Me04
$^{97}\text{Rb}(\beta^-)^{97}\text{Sr}$	10440	60	10432	28	-0.1	-		Bwg	87Gr.A
	10462	40			-0.8	-		Gsn	92Pr03
ave.	10460	30			-0.7	1	72 61 $^{97}\text{Rb}$		average
$^{97}\text{Sr}(\beta^-)^{97}\text{Y}$	7452	40	7470	16	0.4	-		Gsn	84Bl.A
	7480	18			-0.6	-		Bwg	92Gr.A
ave.	7475	16			-0.3	1	93 90 $^{97}\text{Sr}$		average
$^{97}\text{Y}(\beta^-)^{97}\text{Zr}$	6702	25	6689	11	-0.5	-		Gsn	84Bl.A
	6689	13			0.0	-		Bwg	92Gr.A *
ave.	6692	12			-0.2	1	97 97 $^{97}\text{Y}$		average
$^{97}\text{Zr}(\beta^-)^{97}\text{Nb}$	2657.3	2.	2659.0	1.8	0.8	1	80 56 $^{97}\text{Zr}$		74Ra.A
$^{97}\text{Nb}(\beta^-)^{97}\text{Mo}$	1933.1	2.	1934.8	1.8	0.8	1	80 76 $^{97}\text{Nb}$		74Ra.A
$^{97}\text{Mo}(p,n)^{97}\text{Tc}$	-1102	6	-1103	4	-0.1	1	47 47 $^{97}\text{Tc}$	ANL	74Co27
$^{97}\text{Rh}(\beta^+)^{97}\text{Ru}$	3533	50	3520	40	-0.2	3			62Ba28
	3513	50			0.2	3			62Ch21
$^{97}\text{Pd}(\beta^+)^{97}\text{Rh}$	4790	300				4			80Go11
$^{97}\text{Ag}(\beta^+)^{97}\text{Pd}$	6980	110				5			99Hu10
* $^{97}\text{Y}(\beta^-)^{97}\text{Zr}$	E <sup>-</sup> =6688(13); and 7361(26) from $^{97}\text{Y}^m$ at 667.51								NDS939**
$\text{C}_5 \text{H}_6 \text{O}_2-^{98}\text{Mo}$	131375.4	2.8	131371.3	2.1	-0.6	1	9 9 $^{98}\text{Mo}$	M15	2.5 63Ri07
$\text{C}_7 \text{H}_{14}-^{98}\text{Ru}$	204263.5	2.9	204263	7	0.0	1	86 86 $^{98}\text{Ru}$	M16	2.5 63Da10
$^{98}\text{Rh}-\text{C}_{8.167}$	-89302	46	-89292	13	0.2	U		GS2	1.0 03Li.A *
$^{94}\text{Rb}-^{98}\text{Rb}_{.411}$ $^{91}\text{Rb}_{.590}$	-290	40	-399	23	-1.1	U		P21	2.5 82Au01 Y
$^{97}\text{Rb}-^{98}\text{Rb}_{.792}$ $^{93}\text{Rb}_{.209}$	-250	60	-240	40	0.1	U		P21	2.5 82Au01
$^{96}\text{Rb}-^{98}\text{Rb}_{.490}$ $^{94}\text{Rb}_{.511}$	330	30	370	40	0.6	U		P21	2.5 82Au01 Y
$^{97}\text{Rb}-^{98}\text{Rb}_{.660}$ $^{95}\text{Rb}_{.340}$	-300	50	-180	40	1.0	U		P21	2.5 82Au01
	-232	27			0.8	1	34 20 $^{98}\text{Rb}$	P31	2.5 86Au02
$^{96}\text{Zr}(t,p)^{98}\text{Zr}$	3508	20	3505	20	-0.2	1	97 98 $^{98}\text{Zr}$	LA1	69Bi01
$^{96}\text{Zr}(^3\text{He,p})^{98}\text{Nb}$	5728	5				2		Phi	75Me13
$^{96}\text{Ru}(^{16}\text{O},^{14}\text{C})^{98}\text{Pd}$	-12529	20				2		BNL	82Th01
$^{97}\text{Mo}(n,\gamma)^{98}\text{Mo}$	8642.60	0.07	8642.60	0.07	0.0	-		MMn	91Is02 Z
	8642.57	0.18			0.2	-		Bdn	03Fi.A
ave.	8642.60	0.07			0.0	1	100 55 $^{98}\text{Mo}$		average
$^{97}\text{Mo}(^3\text{He,d})^{98}\text{Tc}$	680	8	683	3	0.4	-		ANL	74Co27
	686	10			-0.3	-		McM	76Ma16
ave.	682	6			0.1	1	29 29 $^{98}\text{Tc}$		average
$^{98}\text{Rb}(\beta^-)^{98}\text{Sr}$	11200	110	12420	50	11.1	B			79Pe17
	12270	30			5.1	C		McG	84Ia.A
	12440	75			-0.2	-		Bwg	87Gr.A
	12380	65			0.7	-		Gsn	92Pr03
ave.	12410	50			0.4	1	85 80 $^{98}\text{Rb}$		average
$^{98}\text{Rb}^m(\beta^-)^{98}\text{Sr}$	12710	120				2		Bwg	87Gr.A
$^{98}\text{Sr}(\beta^-)^{98}\text{Y}$	5821	10	5822	10	0.1	1	99 96 $^{98}\text{Sr}$	Gsn	84Bl.A
	5815	40			0.2	U		Bwg	87Gr.A
$^{98}\text{Y}(\beta^-)^{98}\text{Zr}$	8780	30	8820	15	1.3	-		Gsn	84Bl.A
	8963	41			-3.5	C			88Ma.A
	8830	17			-0.6	-		Bwg	92Gr.A
ave.	8818	15			0.1	1	99 96 $^{98}\text{Y}$		average

Item	Input value	Adjusted value	$v_i$	Dg	Sig	Main flux	Lab	F	Reference
$^{98}\text{Y}^m(\beta^-)^{98}\text{Zr}$	9233	27			2		Bwg		92Gr.A
$^{98}\text{Mo}(\text{p,n})^{98}\text{Tc}$	-2458	10	-2466	3	-0.8	1	11	$^{98}\text{Tc}$	ANL 74Co27
$^{98}\text{Tc}(\beta^-)^{98}\text{Ru}$	1795	22	1797	7	0.1	1	11	8 $^{98}\text{Ru}$	73Ok.A
$^{98}\text{Rh}(\beta^+)^{98}\text{Ru}$	5151	50	5050	10	-2.0	U			94Ba06
$^{98}\text{Ru}(\text{p,n})^{98}\text{Rh}$	-5832	10			2				70As08 Z
$^{98}\text{Ag}(\beta^+)^{98}\text{Pd}$	8420	150	8240	60	-1.2	3			79Ve.A *
	8200	70			0.6	3			00Hu17
$^{98}\text{Cd}(\varepsilon)^{98}\text{Ag}$	5430	40			4				01St.A
$^{98}\text{Rh}-\text{C}_{8,167}$	M-A=-83154(30) keV for mixture gs+m at 60#50 keV								Nubase **
$^{98}\text{Ag}(\beta^+)^{98}\text{Pd}$	Q <sup>+</sup> =6880(150) to 1541.6 level								NDS987**
$\text{C}_7 \text{H}_{15}-^{99}\text{Ru}$	211442.8	3.0	211436.2	2.2	-0.9	1	8	8 $^{99}\text{Ru}$	M16 2.5 63Da10
$^{99}\text{Ru}-^{98}\text{Ru}$	652	11	652	7	0.0	1	6	6 $^{98}\text{Ru}$	M16 2.5 63Da10
$^{97}\text{Rb}-^{99}\text{Rb}$	100	100	140	80	0.2	1	11	10 $^{99}\text{Rb}$	P21 2.5 82Au01
$^{98}\text{Rb}-^{99}\text{Rb}_{.653}$ $^{93}\text{Rb}_{.348}$	690	180	520	100	-0.4	U			P21 2.5 82Au01
$^{99}\text{Rb}-^{99}\text{Rb}_{.742}$ $^{95}\text{Rb}_{.258}$	350	60	230	70	-0.8	1	19	16 $^{99}\text{Rb}$	P31 2.5 86Au02
$^{99}\text{Ru}(\text{n},\alpha)^{96}\text{Mo}$	6822	5	6819.9	1.6	-0.4	U			01Wa50
$^{96}\text{Ru}({}^{16}\text{O}, {}^{13}\text{C})^{99}\text{Pd}$	-11723	20	-11746	15	-1.2	1	57	49 $^{99}\text{Pd}$	BNL 82Th01
$^{98}\text{Mo}(\text{n},\gamma)^{99}\text{Mo}$	5925.42	0.15	5925.43	0.15	0.1	1	100	66 $^{99}\text{Mo}$	MMn 91Is02 Z
	5927.7	0.5			-4.5	U			Bdn 03Fi.A
$^{99}\text{Tc}(\text{p,d})^{98}\text{Tc}$	-6740	5	-6742	3	-0.4	-			76Sl06
	-6755	9			1.4	-			Bld 77Em02
ave.	-6744	4			0.3	1	59	57 $^{98}\text{Tc}$	average
$^{99}\text{Rb}(\beta^-)^{99}\text{Sr}$	11340	120	11310	110	-0.3	1	82	74 $^{99}\text{Rb}$	McG 84Ia.A
	10960	130			2.7	C			Bwg 87Gr.A
$^{99}\text{Sr}(\beta^-)^{99}\text{Y}$	8030	80	8020	80	-0.2	1	92	91 $^{99}\text{Sr}$	McG 84Ia.A
	8360	75			-4.6	C			Bwg 87Gr.A
$^{99}\text{Y}(\beta^-)^{99}\text{Zr}$	7568	14	7568	14	0.0	1	100	99 $^{99}\text{Y}$	Bwg 92Gr.A
$^{99}\text{Zr}(\beta^-)^{99}\text{Nb}$	4559	15	4558	15	0.0	1	100	100 $^{99}\text{Zr}$	Bwg 92Gr.A
$^{99}\text{Mo}(\beta^-)^{99}\text{Tc}$	1356.7	1.0	1357.3	1.0	0.6	1	92	58 $^{99}\text{Tc}$	71Na01
$^{99}\text{Tc}(\beta^-)^{99}\text{Ru}$	292	3	293.8	1.4	0.6	-			51Ta05
	290	4			1.0	-			52Fe16
	293.5	2.0			0.2	-			80Al02 *
ave.	292.6	1.5			0.8	1	85	45 $^{99}\text{Ru}$	average
$^{99}\text{Rh}(\beta^+)^{99}\text{Ru}$	2038	10	2043	7	0.5	-			52Sc11 *
	2053	10			-1.0	-			59To.A
	2110	40			-1.7	U			74An23
ave.	2046	7			-0.4	1	95	94 $^{99}\text{Rh}$	average
$^{99}\text{Pd}(\beta^+)^{99}\text{Rh}$	3410	20	3387	15	-1.2	1	57	51 $^{99}\text{Pd}$	69Ph01 *
$^{99}\text{Ag}(\beta^+)^{99}\text{Pd}$	5430	150			2				81Hu03
$^{99}\text{Tc}(\beta^-)^{99}\text{Ru}$	E <sup>+</sup> =434.8(2.6), 346.7(2.0) from $^{99}\text{Tc}^m$ at 142.6833 to gs, 89.68 level								NDS949**
$^{99}\text{Rh}(\beta^+)^{99}\text{Ru}$	E <sup>+</sup> =740(10) from $^{99}\text{Rh}^m$ at 64.3 to 340.73 level								NDS949**
$^{99}\text{Pd}(\beta^+)^{99}\text{Rh}$	E <sup>+</sup> =2180(20), 1930(20), 1510(20)								69Ph01 **
*	to 200.4, 464.0, 874.1 levels above 1/2 <sup>-</sup> level (now ground-state)								NDS949**
$\text{C}_7 \text{H}_{16}-^{100}\text{Mo}$	217730.3	4.2	217723	6	-0.7	1	36	36 $^{100}\text{Mo}$	M15 2.5 63Ri07
$\text{C}_7 \text{H}_{16}-^{100}\text{Ru}$	220983.8	3.7	220981.0	2.2	-0.3	1	5	5 $^{100}\text{Ru}$	M16 2.5 63Da10
$^{100}\text{Rh}-\text{C}_{8,333}$	-91855	46	-91878	20	-0.5	1	18	18 $^{100}\text{Rh}$	GS2 1.0 03Li.A *
$^{100}\text{Cd}-\text{C}_{8,333}$	-79636	214	-79710	100	-0.3	1	23	23 $^{100}\text{Cd}$	CS1 1.0 96Ch32
$^{100}\text{In}-\text{C}_{8,333}$	-69405	322	-68890	270	1.6	B			CS1 1.0 96Ch32
$^{100}\text{Sn}-\text{C}_{8,333}$	-62020	1020	-60960	760	1.0	B			CS1 1.0 96Ch32
$^{100}\text{Mo}^{35}\text{Cl}-^{98}\text{Mo}^{37}\text{Cl}$	5019	2	5019	6	0.0	1	60	58 $^{100}\text{Mo}$	H11 4.0 63Bi12
$^{96}\text{Ru}({}^{16}\text{O}, {}^{12}\text{C})^{100}\text{Pd}$	-5599	26	-5583	13	0.6	1	24	17 $^{100}\text{Pd}$	BNL 82Th01
$^{100}\text{Mo}(\text{d}, {}^3\text{He})^{99}\text{Nb}$	-5639	15	-5653	12	-0.9	-			Tex 74Bi08
$^{100}\text{Mo}(\text{t}, \alpha)^{99}\text{Nb}$	8642	20	8668	12	1.3	-			LAl 83Fi06
$^{100}\text{Mo}(\text{d}, {}^3\text{He})^{99}\text{Nb}$	ave. -5653	12	-5653	12	0.0	1	100	100 $^{99}\text{Nb}$	average



Item	Input value		Adjusted value		$v_i$	Dg	Sig	Main flux	Lab	F	Reference	
$^{99}\text{Tc}(n,\gamma)^{100}\text{Tc}$	6764.4	1.					2				79Pi08	
$^{99}\text{Ru}(n,\gamma)^{100}\text{Ru}$	9672.65	0.06	9673.324	0.026	11.2	o			ILn		88Co18 Z	
	9673.39	0.05			-1.3	-			MMn		91Is02 Z	
	9673.30	0.03			0.8	-			ILn		00Ge01	
	9673.41	0.19			-0.5	U			Bdn		03Fi.A	
	ave.	9673.324	0.026		0.0	1	100	55	$^{100}\text{Ru}$		average	
$^{100}\text{Sr}(\beta^-)^{100}\text{Y}$	7520	140	7080	100	-3.2	C			McG		84Ia.A	
	7075	100							Bwg		87Gr.A	
$^{100}\text{Y}(\beta^-)^{100}\text{Zr}$	7920	100	9310	70	13.9	C			McG		84Ia.A *	
	9310	70							Bwg		87Gr.A	
$^{100}\text{Zr}(\beta^-)^{100}\text{Nb}$	3335	25							Bwg		87Gr.A	
$^{100}\text{Nb}(\beta^-)^{100}\text{Mo}$	6245	25							Bwg		87Gr.A	
$^{100}\text{Nb}^m(\beta^-)^{100}\text{Mo}$	6745	75	6714	28	-0.4	2			Bwg		87Gr.A	
$^{100}\text{Mo}(t,^3\text{He})^{100}\text{Nb}^m$	-6690	30	-6695	28	-0.2	2			LAl		79Aj03	
$^{100}\text{Rh}(\beta^+)^{100}\text{Ru}$	3630	20	3635	18	0.2	1	82	82	$^{100}\text{Rh}$		53Ma64	
$^{100}\text{Ag}(\beta^+)^{100}\text{Pd}$	7075	90	7080	80	0.0	-					79Ve.A *	
	7022	200			0.3	-					80Ha20 *	
	ave.	7070	80		0.1	1	87	87	$^{100}\text{Ag}$		average	
$^{100}\text{Cd}(\beta^+)^{100}\text{Ag}$	3890	70	3900	70	0.1	1	90	77	$^{100}\text{Cd}$		89Ry02	
$^{100}\text{In}(\beta^+)^{100}\text{Cd}$	10900	930	10080	230	-0.9	U			Lvp		95Sz01 *	
	10080	230									02P103	
$^{100}\text{Sn}(\beta^+)^{100}\text{In}$	7390	660									97Su06 *	
$^{100}\text{Rh}-\text{C}_{8,333}$	M-A=-85508(29) keV for mixture gs+m at 107.6 keV											
$^{100}\text{Y}(\beta^-)^{100}\text{Zr}$	Not unambiguously ground-state transition											
$^{100}\text{Ag}(\beta^+)^{100}\text{Pd}$	From $5^+$ ground-state to 2920.4 high spin level											
$^{100}\text{Ag}(\beta^+)^{100}\text{Pd}$	$E^+ = 5350(200)$ from $^{100}\text{Ag}^m$ at 15.52 to 665.57 $2^+$ level											
$^{100}\text{In}(\beta^+)^{100}\text{Cd}$	From lower and upper limits 9300–12500											
$^{100}\text{Sn}(\beta^+)^{100}\text{In}$	$Q^+ = 7200(+800-500)$											
$\text{C}_8 \text{H}_5 - ^{101}\text{Ru}$	133549.5	2.2	133543.1	2.2	-1.2	1	15	15	$^{101}\text{Ru}$	M16	2.5	63Da10
$^{101}\text{Rh}-\text{C}_{8,417}$	-93821	58	-93836	18	-0.3	U				GS2	1.0	03Li.A *
$^{101}\text{Pd}-\text{C}_{8,417}$	-91816	30	-91711	19	3.5	U				GS2	1.0	03Li.A *
$^{100}\text{Mo}(n,\gamma)^{101}\text{Mo}$	5398.23	0.08	5398.24	0.07	0.1	2			ILn			90Se17 Z
	5398.27	0.13			-0.2	2			Bdn			03Fi.A
$^{100}\text{Ru}(n,\gamma)^{101}\text{Ru}$	6802.0	0.7	6802.05	0.24	0.1	-						82Ba69
	6802.04	0.25			0.1	-			Bdn			03Fi.A
	ave.	6802.04	0.24		0.1	1	100	60	$^{101}\text{Ru}$			average
$^{101}\text{Rb}(\beta^-)^{101}\text{Sr}$	11810	110							Bwg			92Ba28
$^{101}\text{Sr}(\beta^-)^{101}\text{Y}$	9505	80							Bwg			92Ba28
$^{101}\text{Y}(\beta^-)^{101}\text{Zr}$	8545	90							Bwg			92Ba28
$^{101}\text{Zr}(\beta^-)^{101}\text{Nb}$	5485	25							Bwg			92Gr.A
$^{101}\text{Nb}(\beta^-)^{101}\text{Mo}$	4569	18							Bwg			92Gr.A
$^{101}\text{Mo}(\beta^-)^{101}\text{Tc}$	2836	40	2825	25	-0.3	R						57Ok.A
$^{101}\text{Tc}(\beta^-)^{101}\text{Ru}$	1620	30	1614	24	-0.2	2						71Ar23
$^{101}\text{Pd}(\beta^+)^{101}\text{Rh}$	1980	4										71Ib01
$^{101}\text{Ag}(\beta^+)^{101}\text{Pd}$	4100	200	4200	100	0.5	4						72We.A
	4350	200			-0.7	4						78Ha11
	4180	150			0.2	4						79Ve.A
$^{101}\text{Cd}(\beta^+)^{101}\text{Ag}$	5530	130	5480	110	-0.4	5						70Be.A *
	5350	200			0.6	5						72We.A
$^{101}\text{Rh}-\text{C}_{8,417}$	M-A=-87315(29) keV for mixture gs+m at 157.32 keV											
$^{101}\text{Cd}(\beta^+)^{101}\text{Ag}$	Measured $E^+$ may go to excited state											
$\text{C}_8 \text{H}_6 - ^{102}\text{Ru}$	142604.8	3.2	142600.9	2.2	-0.5	1	7	7	$^{102}\text{Ru}$	M16	2.5	63Da10
$^{102}\text{Ag}-\text{C}_{8,5}$	-88315	30								GS2	1.0	03Li.A *
$^{100}\text{Mo}(t,p)^{102}\text{Mo}$	5034	20								LAl		72Ca10

Item	Input value	Adjusted value	$v_i$	Dg	Sig	Main flux	Lab	F	Reference		
$^{100}\text{Mo}(\alpha^3\text{He,p})^{102}\text{Tc}$	6054	20	6024	10	-1.5	1	27	20	$^{102}\text{Tc}$ Pri	82De03	
$^{102}\text{Pd}(\text{p,t})^{100}\text{Pd}$	-10356	12	-10360	11	-0.3	1	84	83	$^{100}\text{Pd}$ Win	74De31	
$^{101}\text{Ru}(\text{n},\gamma)^{102}\text{Ru}$	9219.64	0.05	9219.64	0.05	0.0	1	100	75	$^{102}\text{Ru}$ MMn	91Is02	
	9219.63	0.19			0.1	U			Bdn	03Fi.A	
$^{102}\text{In}(\epsilon\text{p})^{101}\text{Ag}$	3420	310	3230	150	-0.6	o			Lvp	91Re.A	
$^{102}\text{Sr}(\beta^-)^{102}\text{Y}$	8815	70				6			Bwg	92Ba28	
$^{102}\text{Y}(\beta^-)^{102}\text{Zr}$	9850	70				5			Bwg	92Ba28	
$^{102}\text{Zr}(\beta^-)^{102}\text{Nb}$	4605	30				4			Bwg	87Gr18	
$^{102}\text{Nb}(\beta^-)^{102}\text{Mo}$	7210	35				3			Bwg	87Gr18	
$^{102}\text{Nb}^m(\beta^-)^{102}\text{Mo}$	7335	40				3			Bwg	87Gr18	
$^{102}\text{Rh}(\beta^+)^{102}\text{Ru}$	2317	10	2323	5	0.6	-				61Hi06	
	2325	10			-0.2	-				63Bo17	
$^{102}\text{Ru}(\text{p,n})^{102}\text{Rh}$	-3115	15	-3105	5	0.6	-				83Do11	
$^{102}\text{Rh}(\beta^+)^{102}\text{Ru}$	ave.	2323	6	2323	5	0.0	1	51	50	$^{102}\text{Rh}$ average	
$^{102}\text{Rh}(\beta^-)^{102}\text{Pd}$	1150	6	1150	5	0.0	1	57	50	$^{102}\text{Rh}$	61Hi06	
$^{102}\text{Ag}(\beta^+)^{102}\text{Pd}$	5800	200	5660	28	-0.7	F				67Ch05	
	5500	100			1.6	U				67Ch05	
	4910	140			5.4	C				70Be.A	
	5350	200			1.6	U				72We.A	
	5880	110			-2.0	U				79Ve.A	
$^{102}\text{Cd}(\beta^+)^{102}\text{Ag}$	2587	8				3			GSI	91Ke08	
$^{102}\text{In}(\beta^+)^{102}\text{Cd}$	9250	380	8970	110	-0.7	4			Lvp	95Sz01	
	8970	150			0.0	4			GSI	98Ka.A	
	8910	170			0.3	4			GSI	03Gi06	
$^{102}\text{Sn}(\beta^+)^{102}\text{In}$	5780	70				5				01St.A	
$^{*102}\text{Ag}-\text{C}_{8.5}$	M-A=-82260(28) keV for mixture gs+m at 9.3 keV									NDS983	
$^{*102}\text{In}(\epsilon\text{p})^{101}\text{Ag}$	Estimated from proton spectrum from 1450 to 3200 keV									GAU	
$^{*102}\text{Ag}(\beta^+)^{102}\text{Pd}$	F: E+ =2260(40) does not fit with later decay scheme									NDSAHW**	
$^{*102}\text{Ag}(\beta^+)^{102}\text{Pd}$	From combination with decay scheme in ref.									NDS983	
$^{*102}\text{Ag}(\beta^+)^{102}\text{Pd}$	Q+ =4920(100) from $^{102}\text{Ag}^m$ at 9.3(0.4)									NDS983	
$^{*102}\text{In}(\beta^+)^{102}\text{Cd}$	From determined upper 9900 and lower 8600 limits									GAU	
$^{*102}\text{In}(\beta^+)^{102}\text{Cd}$	Good agreement with authors earlier measurement, average=8950(120)									03Gi06	
$\text{C}_8 \text{H}_7-^{103}\text{Rh}$	149263.5	3.3	149271	3	0.9	1	13	13	$^{103}\text{Rh}$ M16	2.5	63Da10
$^{103}\text{Ag}-\text{C}_{8.583}$	-91091	52	-91027	18	1.2	U			GS2	1.0	03Li.A
$^{103}\text{Cd}-^{102}\text{Cd}$	-1534	154	-1040	40	2.1	U			CR2	1.5	92Sh.A
$^{103}\text{Rh}(\text{p,t})^{101}\text{Rh}$	-8275	17				2			Pri		64Th05
$^{102}\text{Ru}(\text{n},\gamma)^{103}\text{Ru}$	6232.2	0.3	6232.05	0.15	-0.5	-					82Ba69
	6232.00	0.17			0.3	-			Bdn		03Fi.A
ave.	6232.05	0.15			0.0	1	100	83	$^{103}\text{Ru}$		average
$^{102}\text{Pd}(\text{n},\gamma)^{103}\text{Pd}$	7624.6	1.5	7625.4	0.8	0.5	-					70Bo29
	7625.6	0.9			-0.3	-			Bdn		03Fi.A
ave.	7625.3	0.8			0.0	1	99	92	$^{102}\text{Pd}$		average
$^{103}\text{Zr}(\beta^-)^{103}\text{Nb}$	6945	85				5			Bwg		87Gr18
$^{103}\text{Nb}(\beta^-)^{103}\text{Mo}$	5530	30				4			Bwg		87Gr18
$^{103}\text{Mo}(\beta^-)^{103}\text{Tc}$	3750	60				3			Bwg		87Gr18
$^{103}\text{Ru}(\beta^-)^{103}\text{Rh}$	764	4	763.4	2.1	-0.1	-					58Ro09
	760	6			0.6	-					65Mu09
	762	5			0.3	-					70Pe04
	769	4			-1.4	-					82Oh04
ave.	764.6	2.3			-0.5	1	86	80	$^{103}\text{Rh}$		average
$^{103}\text{Pd}(\epsilon)^{103}\text{Rh}$	543.0	0.8	543.1	0.8	0.1	1	99	92	$^{103}\text{Pd}$		86Be53
$^{103}\text{Ag}(\beta^+)^{103}\text{Pd}$	2622	27	2688	17	2.4	1	38	38	$^{103}\text{Ag}$ Dlf		88Bo28
$^{103}\text{Cd}(\beta^+)^{103}\text{Ag}$	4131	11	4142	10	1.0	1	90	62	$^{103}\text{Ag}$ Dlf		88Bo28
$^{103}\text{In}(\beta^+)^{103}\text{Cd}$	5380	200	6050	20	3.4	B			Brk		83Wo04
	6050	20				2			Dlf		88Bo28
	6040	60			0.2	U					98Ka42
$^{*103}\text{Ag}-\text{C}_{8.583}$	M-A=-84784(29) keV for mixture gs+m at 134.45 keV									NDS017	
$^{*103}\text{Cd}-^{102}\text{Cd}$	From $^{102}\text{Cd}/^{103}\text{Cd}=0.99029800(150)$									AHW	

Item	Input value	Adjusted value	$\nu_i$	Dg	Sig	Main flux	Lab	F	Reference
$C_8 H_8 -^{104}Ru$	157171.5	3.4	157168	3	-0.5	1	16 16 $^{104}Ru$	M16	2.5 63Da10
$C_8 H_8 -^{104}Pd$	158612	10	158564	4	-1.9	U		M16	2.5 63Da10
$^{104}Pd - C_{8,667}$	-95938	30	-95964	4	-0.9	U		GS2	1.0 03Li.A
$^{104}Ag - C_{8,667}$	-91410	30	-91371	6	1.3	U		GS2	1.0 03Li.A *
$^{104}Cd - C_{8,667}$	-90147	30	-90151	10	-0.1	U		GS2	1.0 03Li.A *
$^{104}In -^{103}In$	-1241	231	-1620	90	-1.1	U		CR2	1.5 91Sh19 *
$^{104}Ru(d, \alpha)^{102}Tc$	7180	10	7188	9	0.8	1	82 80 $^{102}Tc$	Pri	82De03
$^{104}Ru(d, ^3He)^{103}Tc$	-5289	10	-5287	9	0.2	2		VUn	83De20
$^{104}Ru(t, \alpha)^{103}Tc$	9048	30	9033	9	-0.5	2		LAL	81F102
$^{104}Ru(d, t)^{103}Ru -^{148}Gd(^{147}Gd)$	85	3	82.7	2.7	-0.8	1	79 65 $^{104}Ru$	Jul	86Ru04 *
$^{103}Rh(n, \gamma)^{104}Rh$	6998.96	0.10	6998.96	0.08	0.0	2		MMn	81Ke03 Z
	6998.95	0.14			0.0	2		Bdn	03Fi.A
$^{104}Nb(\beta^-)^{104}Mo$	8105	90				4		Bwg	87Gr18
$^{104}Nb^m(\beta^-)^{104}Mo$	8320	80				4		Bwg	87Gr18
$^{104}Mo(\beta^-)^{104}Tc$	2155	40	2157	28	0.1	3		Bwg	87Gr18
	2160	40			-0.1	3		Jyv	94Jo.A
$^{104}Tc(\beta^-)^{104}Ru$	5620	70	5600	50	-0.2	2			78Su03
	5590	60			0.2	2		Bwg	87Gr18
$^{104}Pd(p, n)^{104}Ag$	-5061	4				3			79De44
$^{104}In(\beta^+)^{104}Cd$	7100	200	7870	80	3.8	B			78Hu06
	7260	250			2.4	B		Brk	83Wo04
	7800	250			0.3	-		Dif	88Bo28
	7880	100			-0.1	-		GSI	98Ka.A
	ave.	7870	90		0.0	1	83 82 $^{104}In$		average
$^{104}Sn(\beta^+)^{104}In$	4515	60				2		GSI	91Ke11
$*^{104}Ag - C_{8,667}$	M-A=-85144(28) keV for mixture gs+m at 6.9 keV								Ens00 **
$*^{104}In -^{103}In$	From $^{103}In/^{104}In=0.99038900(222)$								AHW **
$*^{104}Ru(d, t)^{103}Ru -^{148}Gd()$	Q=82(3) to 2.81 level (AHW)								NDS932**
$^{105}Rh - C_{8,75}$	-94378	53	-94306	4	1.4	U		GS2	1.0 03Li.A *
$^{105}Ag - C_{8,75}$	-93534	31	-93471	12	2.0	U		GS2	1.0 03Li.A *
$^{105}In -^{104}In$	-3618	144	-3620	90	0.0	1	18 18 $^{104}In$	CR2	1.5 91Sh19 *
$^{104}Ru(n, \gamma)^{105}Ru$	5909.9	0.5	5910.10	0.11	0.4	-			74Hr01
	5910.1	0.2			0.0	-			78Gu14
	5910.11	0.14			-0.1	-		Bdn	03Fi.A
	ave.	5910.10	0.11		0.0	1	100 82 $^{105}Ru$		average
$^{104}Pd(n, \gamma)^{105}Pd$	7094.1	0.7				2			70Bo29
$^{105}Sb(p)^{104}Sn$	482.6	15.				3			94Ti03
$^{105}Nb(\beta^-)^{105}Mo$	6485	70				4		Bwg	87Gr18
$^{105}Mo(\beta^-)^{105}Tc$	4950	45				3		Bwg	87Gr18
$^{105}Tc(\beta^-)^{105}Ru$	3640	55				2		Bwg	87Gr18
$^{105}Ru(\beta^-)^{105}Rh$	1916	4	1918	3	0.5	1	76 58 $^{105}Rh$		67Sc01
$^{105}Rh(\beta^-)^{105}Pd$	570	5	567.2	2.5	-0.6	-			51Du03
	560	5			1.4	-			56La24
	568	4			-0.2	-			64Ka23
	ave.	566.3	2.6		0.3	1	89 47 $^{105}Pd$		average
$^{105}Ag(\epsilon)^{105}Pd$	1347	25	1345	11	-0.1	-			67Pi03
	1310	25			1.4	-			67Sc26
	ave.	1329	18		0.9	1	36 35 $^{105}Ag$		average
$^{105}Cd(\beta^+)^{105}Ag$	2738	5	2738	4	0.0	-			53Jo20 *
	2742	11			-0.4	-			86Bo28 *
	ave.	2739	5		-0.2	1	97 80 $^{105}Cd$		average
$^{105}In(\beta^+)^{105}Cd$	5140	200	4849	13	-1.5	B		Brk	83Wo04
	4849	13			0.0	1	100 99 $^{105}In$		86Bo28
$*^{105}Rh - C_{8,75}$	M-A=-87847(32) keV for mixture gs+m at 129.781 keV								NDS934**
$*^{105}Ag - C_{8,75}$	M-A=-87113(28) keV for mixture gs+m at 25.465 keV								Ens93 **
$*^{105}In -^{104}In$	From $^{104}In/^{105}In=0.99050293(139)$								AHW **
$*^{105}Cd(\beta^+)^{105}Ag$	$E^+ = 1691(5)$ to $^{105}Ag^m$ at 25.465								NDS934**
$*^{105}Cd(\beta^+)^{105}Ag$	$E^+ = 1695(11)$ to $^{105}Ag^m$ at 25.465								NDS934**

Item	Input value		Adjusted value		$v_i$	Dg	Sig	Main flux	Lab	$F$	Reference	
$C_8 H_{10} -^{106}Pd$	174764.0	4.3	174765	4	0.1	1	17	17	$^{106}Pd$	M16	2.5	63Da10
$^{106}Pd - C_{8,833}$	-96495	30	-96514	4	-0.6	U			GS2	1.0	03Li.A	
$^{106}Ag - C_{8,833}$	-93318	44	-93331	5	-0.3	U			GS2	1.0	03Li.A *	
$C_8 H_{10} -^{106}Cd$	171789.3	2.7	171791	6	0.2	1	89	89	$^{106}Cd$	M16	2.5	63Da10
$^{106}In - C_{8,833}$	-86516	32	-86535	13	-0.6	1	17	17	$^{106}In$	GS2	1.0	03Li.A *
$^{106}Te(\alpha)^{102}Sn$	4323.5	30.	4290	9	-1.1	U						81Sc17
	4290.2	9.				6						94Pa11
	4323.5	30.			-1.1	U						02Ma19
$^{106}Cd(^3He, ^6He)^{103}Cd$	-9173	17	-9147	15	1.5	1	76	72	$^{103}Cd$	MSU		78Pa11
$^{104}Ru(t,p)^{106}Ru$	5892	20	5894	7	0.1	R			LAI			72Ca10
$^{106}Cd(p,t)^{104}Cd$	-10802	15	-10819	7	-1.1	-			MSU			82Cr01
	-10829	12			0.9	-			Pri			83De03
	-10819	12			0.0	-			Ors			84Ro.A
ave.	-10819	7			0.0	1	100	100	$^{104}Cd$			average
$^{105}Pd(n,\gamma)^{106}Pd$	9560.5	0.4	9560.97	0.28	1.2	-			BNn			87Fo20 *
	9561.4	0.4			-1.1	-			Bdn			03Fi.A
ave.	9560.95	0.28			0.1	1	100	51	$^{105}Pd$			average
$^{105}Pd(^3He,d)^{106}Ag$	322	8	320.0	2.8	-0.2	1	13	12	$^{106}Ag$	Bld		75An07
$^{106}Cd(d,t)^{105}Cd$	-4661	50	-4616	12	0.9	U						73De16
$^{106}Cd(^3He,\alpha)^{105}Cd$	9728	25	9704	12	-1.0	1	25	20	$^{105}Cd$	Man		75Ch21
$^{106}Mo(\beta^-)^{106}Tc$	3520	17	3520	12	0.0	5			Bwg			92Gr.A
	3520	17			0.0	5			Jyv			94Jo.A
$^{106}Tc(\beta^-)^{106}Ru$	6547	11				4			Bwg			92Gr.A
$^{106}Ru(\beta^-)^{106}Rh$	39.2	0.3	39.40	0.21	0.7	3						50Ag01
	39.6	0.3			-0.7	3						58Gr07
$^{106}Rh(\beta^-)^{106}Pd$	3530	10	3541	6	1.1	2						52Al06
	3550	10			-0.9	2						58Gr07
	3550	20			-0.5	2						60Se05
$^{106}Rh^m(\beta^-)^{106}Pd$	3677	10				2						66De11
$^{106}Ag(\epsilon)^{106}Pd$	2961	4	2965.1	2.8	1.0	-						78Ge01 *
$^{106}Pd(p,n)^{106}Ag$	-3756	5	-3747.5	2.8	1.7	-						79De44
ave.	2966	3	2965.1	2.8	-0.3	1	81	79	$^{106}Ag$			average
$^{106}In(\beta^+)^{106}Cd$	6516	30	6526	11	0.3	-						66Ca09 *
	6507	29			0.7	-						86Bo28 *
$^{106}Cd(p,n)^{106}In$	-7312.9	15.	-7308	11	0.3	-			ANL			84Fi05 *
ave.	6524	12	6526	11	0.2	1	86	82	$^{106}In$			average
$^{106}In(\beta^+)^{106}Cd$	3195	60	3180	50	-0.2	-			GSI			79Pl06
$^{106}Sn(\beta^+)^{106}In$	3200	100			-0.2	-						88Ba10
ave.	3200	50			-0.3	1	91	90	$^{106}Sn$			average
* $^{106}Ag - C_{8,833}$	M-A=-86880(32) keV for mixture gs+m at 89.66 keV										NDS934**	
* $^{106}In - C_{8,833}$	M-A=-80575(29) keV for mixture gs+m at 28.6 keV										NDS934**	
* $^{105}Pd(n,\gamma)^{106}Pd$	Calculated from 13 $\gamma$ energies in 2 keV n-capture to levels in $^{106}Pd$ ; corr. for recoil										AHW **	
* $^{106}Ag(\epsilon)^{106}Pd$	L/K=0.203(0.003) gives $Q^+ = 99(4)$ , recalculated Q from $^{106}Ag^m$ at 89.66 to 2951.78 level										NDS945**	
* $^{106}In(\beta^+)^{106}Cd$	$E^+ = 4890(30)$ from $^{106}In^m$ at 28.6 to 632.64 level										AHW **	
* $^{106}In(\beta^+)^{106}Cd$	$E^+ = 2965(30)$ to 2491.66 level and 4908(29) from $^{106}In^m$ at 28.6 to 632.64 level										NDS945**	
* $^{106}Cd(p,n)^{106}In$	T=7535(15) to 151.1 level										NDS945**	
											NDS **	
$^{107}Pd - C_{8,917}$	-95013	95	-94867	4	1.5	U			GS2	1.0	03Li.A *	
$C_8 H_{11} -^{107}Ag$	180986.4	3.1	180979	5	-1.0	1	35	35	$^{107}Ag$	M16	2.5	63Da10
$^{107}Cd - C_{8,917}$	-93410	30	-93382	6	0.9	U			GS2	1.0	03Li.A	
$^{107}In - C_{8,917}$	-89710	30	-89705	12	0.2	1	17	17	$^{107}In$	GS2	1.0	03Li.A
$^{107}Sn -^{106}Sn$	-1148	86	-1240	90	-0.7	1	50	40	$^{107}Sn$	CR2	1.5	92Sh.A *
$^{107}Te(\alpha)^{103}Sn$	3982.2	15.	4008	5	1.7	3						79Sc22
	4011.3	5.			-0.6	3						91He21

Item	Input value	Adjusted value	$v_i$	Dg	Sig	Main flux	Lab	F	Reference
$^{107}\text{Ag}(p,t)^{105}\text{Ag}$	-9015	15	-8995	11	1.4	1	50 48 $^{105}\text{Ag}$	Min	75Ku14 *
$^{106}\text{Pd}(n,\gamma)^{107}\text{Pd}$	6536.4	0.5	6536.4	0.5	0.1	1	99 67 $^{107}\text{Pd}$	Bdn	03Fi.A *
$^{107}\text{Ag}(p,d)^{106}\text{Ag}$	-7305	11	-7311	4	-0.6	1	12 8 $^{106}\text{Ag}$	Bld	75An07
$^{107}\text{Mo}(\beta^-)^{107}\text{Tc}$	6160	60				4		Bwg	89Gr23
$^{107}\text{Tc}(\beta^-)^{107}\text{Ru}$	4820	85				3		Bwg	89Gr23
$^{107}\text{Ru}(\beta^-)^{107}\text{Rh}$	3140	300	2940	120	-0.7	2			62Pi02
	2900	135			0.3	2		Bwg	89Gr23
$^{107}\text{Rh}(\beta^-)^{107}\text{Pd}$	1510	40	1504	12	-0.1	1	10 9 $^{107}\text{Rh}$		62Pi02
$^{107}\text{Pd}(\beta^-)^{107}\text{Ag}$	33	3	34.1	2.7	0.4	1	82 50 $^{107}\text{Ag}$		49Pa.B
$^{107}\text{Cd}(\beta^+)^{107}\text{Ag}$	1417	4	1417	4	0.0	1	98 96 $^{107}\text{Cd}$		62La10 *
$^{107}\text{In}(\beta^+)^{107}\text{Cd}$	3426	11	3425	10	-0.1	1	87 83 $^{107}\text{In}$		86Bo28
* $^{107}\text{Pd}-\text{C}_{8,917}$	M-A=-88397(62) keV for mixture gs+m at 214.6 keV								NDS002**
* $^{107}\text{Sn}-^{106}\text{Sn}$	From $^{107}\text{Sn}/^{106}\text{Sn}=1.00943053(81)$								AHW **
* $^{107}\text{Ag}(p,t)^{105}\text{Ag}$	Recalibrated with (p,t) results on $^{104}\text{Pd}$ , $^{105}\text{Pd}$ , $^{106}\text{Pd}$ and $^{108}\text{Pd}$								AHW **
* $^{107}\text{Cd}(\beta^+)^{107}\text{Ag}$	$E^+ = 302(4)$ to $^{107}\text{Ag}^m$ at 93.13								NDS914**
$\text{C}_8 \text{H}_{12}-^{108}\text{Pd}$	190014	6	190009	4	-0.4	1	6 6 $^{108}\text{Pd}$	M16	2.5 63Da10
$^{108}\text{Ag}-\text{C}_9$	-93973	50	-94044	5	-1.4	U		GS2	1.0 03Li.A *
$\text{C}_8 \text{H}_{12}-^{108}\text{Cd}$	189715.6	2.9	189717	6	0.2	1	68 68 $^{108}\text{Cd}$	M16	2.5 63Da10
$^{108}\text{In}-\text{C}_9$	-90277	31	-90302	10	-0.8	1	11 11 $^{108}\text{In}$	GS2	1.0 03Li.A *
$^{108}\text{Sn}-\text{C}_9$	-88102	32	-88075	21	0.9	1	44 44 $^{108}\text{Sn}$	GS2	1.0 03Li.A *
$^{108}\text{Sn}-^{107}\text{Sn}$	-3650	76	-3720	90	-0.6	1	61 60 $^{107}\text{Sn}$	CR2	1.5 92Sh.A *
$^{108}\text{Te}(\alpha)^{104}\text{Sn}$	3444.9	4.				3			91He21
$^{108}\text{I}(\alpha)^{104}\text{Sb}$	4099.1	5.				5			94Pa12
$^{108}\text{Pd}(d,^3\text{He})^{107}\text{Rh}$	-4456	12	-4457	12	0.0	1	92 91 $^{107}\text{Rh}$	Grn	86Ka43
$^{107}\text{Ag}(n,\gamma)^{108}\text{Ag}$	7269.6	0.6	7271.41	0.17	3.0	U		ILn	85Ma54 Z
	7271.41	0.17				2		Bdn	03Fi.A *
$^{108}\text{Mo}(\beta^-)^{108}\text{Tc}$	5135	60	4650#	150#	-8.1	D		Bwg	92Gr.A *
	5120	40			-11.8	o			94Jo.A *
	5100	60			-7.5	D			95Jo02 *
$^{108}\text{Tc}(\beta^-)^{108}\text{Ru}$	7720	50				4		Bwg	89Gr23
$^{108}\text{Ru}(\beta^-)^{108}\text{Rh}$	1315	100	1350	50	0.3	3			62Pi02
	1420	185			-0.4	3		Bwg	89Gr23
	1380	80			-0.4	o		Jyv	92Jo05
	1350	60			-0.1	3		Jyv	94Jo.A *
$^{108}\text{Rh}(\beta^-)^{108}\text{Pd}$	4505	105				2		Bwg	89Gr23
$^{108}\text{Rh}^m(\beta^-)^{108}\text{Pd}$	4434	50	4450	40	0.3	2			69Pi08
	4510	100			-0.6	2			84Bh02
$^{108}\text{In}(\beta^+)^{108}\text{Cd}$	5124	50	5137	9	0.3	U			62Ka23 *
	5125	14			0.8	-			86Bo28 *
$^{108}\text{Cd}(p,n)^{108}\text{In}$	-5927	12	-5919	9	0.7	-		ANL	84Fi05 *
$^{108}\text{In}(\beta^+)^{108}\text{Cd}$	ave.	5136	5137	9	0.0	1	87 82 $^{108}\text{In}$		average
$^{108}\text{Sn}(\beta^+)^{108}\text{In}$	2089	25	2075	19	-0.6	1	61 54 $^{108}\text{Sn}$	GSI	79Pi06
* $^{108}\text{Ag}-\text{C}_9$	M-A=-87480(34) keV for mixture gs+m at 109.440 keV								Ens00 **
* $^{108}\text{In}-\text{C}_9$	M-A=-84078(28) keV for mixture gs+m at 29.75 keV								Ens00 **
* $^{108}\text{Sn}-^{107}\text{Sn}$	From $^{107}\text{Sn}/^{108}\text{Sn}=0.99076701(70)$								AHW **
* $^{108}\text{Mo}(\beta^-)^{108}\text{Tc}$	Systematical trends suggest $^{108}\text{Mo}$ 470 more bound								CTh **
* $^{108}\text{In}(\beta^+)^{108}\text{Cd}$	$E^+ = 1290(80)$ to $2807.91$ level and $E^+ = 3500(50)$								62Ka23 **
	from $^{108}\text{In}^m$ at 29.75 to 632.986 level								NDS978**
* $^{108}\text{In}(\beta^+)^{108}\text{Cd}$	$E^+ = 1887(28)$ to $2239.26$ level; and $3494(14)$								86Bo28 **
	from $^{108}\text{In}^m$ at 29.75 to 632.96 level								NDS914**
* $^{108}\text{Cd}(p,n)^{108}\text{In}$	$T=-6191(8)$ , $-6244(9)$ , errors statistical only,								AHW **
	to 198.38, 266.06 levels.								NDS978**
$\text{C}_8 \text{H}_{13}-^{109}\text{Ag}$	196972.1	3.8	196973	3	0.1	1	11 11 $^{109}\text{Ag}$	M16	2.5 63Da10
$^{109}\text{Sn}-\text{C}_{9,083}$	-88747	30	-88717	11	1.0	U		GS2	1.0 03Li.A *
$^{109}\text{Te}(\alpha)^{105}\text{Sn}$	3225.6	4.				3			91He21

Item	Input value	Adjusted value	$v_i$	Dg	Sig	Main flux	Lab	F	Reference
$^{109}\text{Ag}(p,t)^{107}\text{Ag}$	-7995	15	-7982	5	0.9	1	11 8 $^{107}\text{Ag}$	Min	75Ku14 *
$^{108}\text{Pd}(n,\gamma)^{109}\text{Pd}$	6153.8	0.3	6153.60	0.15	-0.7	-		ILn	80Ca02 Z
	6153.54	0.17			0.4	-		Bdn	03Fi.A
ave.	6153.60	0.15			0.0	1	100 91 $^{108}\text{Pd}$		average
$^{108}\text{Cd}(\beta^+\text{He,d})^{109}\text{In}-^{110}\text{Cd}(\gamma)^{111}\text{In}$	-806.5	2.6	-806.3	2.5	0.1	1	96 47 $^{109}\text{In}$		80Ta07
$^{109}\text{Te}(\epsilon p)^{108}\text{Sn}$	7140	60							73Bo20
$^{109}\text{I}(p)^{108}\text{Te}$	819	5	819.5	1.9	0.1	4			84Fa04
	819.6	2.0			0.0	4			92He.A
$^{109}\text{Tc}(\beta^-)^{109}\text{Ru}$	6315	70						Bwg	89Gr23
$^{109}\text{Ru}(\beta^-)^{109}\text{Rh}$	4160	65						Bwg	89Gr23
$^{109}\text{Pd}(\beta^-)^{109}\text{Ag}$	1116	2	1116.1	2.0	0.0	1	97 91 $^{109}\text{Pd}$		62Br15 *
$^{109}\text{Cd}(\epsilon)^{109}\text{Ag}$	182	3	214.2	2.9	10.7	C			68Go.A *
	214	3			0.1	1	94 85 $^{109}\text{Cd}$		Averag *
$^{109}\text{In}(\beta^+)^{109}\text{Cd}$	2015	8	2020	6	0.6	-			62No06
	2030	15			-0.7	-			71Ba08
ave.	2018	7			0.2	1	68 53 $^{109}\text{In}$		average
$^{109}\text{Sb}(\beta^+)^{109}\text{Sn}$	6380	16							82Jo03
$^{109}\text{Ag}(p,t)^{107}\text{Ag}$	Recalibrated with (p,t) results on $^{104}\text{Pd}$ , $^{105}\text{Pd}$ , $^{106}\text{Pd}$ and $^{108}\text{Pd}$								
$^{109}\text{Pd}(\beta^-)^{109}\text{Ag}$	$E^- = 1028(2)$ to $^{109}\text{Ag}^m$ at 88.0341								
$^{109}\text{Cd}(\epsilon)^{109}\text{Ag}$	IBE=68(3) gives 94(3) to $^{109}\text{Ag}^m$ at 88.0341								
$^{109}\text{Cd}(\epsilon)^{109}\text{Ag}$	From aver. LM/K=0.2265(0.0026) - > $Q^+ = 126(3)$ ; recal. Q								
*	to $^{109}\text{Ag}^m$ at 88.0341								
*	LMN/K=0.228(0.003)								
*	L/K=0.195(0.005) - > LMN/K=0.258(0.006) - > $Q^+ = 109(5)$ not used								
*	LMN/K=0.226(0.003)								
$^{110}\text{Ru}-\text{C}_{9,167}$	-85899	77	-85860	60	0.5	1	55 55 $^{110}\text{Ru}$	JY1 1.0	03Ko.A
$^{110}\text{Rh}-\text{C}_{9,167}$	-88708	84	-88860	50	-1.9	1	42 42 $^{110}\text{Rh}$	JY1 1.0	03Ko.A *
$\text{C}_8 \text{H}_{14}-^{110}\text{Pd}$	204389	9	204397	12	0.4	1	27 27 $^{110}\text{Pd}$	M16 2.5	63Da10
$\text{C}_8 \text{H}_{14}-^{110}\text{Cd}$	206548.4	4.6	206548.4	2.9	0.0	1	6 6 $^{110}\text{Cd}$	M16 2.5	63Da10
$^{110}\text{In}-\text{C}_{9,167}$	-92898	36	-92835	13	1.8	U		GS2 1.0	03Li.A *
$^{110}\text{Sn}-\text{C}_{9,167}$	-92189	30	-92157	15	1.1	2		GS2 1.0	03Li.A
$^{110}\text{Te}(\alpha)^{106}\text{Sn}$	2723.1	15.							81Sc17
$^{110}\text{I}(\alpha)^{106}\text{Sb}$	3574.2	10.	3580	50	0.2	7			81Sc17
	3586.7	5.			-0.1	7			91He21
$^{110}\text{Xe}(\alpha)^{106}\text{Te}$	3878.3	30.	3885	14	0.2	7			81Sc17
	3886.6	15.			-0.1	7			92He.A
$^{110}\text{Pd}(p,t)^{108}\text{Pd}$	-6495	15	-6486	11	0.6	1	51 49 $^{110}\text{Pd}$	Min	75Ku14 *
$^{110}\text{Pd}(d,^3\text{He})^{109}\text{Rh}$	-5134	5						VUn	87Ka29
$^{110}\text{Pd}(t,\alpha)^{109}\text{Rh}$	9206	25	9186	5	-0.8	U		LAl	82Fi09
$^{109}\text{Ag}(n,\gamma)^{110}\text{Ag}$	6809.2	0.1	6809.20	0.10	0.0	1	100 71 $^{109}\text{Ag}$		81Bo.B
	6808.20	0.16			6.3	B		Bdn	03Fi.A
$^{110}\text{Tc}(\beta^-)^{110}\text{Ru}$	9021	55						Jyv	00Kr.A
$^{110}\text{Ru}(\beta^-)^{110}\text{Rh}$	2810	50	2790	40	-0.3	1	78 45 $^{110}\text{Ru}$	Jyv	91Jo11
$^{110}\text{Rh}(\beta^-)^{110}\text{Pd}$	5400	100	5570	50	1.7	1	26 25 $^{110}\text{Rh}$		70Pi01
$^{110}\text{Rh}^m(\beta^-)^{110}\text{Pd}$	5500	500	5510	19	0.0	U			63Ka21
	5510	19						Bwg	00Kr.A
$^{110}\text{Ag}(\beta^-)^{110}\text{Cd}$	2891.4	3.0	2892.4	1.6	0.3	-			63Da03 *
	2892.9	2.0			-0.2	-			67Mo12 *
ave.	2892.4	1.7			0.0	1	94 71 $^{110}\text{Ag}$		average
$^{110}\text{In}(\beta^+)^{110}\text{Cd}$	3928	20	3878	12	-2.5	2			51Mc11 *
	3868	20			0.5	2			53Bi44 *
	3838	20			2.0	2			62Ka08 *
$^{110}\text{Sb}(\beta^+)^{110}\text{Sn}$	8750	200	8300#	200#	-2.3	D			72Mi26 *
	9085	100			-7.8	D			72Si28 *
$^{110}\text{Rh}-\text{C}_{9,167}$	M-A=-82641(72) keV for mixture gs+m at -20(60) keV								
$^{110}\text{In}-\text{C}_{9,167}$	M-A=-86503(28) keV for mixture gs+m at 62.1 keV								
$^{110}\text{Pd}(p,t)^{108}\text{Pd}$	Recalibrated with (p,t) results on $^{104}\text{Pd}$ , $^{105}\text{Pd}$ , $^{106}\text{Pd}$ and $^{108}\text{Pd}$								
$^{110}\text{Ag}(\beta^-)^{110}\text{Cd}$	$E^- = 529(3)$ from $^{110}\text{Ag}^m$ at 117.59 to 2479.95 level								
$^{110}\text{Ag}(\beta^-)^{110}\text{Cd}$	$E^- = 2891(4)$ ; and 531(2)								
*	from $^{110}\text{Ag}^m$ at 117.59 to 2479.95 level								
$^{110}\text{In}(\beta^+)^{110}\text{Cd}$	$E^+ = 2310(20)$ from $^{110}\text{In}^m$ at 62.08(0.04) to 657.76 level								

Item	Input value	Adjusted value	$v_i$	Dg	Sig	Main flux Lab	F	Reference		
* <sup>110</sup> In( $\beta^+$ ) <sup>110</sup> Cd	E <sup>+</sup> =2250(20) from <sup>110</sup> In <sup>m</sup> at 62.08(0.04) to 657.76 level							89Kr12 **		
* <sup>110</sup> In( $\beta^+$ ) <sup>110</sup> Cd	E <sup>+</sup> =2220(20) from <sup>110</sup> In <sup>m</sup> at 62.08(0.04) to 657.76 level							89Kr12 **		
* <sup>110</sup> Sb( $\beta^+$ ) <sup>110</sup> Sn	Systematical trends suggest <sup>110</sup> Sb 720 more bound							GAu **		
<sup>111</sup> Ru–C <sub>9,25</sub>	–82304	79			2	JY1	1.0	03Ko.A		
<sup>111</sup> Rh–C <sub>9,25</sub>	–88283	79	–88410	30	–1.7	C	JY1	1.0	03Ko.A *	
<sup>111</sup> Ag–C <sub>9,25</sub>	–94741	51	–94709	3	0.6	U	GS2	1.0	03Li.A *	
C <sub>8</sub> H <sub>15</sub> – <sup>111</sup> Cd	213184.4	3.9	213197.4	2.9	1.3	1	9 9 <sup>111</sup> Cd	M16	2.5	63Da10
<sup>111</sup> Cd–C <sub>9,25</sub>	–95774	30	–95821.9	2.9	–1.6	U	GS2	1.0	03Li.A *	
<sup>111</sup> Sb–C <sub>9,25</sub>	–86837	30				2	GS2	1.0	03Li.A *	
<sup>111</sup> I( $\alpha$ ) <sup>107</sup> Sb	3270.1	10.	3280	50	0.2	3			79Sc22	
	3293.0	10.			–0.2	3			92He.A	
<sup>111</sup> Xe( $\alpha$ ) <sup>107</sup> Te	3693.3	25.	3720	50	0.5	4			79Sc22	
	3714.1	30.			0.1	4			81Sc17	
	3723.5	10.			–0.1	4			91He21	
<sup>110</sup> Pd(n, $\gamma$ ) <sup>111</sup> Pd	5726.3	0.4				2	Bdn		03Fi.A	
<sup>110</sup> Cd(n, $\gamma$ ) <sup>111</sup> Cd	6975.5	0.5	6975.85	0.19	0.7	–			86Ba72	
	6975.9	0.2			–0.3	–			90Ne.B	
	6975.1	0.4			1.9	B	Bdn		03Fi.A	
ave.	6975.84	0.19			0.0	1	100 68 <sup>110</sup> Cd		average	
<sup>111</sup> Te(ep) <sup>110</sup> Sn	5070	70				3			68Ba53	
<sup>111</sup> Te( $\beta^-$ ) <sup>111</sup> Ru	7449	80				3	Jyv		00Kr.A	
<sup>111</sup> Ru( $\beta^-$ ) <sup>111</sup> Rh	5039	50	5690	80	13.1	C	Jyv		00Kr.A	
<sup>111</sup> Rh( $\beta^-$ ) <sup>111</sup> Pd	3640	50	3647	28	0.1	3	Jyv		00Kr.A	
	3650	33			–0.1	3	Bwg		00Kr.A	
<sup>111</sup> Pd( $\beta^-$ ) <sup>111</sup> Ag	2210	100	2217	11	0.1	U			52Mc34 *	
	2190	50			0.5	U			57Kn.A *	
	2160	100			0.6	U			60Pr07 *	
<sup>111</sup> Ag( $\beta^-$ ) <sup>111</sup> Cd	1035	2	1036.8	1.4	0.9	2			71Na02	
	1038.6	2.			–0.9	2			77Re12	
<sup>111</sup> Sb( $\beta^+$ ) <sup>111</sup> Sn	4470	50	5057	29	11.7	B			72Si28	
* <sup>111</sup> Ag–C <sub>9,25</sub>	M–A=–88221(44) keV for mixture gs+m at 59.82 keV							NDS962**		
* <sup>111</sup> Cd–C <sub>9,25</sub>	M–A=–88817(28) keV for <sup>111</sup> Cd <sup>m</sup> at Eexc=396.214 keV							Ens00 **		
* <sup>111</sup> Pd( $\beta^-$ ) <sup>111</sup> Ag	Q <sup>–</sup> =2150(100) to <sup>111</sup> Ag <sup>m</sup> at 59.82							NDS908**		
* <sup>111</sup> Pd( $\beta^-$ ) <sup>111</sup> Ag	Q <sup>–</sup> =2130(50) to <sup>111</sup> Ag <sup>m</sup> at 59.82							NDS908**		
* <sup>111</sup> Pd( $\beta^-$ ) <sup>111</sup> Ag	Q <sup>–</sup> =2100(100) to <sup>111</sup> Ag <sup>m</sup> at 59.82							NDS908**		
<sup>112</sup> Ru–C <sub>9,333</sub>	–81035	79				2	JY1	1.0	03Ko.A	
<sup>112</sup> Rh–C <sub>9,333</sub>	–85510	117	–85610	60	–0.8	R	JY1	1.0	03Ko.A *	
C <sub>8</sub> H <sub>16</sub> – <sup>112</sup> Cd	222445.3	3.9	222442.7	2.9	–0.3	1	9 9 <sup>112</sup> Cd	M16	2.5	63Da10
<sup>112</sup> In–C <sub>9,333</sub>	–94366	58	–94468	6	–1.8	U	GS2	1.0	03Li.A *	
C <sub>8</sub> H <sub>16</sub> – <sup>112</sup> Sn	220384	9	220382	5	–0.1	U	M16	2.5	63Da10	
<sup>112</sup> Sb–C <sub>9,333</sub>	–87597	30	–87602	19	–0.2	2	GS2	1.0	03Li.A	
<sup>112</sup> I( $\alpha$ ) <sup>108</sup> Sb	2987.0	30.				3			81Sc17	
<sup>112</sup> Xe( $\alpha$ ) <sup>108</sup> Te	3329.1	20.	3330	6	0.1	4			81Sc17	
	3308.5	15.			1.4	4			92He.A	
	3335.4	7.			–0.7	4			94Pa11	
<sup>112</sup> Sn( <sup>3</sup> He, <sup>6</sup> He) <sup>109</sup> Sn	–8686	9				2	MSU		78Pa11	
<sup>110</sup> Pd(t,p) <sup>112</sup> Pd	5659	20	5648	17	–0.5	1	70 60 <sup>112</sup> Pd	LAI	72Ca10	
<sup>112</sup> Cd( <sup>14</sup> C, <sup>16</sup> O) <sup>110</sup> Pd	5543	29	5526	11	–0.6	1	14 13 <sup>110</sup> Pd	LAI	84Co19	
<sup>112</sup> Cd(p,t) <sup>110</sup> Cd	–7891	5	–7888.4	0.4	0.5	U	Min		73Oo01	
<sup>112</sup> Sn(p,t) <sup>110</sup> Sn	–10485	15	–10478	14	0.5	R	Roc		70Fl08	
<sup>111</sup> Cd(n, $\gamma$ ) <sup>112</sup> Cd	9394.3	0.3	9394.32	0.30	0.1	1	100 60 <sup>111</sup> Cd	ILn	93Dr.A	
<sup>112</sup> Cd( $\gamma$ ,n) <sup>111</sup> Cd	–9403	5	–9394.32	0.30	1.7	U	McM		79Ba06	
<sup>111</sup> Cd(d,p) <sup>112</sup> Cd	7170	10	7169.75	0.30	0.0	U	Yal		67Ba15	
	7171	5			–0.3	U	MIT		67Sp09	
<sup>112</sup> Sn(p,d) <sup>111</sup> Sn	–8574	15	–8563	5	0.7	2	Har		70Ca01	
<sup>112</sup> Sn(d,t) <sup>111</sup> Sn	–4529.0	5.7	–4531	5	–0.3	2	SPa		75Be09	

Item	Input value	Adjusted value	$v_i$	Dg	Sig	Main flux	Lab	F	Reference
$^{112}\text{Cs}(p)^{111}\text{Xe}$	814.3	7.			5				94Pa12
$^{112}\text{Tc}(\beta^-)^{112}\text{Ru}$	9484	100			3		Jyv		00Kr.A
$^{112}\text{Ru}(\beta^-)^{112}\text{Rh}$	4520	80	4260	90	-3.3	B	Jyv		91Jo11 *
$^{112}\text{Rh}(\beta^-)^{112}\text{Pd}$	6200	500	6600	50	0.8	U	Jyv		88Ay02
	6573	54			0.4	2	Bwg		00Kr.A
$^{112}\text{Rh}^m(\beta^-)^{112}\text{Pd}$	6929	56			2	2	Bwg		00Kr.A
$^{112}\text{Pd}(\beta^-)^{112}\text{Ag}$	299	20	288	17	-0.5	1	70 40 $^{112}\text{Pd}$		55Nu11
$^{112}\text{Ag}(\beta^-)^{112}\text{Cd}$	3967	20	3956	17	-0.5	1	70 70 $^{112}\text{Ag}$		62In01
$^{112}\text{Cd}(p,n)^{112}\text{In}$	-3376	6	-3367	5	1.5	1	62 58 $^{112}\text{In}$	Tky	80Ad04
$^{112}\text{In}(\beta^-)^{112}\text{Sn}$	656	6	665	5	1.5	1	62 42 $^{112}\text{In}$		53Bl44
$^{112}\text{Sb}(\beta^+)^{112}\text{Sn}$	7029	50	7061	18	0.6	R			72Si28
	7062	26			-0.1	R			82Jo03
$^{112}\text{Sn}(p,n)^{112}\text{Sb}$	-7995	55	-7843	18	2.8	B		VUn	76Ka19
* $^{112}\text{Rh}-\text{C}_{9,333}$	ave M-A=-79482(36) keV for mixture gs+m at 340(70) keV								Nubase **
* $^{112}\text{In}-\text{C}_{9,333}$	M-A=-87823(30) keV for mixture gs+m at 156.59 keV								NDS96b**
* $^{112}\text{Ru}(\beta^-)^{112}\text{Rh}$	E <sup>-</sup> =4190(80) to 327.0 level								NDS96b**
$^{113}\text{Ru}-\text{C}_{9,417}$	-77034	93	-77510	80	-5.1	C		JY1	1.0 03Ko.A *
$^{113}\text{Rh}-\text{C}_{9,417}$	-84466	83	-84470	50	0.0	1	40 40 $^{113}\text{Rh}$	JY1	1.0 03Ko.A
$\text{C}_9 \text{H}_5-^{113}\text{Cd}$	134721.1	3.9	134723.5	2.9	0.2	1	9 9 $^{113}\text{Cd}$	M16	2.5 63Da10
$^{113}\text{Cd}-\text{C}_{9,417}$	-95506	93	-95598.3	2.9	-1.0	U		GS2	1.0 03Li.A *
$\text{C}_9 \text{H}_5-^{113}\text{In}$	135015	9	135067	3	2.3	B		M16	2.5 63Da10
$^{113}\text{In}-\text{C}_{9,417}$	-95969	126	-95942	3	0.2	U		GS2	1.0 03Li.A *
$^{113}\text{Sn}-\text{C}_{9,417}$	-94796	39	-94829	4	-0.9	U		GS2	1.0 03Li.A *
$^{113}\text{Sb}-\text{C}_{9,417}$	-90635	30	-90628	19	0.2	R		GS2	1.0 03Li.A
$^{113}\text{Te}-\text{C}_{9,417}$	-84109	30				2		GS2	1.0 03Li.A
$^{113}\text{I}(\alpha)^{109}\text{Sb}$	2705.9	40.				4			81Sc17
$^{113}\text{Xe}(\alpha)^{109}\text{Te}$	3094.8	15.				3			79Sc22
$^{113}\text{Cd}(p,t)^{111}\text{Cd}$	-7456	5	-7452.6	0.7	0.7	U		Min	73Oo1
$^{113}\text{In}(p,t)^{111}\text{In}-^{115}\text{In}()$	-810	10	-807	5	0.3	1	25 11 $^{115}\text{In}$	Roc	74Ma09
$^{113}\text{In}(p,t)^{111}\text{In}-^{112}\text{Cd}()$	-746.3	4.1	-746	4	0.0	1	78 77 $^{111}\text{In}$	SPa	80Ta07
$^{112}\text{Cd}(n,\gamma)^{113}\text{Cd}$	6542.0	0.2	6540.1	0.6	-9.6	C			90Ne.A
$^{112}\text{Cd}(d,p)^{113}\text{Cd}$	4315.56	0.64	4315.5	0.6	-0.1	1	98 58 $^{113}\text{Cd}$	Rez	90Pi05 *
$^{112}\text{Sn}(n,\gamma)^{113}\text{Sn}$	7741.9	2.3	7743.1	1.8	0.5	-			75Sl.A
$^{112}\text{Sn}(d,p)^{113}\text{Sn}$	5518.2	3.2	5518.5	1.8	0.1	-		SPa	75Be09
$^{112}\text{Sn}(n,\gamma)^{113}\text{Sn}$	ave.	7742.2	7743.1	1.8	0.5	1	96 80 $^{112}\text{Sn}$		average
$^{112}\text{Sn}(\text{He},d)^{113}\text{Sb}$	-2400	40	-2446	17	-1.2	R		Sac	68Co22
$^{113}\text{Xe}(ep)^{112}\text{Te}$	7920	150				4			82Pi05
$^{113}\text{Cs}(p)^{112}\text{Xe}$	967	4	973.5	2.6	1.6	5			84Fa04
	982.7	4.			-2.3	5			92He.A
	967.6	6.			1.0	5			94Pa12
$^{113}\text{Ru}(\beta^-)^{113}\text{Rh}$	6480	50				2		Jyv	00Kr.A
$^{113}\text{Rh}(\beta^-)^{113}\text{Pd}$	5008	50	5010	40	0.0	1	75 60 $^{113}\text{Rh}$	Jyv	00Kr.A
$^{113}\text{Pd}(\beta^-)^{113}\text{Ag}$	3340	35	3340	30	0.0	1	88 85 $^{113}\text{Pd}$	Stu	90Fo07
$^{113}\text{Ag}(\beta^-)^{113}\text{Cd}$	2010	20	2017	16	0.3	-			57Je.A
	2031	30			-0.5	-		Stu	90Fo07 *
ave.	2016	17			0.0	1	97 97 $^{113}\text{Ag}$		average
$^{113}\text{Cd}(\beta^-)^{113}\text{In}$	320	10	320	3	0.0	1	11 7 $^{113}\text{In}$	CIT	88Mi13
$^{113}\text{Sn}(\beta^+)^{113}\text{In}$	1034.6	5.0	1036.6	2.7	0.4	-			93Li10
$^{113}\text{In}(p,n)^{113}\text{Sn}$	-1809	6	-1818.9	2.7	-1.7	-		Oak	73Ra13
$^{113}\text{Sn}(\beta^+)^{113}\text{In}$	ave.	1031	1036.6	2.7	1.4	1	51 45 $^{113}\text{Sn}$		average
$^{113}\text{Sb}(\beta^+)^{113}\text{Sn}$	3934	30	3913	17	-0.7	2			61Se08
	3945	50			-0.6	2			69Ki16
$^{113}\text{Te}(\beta^+)^{113}\text{Sb}$	5520	300	6070	30	1.8	U			74Bu21
	5720	200			1.8	U			74Ch17
* $^{113}\text{Ru}-\text{C}_{9,417}$	M-A=-71692(77) keV for mixture gs+m at 130(18) keV								Nubase **
* $^{113}\text{Cd}-\text{C}_{9,417}$	M-A=-88832(41) keV for mixture gs+m at 263.54 keV								NDS983**
* $^{113}\text{In}-\text{C}_{9,417}$	M-A=-89199(30) keV for mixture gs+m at 391.699 keV								Ens99 **
* $^{113}\text{Sn}-\text{C}_{9,417}$	M-A=-88263(29) keV for mixture gs+m at 77.386 keV								Ens00 **
* $^{112}\text{Cd}(d,p)^{113}\text{Cd}$	Estimated systematical error 0.5 added to statistical error 0.40								AHW **
* $^{113}\text{Ag}(\beta^-)^{113}\text{Cd}$	Q <sup>-</sup> =2075(30) from $^{113}\text{Ag}^m$ at 43.5								NDS904**



Item	Input value	Adjusted value	$v_i$	Dg	Sig	Main flux	Lab	F	Reference
$^{114}\text{Rh}-\text{C}_{9,5}$	-81194	121			2				
$\text{C}_8\text{H}_{18}-^{114}\text{Cd}$	237487.6	4.	237492.0	2.9	0.4	1	8 8 $^{114}\text{Cd}$	JY1	1.0 03Ko.A *
$^{114}\text{In}-\text{C}_{9,5}$	-94986	68	-95086	3	-1.5	U		M16	2.5 63Da10
$^{114}\text{Sb}-\text{C}_{9,5}$	-90731	30			2			GS2	1.0 03Li.A *
$^{114}\text{Te}-\text{C}_{9,5}$	-87911	30			2			GS2	1.0 03Li.A *
$^{114}\text{Xe}-^{135}\text{Cs}$	9008	12			2			MA6	1.0 03Di.1
$^{114}\text{Cd}-^{35}\text{Cl}-^{112}\text{Cd}-^{37}\text{Cl}$	3548.5	1.0	3550.8	0.7	0.9	U		H26	2.5 73Me28
$^{114}\text{Ba}(\gamma,^{12}\text{C})^{102}\text{Sn}$	18110	780	18980	40	1.1	F			95Cu01 *
$^{114}\text{Cs}(\alpha)^{110}\text{I}$	3357.0	30.			6				81Sc17
$^{114}\text{Ba}(\alpha)^{110}\text{Xe}$	3534.2	40.			8				02Ma19
$^{113}\text{Cd}(n,\gamma)^{114}\text{Cd}$	9042.76	0.20	9042.98	0.14	1.1	-		ILn	79Br25 Z
	9043.18	0.19			-1.1	-		Bdn	03Fi.A
ave.	9042.98	0.14			0.0	1	100 71 $^{114}\text{Cd}$		average
$^{113}\text{In}(n,\gamma)^{114}\text{In}$	7274.0	1.2	7273.85	0.27	-0.1	U			75Ra07 Z
	7273.83	0.27			0.1	1	100 82 $^{113}\text{In}$	Bdn	03Fi.A
$^{114}\text{Sn}(d,t)^{113}\text{Sn}$	-4043.7	4.2	-4041.9	2.7	0.4	1	43 38 $^{113}\text{Sn}$	SPa	75Be09
$^{114}\text{Cs}(ep)^{113}\text{I}$	8730	150	9300#	300#	3.8	D			82Pi05 *
$^{114}\text{Ru}(\beta^-)^{114}\text{Rh}$	6100	200	5100#	200#	-5.0	o		Jyv	92Jo05 *
	6120	200			-5.1	D		Jyv	94Jo.A *
$^{114}\text{Rh}(\beta^-)^{114}\text{Pd}$	6500	500	7860	120	2.7	U		Jyv	88Ay02
	7392	53			8.9	C		Jyv	00Kr.A
$^{114}\text{Pd}(\beta^-)^{114}\text{Ag}$	1414	30	1452	18	1.3	-		Stu	90Fo07
	1451	25			0.0	-		Jyv	94Jo.A
ave.	1436	19			0.8	1	85 50 $^{114}\text{Ag}$		average
$^{114}\text{Ag}(\beta^-)^{114}\text{Cd}$	5160	110	5072	25	-0.8	U		Stu	84Lu02
	5018	35			1.5	1	50 50 $^{114}\text{Ag}$	Stu	90Fo07
$^{114}\text{In}(\beta^-)^{114}\text{Sn}$	1987	2	1988.7	0.7	0.9	-			61Da01
	1989	1			-0.3	-			61Ni02
	1988.5	1.0			0.2	-			68Ze04
ave.	1988.6	0.7			0.3	1	98 72 $^{114}\text{In}$		average
$^{114}\text{Sb}(\beta^+)^{114}\text{Sn}$	5690	100	6046	28	3.6	U			69Bu.A
$^{114}\text{Sn}(p,n)^{114}\text{Sb}$	-6875	35	-6828	28	1.3	B		VUn	76Ka19
* $^{114}\text{Rh}-\text{C}_{9,5}$	ave M-A=-75532(61) keV for mixture gs+m at 200#150 keV								Nubase **
* $^{114}\text{In}-\text{C}_{9,5}$	M-A=-88384(31) keV for mixture gs+m at 190.29 keV								NDS96b**
* $^{114}\text{Ba}(\gamma,^{12}\text{C})^{102}\text{Sn}$	Most probably background								GAu **
* $^{114}\text{Cs}(ep)^{113}\text{I}$	Systematical trends suggest $^{114}\text{Cs}$ 570 less bound								CTh **
* $^{114}\text{Ru}(\beta^-)^{114}\text{Rh}$	$E^-$ =5910(120) doublet to 127.0, 255.2 levels								92Jo05 **
* $^{114}\text{Ru}(\beta^-)^{114}\text{Rh}$	Systematical trends suggest $^{114}\text{Ru}$ 1000 more bound								CTh **
$^{115}\text{Rh}-\text{C}_{9,583}$	-79666	87				2		JY1	1.0 03Ko.A
$\text{C}_9\text{H}_7-^{115}\text{In}$	150910	8	150897	5	-0.7	U		M16	2.5 63Da10
$^{115}\text{In}-\text{C}_{9,583}$	-96095	30	-96122	5	-0.9	U		GS2	1.0 03Li.A
$\text{C}_9\text{H}_7-^{115}\text{Sn}$	151411	8	151433	3	1.1	U		M16	2.5 63Da10
$^{115}\text{Sb}-\text{C}_{9,583}$	-93402	30	-93402	17	0.0	2		GS2	1.0 03Li.A
$^{115}\text{Te}-\text{C}_{9,583}$	-88098	30				2		GS2	1.0 03Li.A *
$^{115}\text{I}-\text{C}_{9,583}$	-81952	31				2		GS2	1.0 03Li.A
$^{115}\text{Xe}-^{133}\text{Cs}$	8078	13				2		MA6	1.0 03Di.1
$^{114}\text{Cd}(d,p)^{115}\text{Cd}$	3916.30	0.59	3916.3	0.6	0.0	1	98 87 $^{115}\text{Cd}$	Rez	90Pi05 *
$^{115}\text{In}(\gamma,n)^{114}\text{In}$	-9039	5	-9036	4	0.6	1	58 48 $^{115}\text{In}$	McM	79Ba06
$^{114}\text{Sn}(n,\gamma)^{115}\text{Sn}$	7545.5	2.0	7546.4	1.7	0.4	-		ORn	78Ra16 Z
$^{114}\text{Sn}(d,p)^{115}\text{Sn}$	5320.6	3.4	5321.8	1.7	0.4	-		SPa	75Be09
ave.	7545.4	1.7	7546.4	1.7	0.6	1	94 70 $^{114}\text{Sn}$		average
$^{115}\text{Xe}(ep)^{114}\text{Te}$	6200	130	5940	30	-2.0	U			72Ho18
$^{115}\text{Ru}(\beta^-)^{115}\text{Rh}$	7780	100				3		Jyv	00Kr.A
$^{115}\text{Rh}(\beta^-)^{115}\text{Pd}$	6000	500	6190	100	0.4	U		Jyv	88Ay01
	6566	50			-7.4	C		Jyv	00Kr.A

Item	Input value	Adjusted value	$v_i$	Dg	Sig	Main flux	Lab	F	Reference
$^{115}\text{Pd}(\beta^-)^{115}\text{Ag}$	4584	50			3		Stu		90Fo07
$^{115}\text{Ag}(\beta^-)^{115}\text{Cd}$	3180	100	3100	30	-0.8	2			64Ba36
	3105	100			0.0	2			78Ma18
	3091	40			0.3	2			90Fo07 *
$^{115}\text{Cd}(\beta^-)^{115}\text{In}$	1460	4	1446	4	-3.5	-			74Bo26
	1431	5			3.0	-			75Bo29 *
	1440	2			3.1	-			76Ra33 *
	ave. 1443	6			0.6	1	49 41 $^{115}\text{In}$		average
$^{115}\text{In}(\beta^-)^{115}\text{Sn}$	494	20	499	4	0.3	U			49Be53 *
	494	30			0.2	U			62Se03 *
	480	30			0.6	U			62Wa15
	495	20			0.2	U			72Mu02
	482	15			1.2	U			78Pf01
$^{115}\text{Sb}(\beta^+)^{115}\text{Sn}$	3030	20	3033	16	0.1	R			61Se08
$^{115}\text{Te}-\text{C}_{9,583}$	M-A=-82058(28) keV for mixture gs+m at 10(7) keV								Nubase **
$^{114}\text{Cd}(\text{d,p})^{115}\text{Cd}$	Estimated systematical error 0.5 added to statistical error 0.32								AHW **
$^{115}\text{Ag}(\beta^-)^{115}\text{Cd}$	Q <sup>-</sup> =3132(40) from $^{115}\text{Ag}^m$ at 41.1								NDS929**
$^{115}\text{Cd}(\beta^-)^{115}\text{In}$	E <sup>-</sup> =320(5), 679(6) from $^{115}\text{Cd}^m$ at 181.0 to 1290.592, 933.780 levels								NDS991**
$^{115}\text{Cd}(\beta^-)^{115}\text{In}$	Q <sup>-</sup> =1621(2) from $^{115}\text{Cd}^m$ at 181.0								NDS929**
$^{115}\text{In}(\beta^-)^{115}\text{Sn}$	Q <sup>-</sup> =830(20) from $^{115}\text{In}^m$ at 336.244								NDS991**
$^{115}\text{In}(\beta^-)^{115}\text{Sn}$	Q <sup>-</sup> =830(30) from $^{115}\text{In}^m$ at 336.244								NDS991**
$^{116}\text{Rh}-\text{C}_{9,667}$	-75938	148				2			JY1 1.0 03Ko.A *
$\text{C}_9 \text{H}_8-^{116}\text{Cd}$	157837.4	2.9	157844	3	1.0	1	22 22 $^{116}\text{Cd}$	M16	2.5 63Da10
$\text{C}_9 \text{H}_8-^{116}\text{Sn}$	160861	8	160860	3	-0.1	U		M16	2.5 63Da10
$^{116}\text{Sb}-\text{C}_{9,667}$	-93123	126	-93206	6	-0.7	U		GS2	1.0 03Li.A *
$^{116}\text{Te}-\text{C}_{9,667}$	-91540	30				2		GS2	1.0 03Li.A
$^{116}\text{Xe}-^{133}\text{Cs}_{872}$	4027	14				2		MA6	1.0 03Di.1
$^{116}\text{Cd}^{35}\text{Cl}-^{114}\text{Cd}^{37}\text{Cl}$	4348.7	1.2	4347.4	2.2	-0.4	1	52 44 $^{116}\text{Cd}$	H26	2.5 73Me28
$^{116}\text{Cs}(\epsilon\alpha)^{112}\text{Te}$	12300	400	12810#	200#	1.3	D			77Bo28
	12400	900			0.5	D			76Jo.A *
	12810	100			0.0	R			S-sugg
$^{116}\text{Cd}^{(14}\text{C},^{16}\text{O})^{114}\text{Pd}$	2497	29	2534	23	1.3	1	66 65 $^{114}\text{Pd}$	LAI	84Co19
$^{116}\text{Cd}(\text{p,t})^{114}\text{Cd}$	-6363	5	-6359.3	2.0	0.7	1	16 14 $^{116}\text{Cd}$	Min	73Oo01
$^{116}\text{Cd}(\gamma,\text{n})^{115}\text{Cd}$	-8702	4	-8700.2	2.0	0.4	1	26 21 $^{116}\text{Cd}$	McM	79Ba06
$^{115}\text{In}(\text{n},\gamma)^{116}\text{In}$	6783.8	1.2	6784.72	0.22	0.8	U			72Ra39 Z
	6784.4	1.1			0.3	U			74Co35
	6784.72	0.22			2			Bdn	03Fi.A
$^{115}\text{Sn}(\text{n},\gamma)^{116}\text{Sn}$	9563.41	0.11	9563.45	0.10	0.3	-		ORn	91Ra01 Z
	9563.55	0.19			-0.5	-		Bdn	03Fi.A
	ave. 9563.45	0.10			0.0	1	100 78 $^{115}\text{Sn}$		average
$^{115}\text{Sn}(\beta^+\text{He,d})^{116}\text{Sb}-^{120}\text{Sn}^{(121)}\text{Sb}$	-1722	10	-1705	5	1.7	1	29 27 $^{116}\text{Sb}$	VUn	78Ka12
$^{116}\text{Cs}(\text{ep})^{115}\text{I}$	6350	300	6980#	110#	2.1	B			78Da07 *
$^{116}\text{Rh}(\beta^-)^{116}\text{Pd}$	8000	500	9220	150	2.4	B		Jyv	88Ay02
$^{116}\text{Pd}(\beta^-)^{116}\text{Ag}$	2607	30				3		Stu	90Fo07
	2620	100	2610	30	-0.1	U		Jyv	94Jo.A
$^{116}\text{Ag}(\beta^-)^{116}\text{Cd}$	6028	130	6150	50	1.0	2		Stu	82Al29 *
	6170	50			-0.4	2		Stu	90Fo07 *
$^{116}\text{Sn}(\text{p,n})^{116}\text{Sb}$	-5483.2	6.	-5489	5	-1.0	1	75 73 $^{116}\text{Sb}$	Oak	77Jo03
$^{116}\text{Sb}^m(\beta^+)^{116}\text{Sn}$	5090	40				2			60Je03
$^{116}\text{Te}(\beta^+)^{116}\text{Sb}$	1554	100	1552	29	0.0	U			61Fi05
$^{116}\text{I}(\beta^+)^{116}\text{Te}$	7760	130	7780	100	0.1	R			70Be.A
	7710	200			0.3	R			76Go02
$^{116}\text{Xe}(\beta^+)^{116}\text{I}$	4340	200	4450	100	0.5	3			76Go02
$^{116}\text{Rh}-\text{C}_{9,667}$	M-A=-70636(100) keV for mixture gs+m at 200#150 keV								Nubase **
$^{116}\text{Sb}-\text{C}_{9,667}$	M-A=-86553(34) keV for mixture gs+m at 380(40) keV								Nubase **
$^{116}\text{Cs}(\epsilon\alpha)^{112}\text{Te}$	Q=12500(900) from $^{116}\text{Cs}^m$ at estim 100#60 keV								GAU **
$^{116}\text{Cs}(\epsilon\alpha)^{112}\text{Te}$	Systematical trends suggest $^{116}\text{Cs}$ 500 less bound								CTH **
$^{116}\text{Cs}(\text{ep})^{115}\text{I}$	Q=6450(300) from $^{116}\text{Cs}^m$ at estimated 100#60 keV								GAU **
$^{116}\text{Ag}(\beta^-)^{116}\text{Cd}$	Q <sup>-</sup> =6110(130) from $^{116}\text{Ag}^m$ at 81.9								NDS949**
$^{116}\text{Ag}(\beta^-)^{116}\text{Cd}$	Q <sup>-</sup> =6199(100); and 6241(50) from $^{116}\text{Ag}^m$ at 81.9								NDS949**

Item	Input value	Adjusted value	$v_i$	Dg	Sig	Main flux	Lab	F	Reference
$C^{35}Cl_3-^{117}Sn$	3596	2	3606	3	1.3	1	15	15	$^{117}Sn$ H14 4.0 62Ba24
$^{117}Te-C_{9,75}$	-91318	30	-91355	14	-1.2	2			GS2 1.0 03Li.A
	-91359	30			0.1	2			GS2 1.0 03Li.A *
$^{117}I-C_{9,75}$	-86350	30				2			GS2 1.0 03Li.A *
$^{117}Xe-C_{9,75}$	-79647	30	-79641	11	0.2	R			GS2 1.0 03Li.A *
$^{117}Xe-^{133}Cs_{880}$	3562	12	3561	11	-0.1	2			MA6 1.0 03Di.1
$^{117}Cs-^{133}Cs_{880}$	11873	67	11870	70	0.0	1	100	100	$^{117}Cs$ MA4 1.0 99Am05 *
$^{116}Cd(d,p)^{117}Cd$	3552.66	1.0				2			Rez 90Pi05 *
$^{116}Sn(n,\gamma)^{117}Sn$	6943.5	2.0	6943.2	0.5	-0.2	U			75Bh01 Z
	6943.3	1.5			-0.1	U			78Ra16 Z
	6942.9	0.5			0.5	-			Bdn 03Fi.A
$^{116}Sn(d,p)^{117}Sn$	4721.0	1.8	4718.6	0.5	-1.3	-			SPa 75Be09
$^{116}Sn(n,\gamma)^{117}Sn$	ave. 6943.1	0.5	6943.2	0.5	0.1	1	99	77	$^{116}Sn$ average
$^{116}Sn(^3He,d)^{117}Sb$	-1091	10	-1088	9	0.3	1	80	80	$^{117}Sb$ VUn 78Ka12 *
$^{117}Xe(ep)^{116}Te$	4100	200	3795	30	-1.5	U			72Ho18
$^{117}Ba(ep)^{116}Xe$	7900	300	8470#	300#	1.9	D			78Bo20 *
$^{117}La(p)^{116}Ba$	789.8	6.	803	11	2.3	3			01So02
	813.0	5.			-1.9	3			01Ma69
$^{117}La^m(p)^{116}Ba$	941.1	10.				3			01So02
$^{117}Pd(\beta^-)^{117}Ag$	5735	32				4			Jyv 00Kr.A
$^{117}Ag(\beta^-)^{117}Cd$	4160	50				3			Stu 82Al29 *
$^{117}In(\beta^-)^{117}Sn$	1456.6	5.	1455	5	-0.3	1	95	94	$^{117}In$ 55Mc17 *
$^{117}Sn(p,n)^{117}Sb$	-2525	20	-2538	9	-0.6	1	20	20	$^{117}Sb$ Oak 71Ke21
$^{117}Te(\beta^+)^{117}Sb$	3552	20	3548	16	-0.2	R			62Kh05
	3492	30			1.9	R			67Be46
$^{117}I(\beta^+)^{117}Te$	4680	100	4660	30	-0.2	U			69La33
	4610	110			0.5	U			70Be.A *
$^{117}Xe(\beta^+)^{117}I$	6270	300	6249	30	-0.1	U			85Le10 *
$^{117}Cs^x(IT)^{117}Cs$	50	50	50	50	0.0	1	100	100	$^{117}Cs^x$ AHW
* $^{117}Te-C_{9,75}$	M-A=-84804(28) keV for $^{117}Te^m$ at Eexc=296.1 keV								
* $^{117}Cs-^{133}Cs_{880}$	M-A=-66422(20) keV for mixture gs+m at 150#80 keV								
* $^{116}Cd(d,p)^{117}Cd$	Estimated systematical error 0.5 added to statistical error 0.85								
* $^{116}Sn(^3He,d)^{117}Sb$	Q-Q( $^{120}Sn(^3He,d)$ )= 1373(10,Ka), Q(120)=282.1(2.0)								
* $^{117}Ba(ep)^{116}Xe$	Systematical trends suggest $^{117}Ba$ 570 less bound								
* $^{117}Ag(\beta^-)^{117}Cd$	Q=-4260(110); and 4170(50) from $^{117}Ag^m$ at 28.6								
* $^{117}In(\beta^-)^{117}Sn$	E <sup>-</sup> =740(10) to 711.54 level; and 1772(5), 1616(5)								
*	from $^{117}In^m$ at 315.302 to ground-state, 158.56 level								
* $^{117}I(\beta^+)^{117}Te$	Q <sup>+</sup> =4310(100) assumed to 274.4, 325.9 levels								
* $^{117}Xe(\beta^+)^{117}I$	May be lower limit								
$C_9 H_{10}-^{118}Sn$	176645	7	176647	3	0.1	U			M16 2.5 63Da10
$^{118}Te-C_{9,833}$	-94162	30	-94172	16	-0.3	R			GS2 1.0 03Li.A
$^{118}I-C_{9,833}$	-86932	30	-86926	21	0.2	2			GS2 1.0 03Li.A *
	-86920	30			-0.2	2			GS2 1.0 03Li.A *
$^{118}Xe-C_{9,833}$	-83785	30	-83821	11	-1.2	R			GS2 1.0 03Li.A *
$^{118}Xe-^{133}Cs_{887}$	37	12	43	11	0.5	2			MA6 1.0 03Di.1
$^{118}Cs^x-^{133}Cs_{887}$	10429	13	10429	13	0.0	1	100	100	$^{118}Cs^x$ MA1 1.0 99Am05
$^{117}Cs^x-^{118}Cs_{496}^{116}Cs_{504}$	-1160	400	-1180#	130#	0.0	U			P32 2.5 86Au02
$^{118}Cs(\epsilon\alpha)^{114}Te$	10600	200	11050	30	2.3	U			77Bo28
	10750	200			1.5	U			78Da07 *
$^{116}Cd(t,p)^{118}Cd$	5650	20				2			Ald 67Hi01
$^{117}Sn(n,\gamma)^{118}Sn$	9326.5	2.	9327.4	0.9	0.5	-			70Or.A
	9324.8	2.1			1.3	-			75Sl.A
	9327.9	1.1			-0.4	-			Bdn 03Fi.A
ave.	9327.1	0.9			0.4	1	98	62	$^{117}Sn$ average
$^{118}Pd(\beta^-)^{118}Ag$	4100	200				4			Jyv 89Ko22 *
$^{118}Ag(\beta^-)^{118}Cd$	7122	100	7140	60	0.2	3			Stu 82Al29 *
	7110	470			0.1	U			Stu 82Al29 *
	7155	76			-0.2	3			95Ap.A

Item	Input value	Adjusted value	$v_i$	Dg	Sig	Main flux	Lab	F	Reference
$^{118}\text{In}^m(\beta^-)^{118}\text{Sn}$	4270	100	4530#	50#	2.6	B			64Ka10
$^{118}\text{Sn}(\text{p,n})^{118}\text{Sb}$	-4439.0	3.				2	Oak		77Jo03
$^{118}\text{Sb}^m(\beta^+)^{118}\text{Sn}$	3907	5				2			61Bo13
$^{118}\text{I}(\beta^+)^{118}\text{Te}$	7080	150	6750	25	-2.2	B			68La18 *
	7068	100			-3.2	C			70Be.A *
$^{118}\text{Cs}(\beta^+)^{118}\text{Xe}$	9300	1000	9670	16	0.4	U			76Da.C
$^{118}\text{Cs}^x(\text{IT})^{118}\text{Cs}$	5	4	5	4	0.0	1	100 100 $^{118}\text{Cs}$		82Au01 *
$^{118}\text{I}-\text{C}_{9,833}$	M-A=-80775(28) keV for $^{118}\text{I}^m$ at Excc=190.1(1.0) keV								
$^{118}\text{Cs}(\epsilon\alpha)^{114}\text{Te}$	As read from Fig. 2 (p.401)								
$^{118}\text{Pd}(\beta^-)^{118}\text{Ag}$	Original value 4000(200) corrected for new branching ratios								
$^{118}\text{Ag}(\beta^-)^{118}\text{Cd}$	$E^- = 4330(240), 3960(170), 3810(150)$								
	to 2788.75, 3224.37, 3265.70 levels, reinterpreted								
$^{118}\text{Ag}(\beta^-)^{118}\text{Cd}$	$E^- = 3990(720), 3910(630)$								
	from $^{118}\text{Ag}^m$ at 127.49(0.05) to 3181.72, 3381.8 levels, reinterpreted								
$^{118}\text{I}(\beta^+)^{118}\text{Te}$	$E^+ = 5450(150)$ to 605.71 level								
$^{118}\text{Cs}^x(\text{IT})^{118}\text{Cs}$	Original 24(19) corrected for new estimated IT=100(60)#								
$\text{C}_9 \text{H}_{11}-^{119}\text{Sn}$	182778	7	182768	3	-0.6	U		M16 2.5	63Da10
$^{119}\text{I}-\text{C}_{9,917}$	-89926	30				2		GS2 1.0	03Li.A
$^{119}\text{Xe}-\text{C}_{9,917}$	-84601	30	-84589	11	0.4	R		GS2 1.0	03Li.A
$^{119}\text{Xe}-^{133}\text{Cs}_{895}$	33	12	31	11	-0.1	2		MA6 1.0	03Di.1
$^{119}\text{Cs}-\text{C}_{9,917}$	-77532	57	-77623	15	-1.6	U		GS2 1.0	03Li.A *
$^{119}\text{Cs}^x-^{133}\text{Cs}_{895}$	7018	13	7015	9	-0.2	2		MA1 1.0	99Am05
	7012	13			0.2	2		MA4 1.0	99Am05
$^{119}\text{I}-^{118}\text{I}$	-2747	155	-3000	40	-1.1	U		CR2 1.5	92Sh.A *
$^{119}\text{I}-^{117}\text{I}$	-3570	155	-3580	40	0.0	U		CR2 1.5	92Sh.A *
$^{118}\text{Cs}^x-^{119}\text{Cs}_{661}^x$ $^{116}\text{Cs}_{339}$	530	80	420#	100#	-0.6	U		P32 2.5	86Au02
$^{118}\text{Cs}^x-^{119}\text{Cs}_{496}^x$ $^{117}\text{Cs}_{504}^x$	870	50	910	40	0.3	U		P22 2.5	82Au01
	980	40			-0.7	U		P32 2.5	86Au02
$^{119}\text{Sn}(\text{t},\alpha)^{118}\text{In}-^{118}\text{Sn}(\text{O})^{117}\text{In}$	-127	6	-127	6	0.0	1	100 100 $^{118}\text{In}$	McM	85Pi03
$^{118}\text{Sn}(\text{n},\gamma)^{119}\text{Sn}$	6484.6	1.5	6483.6	0.6	-0.7	-			78Ra16
	6483.3	0.6			0.5	-		Bdn	03Fi.A
ave.	6483.5	0.6			0.3	1	99 64 $^{118}\text{Sn}$		average
$^{118}\text{Sn}(\text{He},\text{d})^{119}\text{Sb}$	-388	10	-383	8	0.5	1	59 59 $^{119}\text{Sb}$	VUn	78Ka12 *
$^{119}\text{Ba}(\text{ep})^{118}\text{Xe}$	6200	200				3			78Bo20
$^{119}\text{Ag}(\beta^-)^{119}\text{Cd}$	5350	40				3		Stu	82Al29
$^{119}\text{Cd}(\beta^-)^{119}\text{In}$	3797	80				2		Stu	82Al29 *
$^{119}\text{Sb}(\epsilon)^{119}\text{Sn}$	579	20	591	8	0.6	-			57O105
$^{119}\text{Sn}(\text{p,n})^{119}\text{Sb}$	-1369	15	-1373	8	-0.3	-		Oak	71Ke21
$^{119}\text{Sb}(\epsilon)^{119}\text{Sn}$	ave.	584	12	591	8	0.6	1	41 41 $^{119}\text{Sb}$	average
$^{119}\text{Te}(\beta^+)^{119}\text{Sb}$	2293	2				2			60Ko12
$^{119}\text{I}(\beta^+)^{119}\text{Te}$	3630	100	3419	29	-2.1	U			69La33
	3370	100			0.5	U			70Be.A
$^{119}\text{Xe}(\beta^+)^{119}\text{I}$	4990	120	4971	30	-0.2	U			70Be.A
$^{119}\text{Cs}(\beta^+)^{119}\text{Xe}$	6260	290	6489	17	0.8	U			83Pa.A
$^{119}\text{Cs}^x(\text{IT})^{119}\text{Cs}$	16	11				3			82Au01 *
$^{119}\text{Cs}-\text{C}_{9,917}$	M-A=-72195(48) keV for mixture gs+m at 50#30 keV								
$^{119}\text{I}-^{118}\text{I}$	From $^{118}\text{I}/^{119}\text{I}=0.99161584(117) - 3039(139)$								
$^{119}\text{I}-^{117}\text{I}$	From $^{117}\text{I}/^{119}\text{I}=0.98321059(130)$								
$^{118}\text{Sn}(\text{He},\text{d})^{119}\text{Sb}$	$Q-Q(^{120}\text{Sn}(\text{He},\text{d})^{121}\text{Sb})=-673(10), Q(120)=285.1(2.1)$								
$^{119}\text{Cd}(\beta^-)^{119}\text{In}$	$Q^- = 3800(90);$ and 3940(80) from $^{119}\text{Cd}^m$ at 146.54								
$^{119}\text{Cs}^x(\text{IT})^{119}\text{Cs}$	Original 33(22) corrected for new estimated IT=50(30)#								
$^{13}\text{C} \text{ } ^{35}\text{Cl}_2 \text{ } ^{37}\text{Cl}-^{120}\text{Sn}$	4758	3	4768.1	2.7	0.8	1	5 5 $^{120}\text{Sn}$	H14 4.0	62Ba24
$^{120}\text{Sb}-\text{C}_{10}$	-94796	76	-94928	8	-1.7	U		GS2 1.0	03Li.A *
$\text{C}_9 \text{H}_{12}-^{120}\text{Te}$	189879	9	189880	10	0.1	1	21 21 $^{120}\text{Te}$	M16 2.5	63Da10

Item	Input value	Adjusted value	$v_i$	Dg	Sig	Main flux	Lab	F	Reference	
$^{120}\text{I}-\text{C}_{10}$	-90222	104	-89952	19	2.6	U	GS2	1.0	03Li.A *	
$^{120}\text{Xe}-\text{C}_{10}$	-88231	30	-88216	13	0.5	R	GS2	1.0	03Li.A	
$^{120}\text{Xe}-^{133}\text{Cs}_{902}$	-2930	14	-2933	13	-0.2	2	MA6	1.0	03Di.1	
$^{120}\text{Cs}-\text{C}_{10}$	-79342	54	-79323	11	0.4	U	GS2	1.0	03Li.A *	
$^{120}\text{Cs}^x-^{133}\text{Cs}_{902}$	5956	12	5965	10	0.7	2	MA1	1.0	99Am05	
	5983	17			-1.1	2	MA4	1.0	99Am05	
$^{118}\text{Cs}^x-^{120}\text{Cs}^x$	460	120	450	60	0.0	U	P22	2.5	82Au01	
$^{119}\text{Cs}^x-^{120}\text{Cs}^x$	-940	50	-945	30	0.0	U	P22	2.5	82Au01	
$^{119}\text{Cs}^x-^{120}\text{Cs}^x$	-1220	30	-1167	14	0.7	U	P22	2.5	82Au01	
	-1200	30			0.4	U	P32	2.5	86Au02	
$^{120}\text{Cs}(\epsilon\alpha)^{116}\text{Te}$	9200	300	8955	30	-0.8	U			76Jo.A	
$^{120}\text{Te}(\text{p},\text{t})^{118}\text{Te}$	-9343	12	-9344	11	-0.1	2	Win		74De31	
$^{120}\text{Sn}(\text{d},^3\text{He})^{119}\text{In}$	-5169	20	-5196	7	-1.4	1	13 13 $^{119}\text{In}$	MSU	71We01	
$^{120}\text{Sn}(\text{t},\alpha)^{119}\text{In}-^{118}\text{Sn}(0)^{117}\text{In}$	-692	6	-690	6	0.4	1	92 87 $^{119}\text{In}$	McM	85Pi03	
$^{120}\text{Sn}(\text{d},\text{t})^{119}\text{Sn}$	-2847.0	2.5	-2850.8	2.2	-1.5	1	78 55 $^{119}\text{Sn}$	SPa	75Be09	
$^{120}\text{Pd}(\beta^-)^{120}\text{Ag}$	5500	100				4	Jyv		94Jo.A	
$^{120}\text{Ag}(\beta^-)^{120}\text{Cd}$	8200	100	8320	70	1.2	3	Stu		82Al29	
	8450	100			-1.3	3			95Ap.A	
$^{120}\text{In}(\beta^-)^{120}\text{Sn}$	5370	40				2			87Ga.A	
$^{120}\text{In}^m(\beta^-)^{120}\text{Sn}$	5280	200	5420#	50#	0.7	D			64Ka10 *	
	5340	170			0.5	D	Stu		78Al18 *	
$^{120}\text{Sn}(\text{p},\text{n})^{120}\text{Sb}$	-3462.9	7.1				2	Tkm		63Ok01	
$^{120}\text{I}(\beta^+)^{120}\text{Te}$	5615	15				2			70Ga32 *	
	5778	150	5615	15	-1.1	U			68La18 *	
$^{120}\text{Xe}(\beta^+)^{120}\text{I}$	1960	40	1617	21	-8.6	F			74Mu10 *	
$^{120}\text{Cs}^x(\text{IT})^{120}\text{Cs}$	5	4				3			82Au01 *	
$^{120}\text{Ba}(\beta^+)^{120}\text{Cs}$	5000	300				4			92Xu04	
$^{120}\text{Sb}-\text{C}_{10}$	M-A=-88302(50) keV for mixture gs+m at 0#100 keV									Nubase **
$^{120}\text{I}-\text{C}_{10}$	M-A=-83881(28) keV for mixture gs+n at 320(15) keV									Nubase **
$^{120}\text{Cs}-\text{C}_{10}$	M-A=-73856(29) keV for mixture gs+m at 100#60 keV									Nubase **
$^{120}\text{In}^m(\beta^-)^{120}\text{Sn}$	Systematical trends suggest $^{120}\text{In}^m$ 105 less bound									GAu **
$^{120}\text{I}(\beta^+)^{120}\text{Te}$	$E^+ = 4595(15), 4030(20)$ to ground-state, 560.438 level									NDS026**
$^{120}\text{I}(\beta^+)^{120}\text{Te}$	$E^+ = 3130(150)$ from $^{120}\text{I}^m$ at 150(30) to 1776.23 level									Nubase **
$^{120}\text{Xe}(\beta^+)^{120}\text{I}$	$p^+ = 0.07(0.01)$ to 25.1 level, recalculated Q									AHW **
$^{120}\text{Cs}^x(\text{IT})^{120}\text{Cs}$	Original 24(19) corrected for new estimated IT=100(60)#									GAu **
$\text{C}_9 \text{H}_{13}-^{121}\text{Sb}$	197910.5	3.7	197909.7	2.4	-0.1	1	7 7 $^{121}\text{Sb}$	M16	2.5	63Da10
$^{121}\text{Sb}-\text{C}_{35}\text{Cl}_2$	3162	3	3157.8	2.4	-0.3	U		H14	4.0	62Ba24
$^{121}\text{Sb}-\text{C}_{10.083}$	-96180	30	-96184.3	2.4	-0.1	U		GS2	1.0	03Li.A
$^{121}\text{I}-\text{C}_{10.083}$	-92609	30	-92633	11	-0.8	1	14 14 $^{121}\text{I}$	GS2	1.0	03Li.A
$^{121}\text{Xe}-\text{C}_{10.083}$	-88562	30	-88538	12	0.8	R		GS2	1.0	03Li.A
$^{121}\text{Xe}-^{133}\text{Cs}_{910}$	-2495	13	-2499	12	-0.3	2		MA6	1.0	03Di.1
$^{121}\text{Cs}-^{133}\text{Cs}_{910}$	3248	25	3268	15	0.8	R		MA1	1.0	99Am05 *
$^{121}\text{Cs}-\text{C}_{10.083}$	-82821	38	-82771	15	1.3	2		GS2	1.0	03Li.A *
$^{121}\text{Sb}-^{35}\text{Cl}-^{119}\text{Sn}$	3452	2	3458.1	2.9	0.8	1	13 10 $^{119}\text{Sn}$	H14	4.0	62Ba24
$^{119}\text{Cs}^x-^{121}\text{Cs}^x$	-1080	30	*			U		P22	2.5	82Au01
$^{120}\text{Cs}^x-^{121}\text{Cs}^x$	280	30	*			U		P22	2.5	82Au01
$^{120}\text{Cs}^x-^{121}\text{Cs}^x$	813	14	*			U		P32	2.5	86Au02
$^{120}\text{Sn}(\text{n},\gamma)^{121}\text{Sn}$	6170.3	2.	6170.3	0.3	0.0	U				76Ca24
	6170.5	0.7			-0.3	-				81Ba53
	6170.1	0.4			0.6	-		Bdn		03Fi.A
$^{120}\text{Sn}(\text{d},\text{p})^{121}\text{Sn}$	3946.2	1.7	3945.8	0.3	-0.3	-		SPa		75Be09
$^{120}\text{Sn}(\text{n},\gamma)^{121}\text{Sn}$	ave.	6170.2	6170.3	0.3	0.3	1	99 70 $^{120}\text{Sn}$			average
$^{120}\text{Te}(\alpha,\text{He},\text{d})^{121}\text{I}$	-1320.5	4.4	-1322	4	-0.3	1	97 83 $^{121}\text{I}$	Hei		78Sz09
$^{121}\text{Ba}(\text{ep})^{120}\text{Xe}$	4200	300	4140	140	-0.2	R				78Bo20
$^{121}\text{Pr}(\text{p})^{120}\text{Ce}$	837	50				3				90Bo39

Item	Input value	Adjusted value	$v_i$	Dg	Sig	Main flux	Lab	F	Reference	
$^{121}\text{Ag}(\beta^-)^{121}\text{Cd}$	6400	120			4		Stu		82Al29	
$^{121}\text{Cd}(\beta^-)^{121}\text{In}$	4780	80			3		Stu		82Al29 *	
$^{121}\text{In}(\beta^-)^{121}\text{Sn}$	3406	50	3363	27	-0.9	R	Stu		78Al18	
$^{121}\text{Sn}(\beta^-)^{121}\text{Sb}$	383	5	391.0	2.1	1.6	-			49Du15	
	383.4	3.			2.5	-			68Sn01 *	
ave.	383.3	2.6			3.0	1	65 43 $^{121}\text{Sn}$		average	
$^{121}\text{Te}(\beta^+)^{121}\text{Sb}$	1080	30	1044	26	-1.2	1	74 74 $^{121}\text{Te}$		75Me23 *	
$^{121}\text{I}(\beta^+)^{121}\text{Te}$	2364	50	2264	27	-2.0	1	29 26 $^{121}\text{Te}$		53Fi.A	
	2384	100			-1.2	U			65Bu03	
$^{121}\text{Xe}(\beta^+)^{121}\text{I}$	4160	140	3814	15	-2.5	C			70Be.A	
$^{121}\text{Cs}(\beta^+)^{121}\text{Xe}$	5400	20	5372	18	-1.4	R			81So06	
	5400	40			-0.7	R	JAE		96Os04 *	
$^{121}\text{Cs}^x(\text{IT})^{121}\text{Cs}$	46	8	*			C			GAu	
$^{121}\text{Ba}(\beta^+)^{121}\text{Cs}$	6340	160	6360	140	0.1	3	JAE		96Os04	
* $^{121}\text{Cs}-^{133}\text{Cs}_{910}$	$D_M=3285(13)$ uu for mixture gs+m at 68.5 keV; M-A=-77089(12) keV								NDS005**	
* $^{121}\text{Cs}-\text{C}_{10,083}$	M-A=-77113(29) keV for mixture gs+m at 68.5 keV								NDS005**	
* $^{121}\text{Cd}(\beta^-)^{121}\text{In}$	$Q^- = 4890(150)$ ; and $4960(80)$ from $^{121}\text{Cd}^m$ at 214.89								NDS91a**	
* $^{121}\text{Sn}(\beta^-)^{121}\text{Sb}$	$E^- = 383(3)$ ; and $354(5)$ from $^{121}\text{Sn}^m$ at 6.30 to 37.13 level								NDS91a**	
* $^{121}\text{Te}(\beta^+)^{121}\text{Sb}$	$p^+ = 0.024(0.011)$ gives $Q^+ = 315(30)$ , recalculated $Q^+$								AHW **	
*	from $^{121}\text{Te}^m$ at 293.98 to 37.13 level								NDS91a**	
* $^{121}\text{Cs}(\beta^+)^{121}\text{Xe}$	$Q^+ = 5470(40)$ from $^{121}\text{Cs}^m$ at 68.5								NDS005**	
$^{122}\text{Xe}-\text{C}_{10,167}$	-91637	30	-91632	12	0.2	R	GS2	1.0	03Li.A	
$^{122}\text{Xe}-^{133}\text{Cs}_{917}$	-4931	13	-4932	12	-0.1	2	MA6	1.0	03Di.1	
$^{122}\text{Cs}-^{133}\text{Cs}_{917}$	2810	45	2810	30	0.1	1	58 58 $^{122}\text{Cs}$	MA1	1.0	99Am05 *
$^{122}\text{Cs}-\text{C}_{10,167}$	-83881	53	-83890	30	-0.1	1	42 42 $^{122}\text{Cs}$	GS2	1.0	03Li.A *
$^{122}\text{Cs}^m-^{133}\text{Cs}_{917}$	2961	12	2959	10	-0.2	2		MA1	1.0	99Am05
	2955	17			0.2	2		MA4	1.0	99Am05
$^{122}\text{Ba}-\text{C}_{10,167}$	-80096	30				2		GS2	1.0	03Li.A
$^{120}\text{Cs}^x-^{122}\text{Cs}_{492}^x$	-724	27	*			U		P32	2.5	86Au02
$^{120}\text{Cs}^x-^{122}\text{Cs}_{328}^x$	360	17	*			U		P32	2.5	86Au02
$^{121}\text{Cs}^x-^{122}\text{Cs}_{496}^x$	-1169	15	*			U		P32	2.5	86Au02
$^{122}\text{Te}(p,\text{d})^{120}\text{Te}$	-8560	12	-8570	10	-0.9	1	65 64 $^{120}\text{Te}$	Win		74De31
$^{122}\text{Sn}(d,^3\text{He})^{121}\text{In}$	-5910	50	-5900	27	0.2	2		Sac		69Co03
	-5861	43			-0.9	2		MSU		71We01
$^{122}\text{Sn}(d,t)^{121}\text{Sn}$	-2558.8	3.0	-2556.0	2.5	0.9	1	67 40 $^{122}\text{Sn}$	SPa		75Be09
$^{121}\text{Sb}(n,\gamma)^{122}\text{Sb}$	6806.4	0.3	6806.38	0.15	-0.1	U				72Sh.A Z
	6806.36	0.15			0.1	1	100 62 $^{121}\text{Sb}$	Bdn		03Fi.A
$^{122}\text{Sn}(t,^3\text{He})^{122}\text{In}$	-6350	50				2		LAl		78Aj01
$^{122}\text{In}^n(\beta^-)^{122}\text{Sn}$	6736	200	6660	130	-0.4	2				71Ta07
	6590	180			0.4	2		Stu		78Al18
$^{122}\text{Sb}(\beta^-)^{122}\text{Te}$	1970	5	1983.9	1.9	2.8	-				55Fa33
	1980	3			1.3	-				68Hs02
ave.	1977.4	2.6			2.5	1	54 46 $^{122}\text{Sb}$			average
$^{122}\text{I}(\beta^+)^{122}\text{Te}$	4234	5				2				77Re.A
$^{122}\text{Cs}(\beta^+)^{122}\text{Xe}$	7050	180	7220	30	0.9	U				83Pa.A
	7000	150			1.4	U		IRS		93Al03
	7080	50			2.7	B		JAE		96Os04
$^{122}\text{Cs}^m(\beta^+)^{122}\text{Xe}$	6950	250	7350	14	1.6	U				83Pa.A
	7300	150			0.3	U		IRS		93Al03
$^{122}\text{Cs}^x(\text{IT})^{122}\text{Cs}$	11	6	*			U				82Au01 *
* $^{122}\text{Cs}-^{133}\text{Cs}_{917}$	$D_M=2880(12)$ uu for mixture gs+m at 130(30) keV; M-A=-78082(11) keV								99Am05**	
* $^{122}\text{Cs}-\text{C}_{10,167}$	M-A=-78070(28) keV for mixture gs+m at 130(30) keV								NDS943**	
* $^{122}\text{Cs}^x(\text{IT})^{122}\text{Cs}$	Original 45(33) revised from $^{122}\text{Cs}^m=114(18)$								GAu **	

Item	Input value	Adjusted value	$v_i$	Dg	Sig	Main flux	Lab	F	Reference
$C_8 H_{13} N-^{123}Sb$	200580.0	3.3	200585.5	2.2	0.7	U			
$^{123}Te-C_{10.25}$	-95615	83	-95730.0	1.6	-1.4	U			
$^{123}I-C_{10.25}$	-94444	30	-94411	4	1.1	U			
$^{123}Xe-^{133}Cs_{925}$	-4048	13	-4061	10	-1.0	1	62 62 $^{123}Xe$	MA6	1.0 03Di.1
$^{123}Cs-C_{10.25}$	-87007	57	-87004	13	0.1	U			
$^{123}Cs-^{133}Cs_{925}$	453	13				2		MA1	1.0 99Am05
$^{123}Ba-^{133}Cs_{925}$	6238	13				2		MA5	1.0 00Be42
$^{123}Ba-C_{10.25}$	-81327	30	-81219	13	3.6	C			
$^{123}Sb\ ^{35}Cl-^{121}Sb\ ^{37}Cl$	3343	2	3348.4	2.3	0.7	1	8 5 $^{121}Sb$	H14	4.0 62Ba24
$^{122}Sn(n,\gamma)^{123}Sn$	5948	3	5945.8	1.2	-0.7	-			75Bh01
	5945.8	1.5			0.0	-			77Ca09
$^{122}Sn(d,p)^{123}Sn$	3721.8	2.6	3721.3	1.2	-0.2	-		SPa	75Be09
$^{122}Sn(n,\gamma)^{123}Sn$	ave. 5946.3	1.2	5945.8	1.2	-0.4	1	94 49 $^{122}Sn$		average
$^{123}Sb(\gamma,n)^{122}Sb$	-8966	4	-8965.3	2.1	0.2	1	28 16 $^{122}Sb$	McM	79Ba06
$^{122}Te(n,\gamma)^{123}Te$	6937	5	6929.18	0.16	-1.6	U			68Ch.A
	6929.1	0.5			0.2	-			91Ho08
	6929.16	0.17			0.1	-		Bdn	03Fi.A
$^{122}Te(d,p)^{123}Te$	4706	6	4704.62	0.16	-0.2	U		MIT	75Li22
$^{122}Te(n,\gamma)^{123}Te$	ave. 6929.15	0.16	6929.18	0.16	0.2	1	100 92 $^{122}Te$		average
$^{122}Te(^3He,d)^{123}I$	-574.2	3.5	-575	3	-0.3	1	97 96 $^{123}I$	Hei	78Sz04
$^{123}Cd(\beta^-)^{123}In$	6115	33				3		Stu	87Sp09
$^{123}In(\beta^-)^{123}Sn$	4400	30	4394	24	-0.2	2		Stu	87Sp09
$^{123}Sn(\beta^-)^{123}Sb$	1395	10	1403.6	2.9	0.9	-			49Du15
	1420	10			-1.6	-			50Ke11
	1399	20			0.2	U			66Au04
	ave. 1408	7			-0.5	1	17 11 $^{123}Sn$		average
$^{123}I(\beta^+)^{123}Te$	1260	7	1229	3	-4.5	C			86Ag.A
$^{123}Xe(\beta^+)^{123}I$	2676	15	2695	10	1.3	1	42 38 $^{123}Xe$		60Mo.A
$^{123}Cs(\beta^+)^{123}Xe$	4110	30	4205	15	3.2	B		JAE	96Os04
$^{123}Cs^*(IT)^{123}Cs$	7	4				3			82Au01
$^{123}Ba(\beta^+)^{123}Cs$	5330	100	5389	17	0.6	U		JAE	96Os04
$^{123}Te-C_{10.25}$	M-A=-88941(30) keV for mixture gs+m at 247.55 keV								NDS93b**
$^{123}Cs-C_{10.25}$	M-A=-80968(28) keV for mixture gs+m at 156.74 keV								NDS93b**
$^{123}In(\beta^-)^{123}Sn$	Q <sup>-</sup> =4410(31); and 4645(72) from $^{123}In^m$ at 327.21								NDS93b**
$^{123}Sn(\beta^-)^{123}Sb$	E <sup>-</sup> =1260(10) from $^{123}Sn^m$ at 24.6 to 160.33 level								NDS93b**
$^{124}Sn-^{13}C\ ^{37}Cl_3$	4210.47	0.71	4211.3	1.5	0.5	1	71 70 $^{124}Sn$	H39	2.5 84Ha20
$^{124}Sn-C_{10.333}$	-94716	21	-94726.1	1.5	-0.5	U		MA8	1.0 01Si.A
$^{124}Te-^{13}C\ ^{37}Cl_3$	1754.63	1.26	1755.3	1.6	0.2	1	25 25 $^{124}Te$	H39	2.5 84Ha20
$^{124}Te-^{54}Fe\ ^{35}Cl_2$	25501.65	2.56	25502.0	1.7	0.1	1	7 6 $^{124}Te$	H39	2.5 84Ha20
$^{124}I-C_{10.333}$	-93786	30	-93790.1	2.5	-0.1	U		GS2	1.0 03Li.A
$^{124}Xe-^{13}C\ ^{37}Cl_3$	4831.15	1.58	4830.4	2.0	-0.2	1	25 25 $^{124}Xe$	H39	2.5 84Ha20
$^{124}Xe-^{54}Fe\ ^{35}Cl_2$	28575.78	0.99	28577.1	1.9	0.5	1	61 57 $^{124}Xe$	H39	2.5 84Ha20
$^{124}Xe-^{133}Cs_{932}$	-5986	13	-5988.2	2.0	-0.2	U		MA6	1.0 03Di.1
$^{124}Cs-^{133}Cs_{932}$	370	13	377	9	0.5	R		MA1	1.0 99Am05
	361	15			1.0	R		MA8	1.0 03Gu.A
$^{124}Cs-C_{10.333}$	-87696	30	-87742	9	-1.5	2		GS2	1.0 03Li.A
	-87693	30			-1.6	2		GS2	1.0 03Li.A
$^{124}Ba-^{133}Cs_{932}$	3212	15	3212	13	0.0	2		MA1	1.0 99Am05
$^{124}Ba-C_{10.333}$	-84905	30	-84906	13	0.0	R		GS2	1.0 03Li.A
$^{124}La-C_{10.333}$	-75464	71	-75430	60	0.5	2		GS2	1.0 03Li.A
$^{124}Sn\ ^{35}Cl-^{122}Sn\ ^{37}Cl$	4784	2	4785.0	2.8	0.1	1	12 11 $^{122}Sn$	H15	4.0 62Ba23
$^{124}Te\ ^{35}Cl-^{122}Te\ ^{37}Cl$	2728	2	2724.09	0.26	-0.5	U		H16	4.0 63Ba47
$^{124}Sn-^{124}Te$	2458.51	0.89	2456.1	1.6	-1.1	1	54 30 $^{124}Te$	H39	2.5 84Ha20
$^{124}Xe-^{124}Te$	3076.00	1.78	3075.1	2.3	-0.2	1	27 17 $^{124}Xe$	H39	2.5 84Ha20
$^{120}Cs^r-^{124}Cs_{194}\ ^{119}Cs_{807}^r$	310	30	*			U		P22	2.5 82Au01

Item	Input value	Adjusted value	$v_i$	Dg	Sig	Main flux	Lab	F	Reference
$^{121}\text{Cs}^x - ^{124}\text{Cs}^x_{244} \quad ^{120}\text{Cs}^x_{756}$	-1360	30	*				P22	2.5	82Au01
$^{123}\text{Cs}^x - ^{124}\text{Cs}^x_{744} \quad ^{120}\text{Cs}^x_{256}$	-1390	30	*				P22	2.5	82Au01
$^{124}\text{Sn}(d,^6\text{Li})^{120}\text{Cd}$	-5216	24	-5214	19	0.1	2			79Ja21
$^{124}\text{Sn}(^3\text{He},^7\text{Be})^{120}\text{Cd}$	-5098	30	-5102	19	-0.1	2	MSU		76St11
$^{124}\text{Sn}(^{18}\text{O},^{20}\text{Ne})^{122}\text{Cd}$	-1246	43				2			97Gu32
$^{124}\text{Sn}(d,^3\text{He})^{123}\text{In}$	-6610	50	-6606	24	0.1	R	Sac		69Co03
	-6572	66			-0.5	R	MSU		71We01
$^{124}\text{Sn}(d,t)^{123}\text{Sn}$	-2233.4	3.7	-2230.4	2.6	0.8	1	48 43 $^{123}\text{Sn}$	SPa	75Be09
$^{123}\text{Sb}(n,\gamma)^{124}\text{Sb}$	6467.55	0.10	6467.50	0.06	-0.5	-			73Sh.A Z
	6467.40	0.10			1.0	-			81Su.A Z
	6467.58	0.14			-0.6	-		Bdn	03Fi.A
	ave.	6467.50	0.06		0.0	1	100 79 $^{123}\text{Sb}$		average
$^{123}\text{Te}(n,\gamma)^{124}\text{Te}$	9425	2	9423.97	0.17	-0.5	U			69Bu05
	9423.7	1.5			0.2	U			70Or.A
	9424.05	0.30			-0.3	-		Ltn	95Ge06 Z
	9423.89	0.20			0.4	-		Bdn	03Fi.A
	ave.	9423.94	0.17		0.2	1	100 92 $^{123}\text{Te}$		average
$^{124}\text{Cd}(\beta^-)^{124}\text{In}$	4166	39				3		Stu	87Sp09
$^{124}\text{In}(\beta^-)^{124}\text{Sn}$	7360	49				2		Stu	87Sp09
$^{124}\text{In}^m(\beta^-)^{124}\text{Sn}$	7341	51				2		Stu	87Sp09
$^{124}\text{Sb}(\beta^-)^{124}\text{Te}$	2907.7	5.	2904.3	1.5	-0.7	-			65Hs02
	2903.7	4.			0.1	-			66Ca10
	2904.7	2.			-0.2	-			69Na05
	ave.	2904.9	1.7		-0.4	1	83 79 $^{124}\text{Sb}$		average
$^{124}\text{I}(\beta^+)^{124}\text{Te}$	3157	4	3159.6	1.9	0.6	2			71Bo01 *
	3160.3	2.1			-0.3	2			92Wo03
$^{124}\text{Cs}(\beta^+)^{124}\text{Xe}$	5910	30	5929	9	0.6	U		JAE	96Os04
$^{124}\text{Cs}^x(\text{IT})^{124}\text{Cs}$	30	20				3		AHW	*
$^{124}\text{La}(\beta^+)^{124}\text{Ba}$	8930	110	8830	60	-0.9	R		JAE	98Ko66
$^{124}\text{Cs} - \text{C}_{10,333}$	M-A=-81223(28) keV for $^{124}\text{Cs}^m$ at Eexc=462.55 keV								
$^{124}\text{La} - \text{C}_{10,333}$	M-A=-70244(32) keV for mixture gs+m at 100#100 keV								
$^{124}\text{I}(\beta^+)^{124}\text{Te}$	Original error increased see $^{84}\text{Rb}(\beta^+)$								
$^{124}\text{Cs}^x(\text{IT})^{124}\text{Cs}$	Based on $^{124}\text{Cs}^m(\text{IT})=462.54$								
$^{124}\text{Cs}^x(\text{IT})^{124}\text{Cs}$	Isomeric ratio assumed <0.1 as in $^{118}\text{Cs}$ , $^{120}\text{Cs}$ , $^{122}\text{Cs}$								
$^{125}\text{I} - \text{C}_{10,417}$	-95374	30	-95369.8	1.6	0.1	U		GS2	1.0 03Li.A
$^{125}\text{Cs} - ^{133}\text{Cs}_{940}$	-1382	14	-1397	8	-1.0	-		MA1	1.0 99Am05
	-1386	14			-0.8	-		MA4	1.0 99Am05
	ave.	-1384	10		-1.3	1	71 71 $^{125}\text{Cs}$		average
$^{125}\text{Cs} - \text{C}_{10,417}$	-90280	30	-90272	8	0.3	U		GS2	1.0 03Li.A
$^{125}\text{Ba} - ^{133}\text{Cs}_{940}$	3356	13	3348	12	-0.6	2		MA5	1.0 00Be42
$^{125}\text{Ba} - \text{C}_{10,417}$	-85569	30	-85527	12	1.4	R		GS2	1.0 03Li.A
$^{125}\text{La} - \text{C}_{10,417}$	-79191	30	-79184	28	0.2	2		GS2	1.0 03Li.A
$^{122}\text{Cs}^x - ^{125}\text{Cs}_{244} \quad ^{121}\text{Cs}^x_{756}$	715	23	*			U		P32	2.5 86Au02
$^{124}\text{Sn}(n,\gamma)^{125}\text{Sn}$	5733.1	1.5	5733.1	0.6	0.0	2			77Ca09 Z
	5733.1	0.6			0.0	2			81Ba53
$^{124}\text{Sn}(d,p)^{125}\text{Sn}$	3509.4	3.6	3508.5	0.6	-0.2	U		SPa	75Be09
$^{124}\text{Te}(n,\gamma)^{125}\text{Te}$	6569.0	1.0	6568.970	0.030	0.0	U			71Gr.A
	6568.97	0.03			0.0	1	100 83 $^{125}\text{Te}$		99Ho01
	6569.39	0.19			-2.2	B		Bdn	03Fi.A
$^{124}\text{Te}(d,p)^{125}\text{Te}$	4344	8	4344.404	0.030	0.1	U		MIT	69Gr24
$^{124}\text{Te}(^3\text{He},d)^{125}\text{I}$	115.1	3.0	107.38	0.07	-2.6	B		Hei	78Sz04
$^{124}\text{Xe}(n,\gamma)^{125}\text{Xe}$	7603.3	0.4	7603.3	0.4	-0.1	1	100 99 $^{125}\text{Xe}$		82Ka.A
$^{125}\text{Cd}(\beta^-)^{125}\text{In}$	7122	62				4		Stu	87Sp09 *
$^{125}\text{Cd}^m(\beta^-)^{125}\text{In}$	7172	35				4		Stu	87Sp09 *
$^{125}\text{In}(\beta^-)^{125}\text{Sn}$	5418	30				3		Stu	87Sp09 *
$^{125}\text{Sb}(\beta^-)^{125}\text{Te}$	767.7	3.	766.7	2.1	-0.3	2			64Ma30
	765.7	3.			0.3	2			66Ma49



Item	Input value	Adjusted value	$v_i$	Dg	Sig	Main flux Lab	$F$	Reference
$^{125}\text{I}(\epsilon)^{125}\text{Te}$	186.1 185.77	0.3 0.06	185.77	0.06	-1.1	U		86Bo46 94Hi04
$^{125}\text{Cs}(\beta^+)^{125}\text{Xe}$	3072 3082	20 20	3104	8	1.6 1.1	- -		54Ma54 75We23
$^{125}\text{Ba}(\beta^+)^{125}\text{Cs}$	ave. 3077	14	4420	14	1.9	U	31 29 $^{125}\text{Cs}$	average 68Da09
$^{125}\text{La}(\beta^+)^{125}\text{Ba}$	4380	50	5909	28	0.8	U	JAE	96Os04
$^{125}\text{La}(\beta^+)^{125}\text{Ba}$	5950	70	5909	28	-0.6	R	JAE	98Ko66
$^{125}\text{Cd}(\beta^-)^{125}\text{In}$	E <sup>-</sup> =4625(62) to 2497.45 level							NDS93a**
$^{125}\text{Ce}^m(\beta^-)^{125}\text{In}$	E <sup>-</sup> =5009(109), 4581(126), 4533(39) to 2101.50, 2640.32, 2641.92 levels							NDS93a**
$^{125}\text{In}(\beta^-)^{125}\text{Sn}$	Q <sup>-</sup> =5443(31); and 5730(43) from $^{125}\text{In}^m$ at 360.12							NDS93a**
$^{126}\text{Xe}-\text{C}_{10.5}$	-95647	30	-95726	7	-2.6	C	GS2	1.0 03Li.A
$^{126}\text{Cs}-^{133}\text{Cs}_{947}$	-1011	13					MA1	1.0 99Am05
$^{126}\text{Ba}-^{133}\text{Cs}_{947}$	786	15	787	13	0.1	2	MA1	1.0 99Am05
$^{126}\text{Ba}-\text{C}_{10.5}$	-88745	30	-88750	13	-0.2	R	GS2	1.0 03Li.A
$^{126}\text{La}-\text{C}_{10.5}$	-80503	232	-80490	100	0.1	2	GS2	1.0 03Li.A *
$^{126}\text{Ce}-\text{C}_{10.5}$	-76029	30					GS2	1.0 03Li.A
$^{126}\text{Te}^{35}\text{Cl}-^{124}\text{Te}^{37}\text{Cl}$	3441.28	1.54	3443.89	0.11	1.1	U	H43	1.5 90Dy04
$^{123}\text{Cs}^x-^{126}\text{Cs}_{390}$	-1160	30	*				P22	2.5 82Au01
$^{124}\text{Cs}^x-^{126}\text{Cs}_{590}$	-340	30	*				P22	2.5 82Au01
$^{124}\text{Cs}^x-^{126}\text{Cs}_{492}$	-570	30	*				P22	2.5 82Au01
$^{124}\text{Cs}^x-^{126}\text{Cs}_{328}$	390	30	*				P22	2.5 82Au01
$^{125}\text{Cs}-^{126}\text{Cs}_{496}$	-1130	30	-1075	26	0.7	U	P22	2.5 82Au01
$^{124}\text{Sn}(\text{t,p})^{126}\text{Sn}$	5445	15	5445	11	0.0	2	Ald	69Bj01
	5444	15			0.0	2	Roc	70Fi05
$^{125}\text{Te}(\text{n},\gamma)^{126}\text{Te}$	9113.7	0.4	9113.69	0.08	0.0	U		77Ko.A
	9113.69	0.08			0.0	1	100 83 $^{126}\text{Te}$	03V603
$^{126}\text{Cd}(\beta^-)^{126}\text{In}$	5486	36					4	Stu
$^{126}\text{In}(\beta^-)^{126}\text{Sn}$	8207	39					3	Stu
$^{126}\text{In}^m(\beta^-)^{126}\text{Sn}$	8309	51					3	Stu
$^{126}\text{Sn}(\beta^-)^{126}\text{Sb}$	378	30					3	71Or04
$^{126}\text{I}(\beta^+)^{126}\text{Te}$	2151	5	2154	4	0.6	1	53 50 $^{126}\text{I}$	59Ha27
$^{126}\text{I}(\beta^-)^{126}\text{Xe}$	1258	5					2	55Ko14
$^{126}\text{Cs}(\beta^+)^{126}\text{Xe}$	4780	20	4824	14	2.2	B		JAE
$^{126}\text{La}(\beta^+)^{126}\text{Ba}$	7700	100	7700	90	0.0	R		JAE
$^{126}\text{La}^m(\beta^+)^{126}\text{Ba}$	7910	400					3	JAE
$^{126}\text{La}-\text{C}_{10.5}$	M-A=-74883(28) keV for mixture gs+m at 210(410) keV							Nubase **
$\text{C}_{10} \text{H}_7-^{127}\text{I}$	150297	6	150303	4	0.4	1	6 6 $^{127}\text{I}$	M16
	150305.3	3.4			-0.3	1	20 20 $^{127}\text{I}$	M16
$^{127}\text{Cs}-^{133}\text{Cs}_{955}$	-2287	13	-2289	6	-0.2	-		MA1
	-2293.3	7.7			0.5	-		MA8
	ave. -2292	7			0.4	1	82 82 $^{127}\text{Cs}$	average
$^{127}\text{Cs}-\text{C}_{10.583}$	-92571	30	-92582	6	-0.4	U		GS2
$^{127}\text{Ba}-^{133}\text{Cs}_{955}$	1389	13	1387	12	-0.1	2		MA5
$^{127}\text{Ba}-\text{C}_{10.583}$	-88923	39	-88906	12	0.4	R		GS2
$^{127}\text{La}-\text{C}_{10.583}$	-83640	30	-83625	28	0.5	2		GS2
$^{127}\text{Ce}-\text{C}_{10.583}$	-77269	62					2	GS2
$^{125}\text{Cs}-^{127}\text{Cs}_{591}$	-1098	18	*				U	P32
$^{126}\text{Te}(\text{n},\gamma)^{127}\text{Te}$	6289	3	6287.8	0.4	-0.4	U		72Mu.A
	6287.8	0.4			0.1	1	100 98 $^{127}\text{Te}$	Bdn
$^{127}\text{I}(\gamma,\text{n})^{126}\text{I}$	-9145	3	-9143.9	2.7	0.4	1	83 50 $^{126}\text{I}$	MMn
$^{127}\text{Cd}(\beta^-)^{127}\text{In}$	8468	63					5	Stu
$^{127}\text{In}(\beta^-)^{127}\text{Sn}$	6514	31					4	Stu

Item	Input value	Adjusted value	$v_i$	Dg	Sig	Main flux	Lab	F	Reference
$^{127}\text{In}^m(\beta^-)^{127}\text{Sn}$	6976	64			4		Stu		87Sp09
$^{127}\text{Sn}(\beta^-)^{127}\text{Sb}$	3201	24			3		Stu		77Lu06 *
$^{127}\text{Sb}(\beta^-)^{127}\text{Te}$	1581	5			2				67Ra13
$^{127}\text{Te}(\beta^-)^{127}\text{I}$	683	10	702	3	1.9				55Da37
	695	10			0.7				56Kn20
ave.	689	7			1.8	1	24 22 $^{127}\text{I}$		average
$^{127}\text{Xe}(\epsilon)^{127}\text{I}$	663.3	2.2	662.3	2.0	-0.4				68Sc14
$^{127}\text{I}(\beta^+)^{127}\text{Xe}$	-676	6	-680.9	2.0	-0.8		Pri		89Ch01
ave.	662.6	2.1	662.3	2.0	-0.1	1	98 92 $^{127}\text{Xe}$		average
$^{127}\text{Cs}(\beta^+)^{127}\text{Xe}$	2115	25	2081	6	-1.4				54Ma54
	2076	20			0.2				67Sp08
	2089	20			-0.4				75We23
ave.	2090	12			-0.8	1	27 18 $^{127}\text{Cs}$		average
$^{127}\text{Ba}(\beta^+)^{127}\text{Cs}$	3450	100	3424	13	-0.3	U			76Be11
$^{127}\text{La}(\beta^+)^{127}\text{Ba}$	5010	70	4920	28	-1.3	R		JAE	98Ko66
$^{127}\text{Ba}-\text{C}_{10.583}$	M-A=-82791(28) keV for mixture gs+m at 80.33 keV								
$^{127}\text{La}-\text{C}_{10.583}$	M-A=-77903(28) keV for mixture gs+m at 14.8(1.2) keV								
$^{127}\text{Ce}-\text{C}_{10.583}$	M-A=-71976(29) keV for mixture gs+m at 0#100 keV								
$^{127}\text{Sn}(\beta^-)^{127}\text{Sb}$	Q <sup>-</sup> =3206(24) from $^{127}\text{Sn}^m$ at 4.7								
$\text{C}_{10} \text{H}_8-^{128}\text{Xe}$	159068.2	4.2	159069.0	1.5	0.1	U		M16	2.5 63Da10
	159069.7	0.7			-0.4	1	77 77 $^{128}\text{Xe}$	C3	2.5 70Ke05
$^{128}\text{Cs}-^{133}\text{Cs}_{962}$	-1293	13	-1296	6	-0.2	1	21 21 $^{128}\text{Cs}$	MA1	1.0 99Am05
$^{128}\text{Cs}-\text{C}_{10.667}$	-92181	30	-92251	6	-2.3	U		GS2	1.0 03Li.A
$^{128}\text{Ba}-^{133}\text{Cs}_{962}$	-720	13	-727	11	-0.5			MA1	1.0 99Am05
ave.	-718	12			-0.8	1	83 83 $^{128}\text{Ba}$		average
$^{128}\text{Ba}-\text{C}_{10.667}$	-91663	30	-91682	11	-0.6	R		GS2	1.0 03Li.A
$^{128}\text{La}-\text{C}_{10.667}$	-84436	69	-84410	60	0.3	2		GS2	1.0 03Li.A *
$^{128}\text{Ce}-\text{C}_{10.667}$	-81089	30				2		GS2	1.0 03Li.A
$^{128}\text{Pr}-\text{C}_{10.667}$	-71209	32				2		GS2	1.0 03Li.A
$^{128}\text{Te}-^{35}\text{Cl}-^{126}\text{Te}-^{37}\text{Cl}$	4106	2	4101.5	2.2	-0.6	1	8 5 $^{128}\text{Te}$	H16	4.0 63Ba47
	4102.3	1.8			-0.2	1	24 15 $^{128}\text{Te}$	C3	2.5 70Ke05
$^{128}\text{Te}-^{128}\text{Xe}$	931.26	1.20	931.8	1.6	0.3	1	77 57 $^{128}\text{Te}$	H43	1.5 90Dy04
$^{126}\text{Cs}-^{128}\text{Cs}_{656}$	-1130	30	*			U		P22	2.5 82Au01
$^{124}\text{Cs}^x-^{128}\text{Cs}_{323}$	-1070	30	*			U		P22	2.5 82Au01
$^{126}\text{Cs}-^{128}\text{Cs}_{591}$	-350	30	-334	18	0.2	U		P22	2.5 82Au01
$^{124}\text{Cs}^x-^{128}\text{Cs}_{194}$	370	50	366	25	0.0	U		P22	2.5 82Au01
$^{125}\text{Cs}-^{128}\text{Cs}_{244}$	-1440	30	-1354	23	1.1	U		P22	2.5 82Au01
$^{126}\text{Cs}-^{128}\text{Cs}_{492}$	-610	30	-562	25	0.6	U		P22	2.5 82Au01
$^{127}\text{Cs}-^{128}\text{Cs}_{661}$	-965	16	-934	7	0.8	U		P32	2.5 86Au02
$^{127}\text{Cs}-^{128}\text{Cs}_{496}$	-1160	30	-1108	14	0.7	U		P22	2.5 82Au01
$^{127}\text{I}(n,\gamma)^{128}\text{I}$	6826.12	0.05	6826.13	0.05	0.2			MMn	90Is03 Z
	6826.22	0.14			-0.6			Bdn	03Fi.A
ave.	6826.13	0.05			0.0	1	100 88 $^{128}\text{I}$		average
$^{128}\text{Cd}(\beta^-)^{128}\text{In}$	7070	290				5		Stu	87Sp09
$^{128}\text{In}(\beta^-)^{128}\text{Sn}$	8992	45	8980	40	-0.4	4		Stu	87Sp09
	8910	90			0.7	4		Gsn	90St13
$^{128}\text{In}^n(\beta^-)^{128}\text{Sn}$	9306	43	9290	40	-0.3	4		Stu	87Sp09
	9230	90			0.7	4		Gsn	90St13
$^{128}\text{Sn}(\beta^-)^{128}\text{Sb}^m$	1265	30	1264	13	0.0	3			76Nu01
	1290	40			-0.7	3		Stu	77Lu06
	1260	15			0.3	3		Gsn	90St13
$^{128}\text{Sb}^m(\text{IT})^{128}\text{Sb}$	10	7				3			AHW *
$^{128}\text{Sb}^m(\beta^-)^{128}\text{Te}$	4391	40	4394	24	0.1	2		Stu	77Lu06
	4395	30			0.0	2		Gsn	90St13

Item	Input value		Adjusted value		$v_i$	Dg	Sig	Main flux	Lab	F	Reference	
$^{128}\text{I}(\beta^-)^{128}\text{Xe}$	2116	10	2122	4	0.6	1	14	12	$^{128}\text{I}$		56Be18	
$^{128}\text{Cs}(\beta^+)^{128}\text{Xe}$	3928	6	3929	5	0.1	1	81	79	$^{128}\text{Cs}$		76Cr.B	
$^{128}\text{La}(\beta^+)^{128}\text{Ba}$	6650	400	6770	60	0.3	U					66Li.04	
	6820	100			-0.5	R			JAE		98Ko66	
* $^{128}\text{La}-\text{C}_{10.667}$	M-A=-78601(28) keV for mixture gs+m at 100#100 keV										Nubase **	
* $^{128}\text{Sb}^m(\text{IT})^{128}\text{Sb}$	From 3.6% IT for $M_3$ transition										NDS832**	
$^{129}\text{Sn}-\text{C}_{10.75}$	-86521	31							MA8	1.0	01Si.A *	
$^{129}\text{Xe}-\text{C}_{35}\text{Cl}_3$	-1777.98	0.68	-1778.6	0.8	-0.6	1	60	59	$^{129}\text{Xe}$	H47	1.5	94Hy01
$^{129}\text{Cs}-^{133}\text{Cs}_{970}$	-2216	14	-2224	5	-0.6	1	12	12	$^{129}\text{Cs}$	MA1	1.0	99Am05
$^{129}\text{La}-\text{C}_{10.75}$	-87300	30	-87307	22	-0.2	2				GS2	1.0	03Li.A
$^{129}\text{Ce}-\text{C}_{10.75}$	-81898	30				2			GS2	1.0	03Li.A	
$^{129}\text{Pr}-\text{C}_{10.75}$	-74905	32				2			GS2	1.0	03Li.A	
$^{129}\text{Te}(\text{n},\gamma)^{129}\text{Te}$	6085	3	6082.41	0.08	-0.9	U					72Mu.A	
	6082.42	0.09			-0.1	-					03Wi02	
	6082.36	0.19			0.3	-			Bdn		03Fi.A	
ave.	6082.41	0.08			0.0	1	100	92	$^{129}\text{Te}$		average	
$^{129}\text{Nd}(\text{ep})^{128}\text{Ce}$	5300	300	6010#	200#	2.4	D					78Bo.A *	
$^{129}\text{In}(\beta^-)^{129}\text{Sn}$	7655	32				3			Stu		87Sp09	
$^{129}\text{In}^m(\beta^-)^{129}\text{Sn}$	8033	66				3			Stu		87Sp09	
$^{129}\text{Sn}(\beta^-)^{129}\text{Sb}$	3996	120	4030	40	0.3	U			Stu		77Lu06	
$^{129}\text{Sb}(\beta^-)^{129}\text{Te}$	2345	30	2375	21	1.0	2					70Oh05	
$^{129}\text{Te}(\beta^-)^{129}\text{I}$	1485	10	1500	3	1.5	U					64De10 *	
	1503	4			-0.7	1	60	52	$^{129}\text{I}$		68Go34 *	
$^{129}\text{I}(\beta^-)^{129}\text{Xe}$	190	5	194	3	0.8	1	40	39	$^{129}\text{I}$		54De17	
$^{129}\text{Cs}(\beta^+)^{129}\text{Xe}$	1197	5	1197	5	0.0	1	83	83	$^{129}\text{Cs}$		76Ma35	
$^{129}\text{Ba}(\beta^+)^{129}\text{Cs}$	2446	15	2436	11	-0.7	1	53	49	$^{129}\text{Ba}$		61Ar05 *	
$^{129}\text{La}(\beta^+)^{129}\text{Ba}$	3720	50	3738	24	0.4	R					79Br05	
	3740	40			0.0	R			JAE		98Ko66	
$^{129}\text{Ce}(\beta^+)^{129}\text{La}$	5600	200	5040	30	-2.8	B			IRS		93Al03	
* $^{129}\text{Sn}-\text{C}_{10.75}$	M-A=-80576(27) keV for mixture gs+m at 35.2 keV										Ens96 **	
* $^{129}\text{Nd}(\text{ep})^{128}\text{Ce}$	Systematical trends suggest $^{129}\text{Nd}$ 710 less bound										CTh **	
* $^{129}\text{Te}(\beta^-)^{129}\text{I}$	$E^- = 1452(10)$ to 27.79 level; and 1595(10) from $^{129}\text{Te}^m$ at 105.50										NDS837**	
* $^{129}\text{Te}(\beta^-)^{129}\text{I}$	$E^- = 1476(4)$ to 27.79 level; and 1607(7) from $^{129}\text{Te}^m$ at 105.50										NDS837**	
* $^{129}\text{Ba}(\beta^+)^{129}\text{Cs}$	$E^+ = 1425(15)$ ; and 1243(35), 975(60)										61Ar05 **	
*	from $^{129}\text{Ba}^m$ at 8.42 to 188.93, 426.48 levels										NDS837**	
$^{130}\text{Sn}-\text{C}_{10.833}$	-86028	19	-86033	11	-0.2	-			MA8	1.0	01Si.A	
	-86031	15			-0.1	-			MA8	1.0	01Si.A *	
ave.	-86030	12			-0.2	1	95	95	$^{130}\text{Sn}$		average	
$^{13}\text{C} \text{ C}_8 \text{ N H}_7 - ^{130}\text{Xe}$	157695.4	0.7	157696.1	0.8	0.4	1	21	21	$^{130}\text{Xe}$	C3	2.5	70Ke05
$^{130}\text{Xe}-\text{C}_{13}\text{C}_{35}\text{Cl}_3$	-6407.63	1.21	-6404.9	0.8	1.5	1	19	19	$^{130}\text{Xe}$	H47	1.5	94Hy01
$^{130}\text{Xe}-^{133}\text{Cs}_{977}$	-4114	13	-4118.5	0.8	-0.3	U				MA6	1.0	03Di.1
$^{130}\text{Cs}-^{133}\text{Cs}_{977}$	-916	13	-918	9	-0.2	1	48	48	$^{130}\text{Cs}$	MA1	1.0	99Am05
$^{130}\text{Cs}-\text{C}_{10.833}$	-93181	60	-93291	9	-1.8	U				GS2	1.0	03Li.A *
$^{130}\text{Ba}-^{85}\text{Rb}_{1.529}$	41195.8	3.4	41194.3	3.0	-0.4	1	78	78	$^{130}\text{Ba}$	MA8	1.0	03Gu.A
$^{130}\text{La}-\text{C}_{10.833}$	-87635	30	-87631	28	0.1	2				GS2	1.0	03Li.A
$^{130}\text{Ce}-\text{C}_{10.833}$	-85264	30				2				GS2	1.0	03Li.A
$^{130}\text{Pr}-\text{C}_{10.833}$	-76410	69				2				GS2	1.0	03Li.A *
$^{130}\text{Nd} \text{ F}_{19} - ^{133}\text{Cs}_{1.120}$	32902	130	32800	30	-0.8	U				MA5	1.0	00Be42 *
$^{130}\text{Nd}-\text{C}_{10.833}$	-71494	30				2				GS2	1.0	03Li.A
$^{130}\text{Te} \text{ } ^{35}\text{Cl} - ^{128}\text{Te} \text{ } ^{37}\text{Cl}$	4711.7	1.8	4711.4	1.1	-0.1	U				C3	2.5	70Ke05
	4711.57	0.72			-0.1	1	96	80	$^{130}\text{Te}$	H43	1.5	90Dy04
$^{130}\text{Te}-^{130}\text{Xe}$	2712.98	3.02	2716.4	2.1	0.8	1	22	20	$^{130}\text{Te}$	H43	1.5	90Dy04
$^{129}\text{Cs}-^{130}\text{Cs}_{794} \text{ } ^{125}\text{Cs}_{206}$	-1270	40	-1201	17	0.7	U				P22	2.5	82Au01

Item	Input value	Adjusted value	$v_i$	Dg	Sig	Main flux	Lab	F	Reference		
$^{130}\text{Ba}(\text{p},\text{t})^{128}\text{Ba}$	-9482	24	-9521	10	-1.6	1	19	17	$^{128}\text{Ba}$ Win	74De31 *	
$^{130}\text{Te}(\text{d},^3\text{He})^{129}\text{Sb}$	-4550	30	-4519	21	1.0	R			Oak	68Au04	
$^{129}\text{I}(\text{n},\gamma)^{130}\text{I}$	6500.33	0.04	6500.33	0.04	0.0	1	100	90	$^{130}\text{I}$ ILn	89Sa11 Z	
$^{129}\text{Xe}(\text{n},\gamma)^{130}\text{Xe}$	9255.3	1.0	9255.64	0.29	0.3	U				71Gr28 Z	
	9256.1	0.8			-0.6	U				74Ge05 Z	
	9255.57	0.30			0.2	1	96	57	$^{130}\text{Xe}$ Bdn	03Fi.A	
$^{129}\text{Xe}(\text{He},\text{d})^{130}\text{Cs}$	5	20	-1	8	-0.3	1	17	17	$^{130}\text{Cs}$ ChR	81Ha08	
$^{130}\text{Ba}(\text{d},\text{t})^{129}\text{Ba}$	-4001	15	-4011	11	-0.7	1	53	51	$^{129}\text{Ba}$ Tal	74Gr22	
$^{130}\text{Eu}(\text{p})^{129}\text{Sm}$	1028.0	15.0				3			Arp	02Ma61	
$^{130}\text{Cd}(\beta^-)^{130}\text{In}$	8320	280				3			Bwg	02Di.A	
$^{130}\text{In}(\beta^-)^{130}\text{Sn}$	10249	38				2			Stu	87Sp09	
	9880	90	10250	40	4.1	B			Gsn	90St13	
$^{130}\text{In}^m(\beta^-)^{130}\text{Sn}$	10300	37				2			Stu	87Sp09	
$^{130}\text{In}^n(\beta^-)^{130}\text{Sn}$	10650	49				2			Stu	87Sp09	
	9880	200	10650	50	3.9	B			Gsn	90St13	
$^{130}\text{Sn}(\beta^-)^{130}\text{Sb}$	2195	35	2153	14	-1.2	-			Stu	77Lu06 *	
	2080	40			1.8	-				77Nu01	
	2149	18			0.2	-			Gsn	90St13 *	
ave.	2148	15			0.3	1	91	86	$^{130}\text{Sb}$	average	
$^{130}\text{Sb}(\beta^-)^{130}\text{Te}$	5046	100	5060	17	0.1	U				71Ki15 *	
	5015	100			0.4	U			Stu	77Lu06 *	
	4990	70			1.0	U			Gsn	90St13 *	
	5015	45			1.0	1	15	14	$^{130}\text{Sb}$ Stu	95Me16 *	
$^{130}\text{I}(\beta^-)^{130}\text{Xe}$	2983	10	2949	3	-3.4	1	10	10	$^{130}\text{I}$	65Da01	
$^{130}\text{Cs}(\beta^+)^{130}\text{Xe}$	2992	20	2981	8	-0.5	-				52Sm41	
	2972	20			0.5	-				75We23	
ave.	2982	14			-0.1	1	35	35	$^{130}\text{Cs}$	average	
$^{130}\text{Cs}^s(\text{IT})^{130}\text{Cs}$	27	15				2				AHW *	
$^{130}\text{La}(\beta^+)^{130}\text{Ba}$	5660	70	5634	26	-0.4	R			JAE	98K066	
$^{130}\text{Sn}-\text{C}_{10.833}$	Original -83941(15) for the 1946.88 isomer										
$^{130}\text{Cs}-\text{C}_{10.833}$	M-A=-86716(30) keV for mixture gs+m at 163.25 keV										
$^{130}\text{Pr}-\text{C}_{10.833}$	M-A=-71125(29) keV for mixture gs+m at 100#100 keV										
$^{130}\text{Nd}-^{19}\text{F}_{10.833}\text{Cs}_{1.120}$	Tentative result, low statistics										
$^{130}\text{Ba}(\text{p},\text{t})^{128}\text{Ba}$	Not resolved peak. Original uncertainty 16										
$^{130}\text{Sn}(\beta^-)^{130}\text{Sb}$	$E^- = 1490(90), 1150(35)$ to 702.32, 1047.40 levels										
$^{130}\text{Sb}(\beta^-)^{130}\text{Sb}$	$E^- = 1415(30), 1112(18)$ to 702.32, 1047.40 levels										
	and a 3sigma discrepant 3955(50) from $^{130}\text{Sn}^m$ at 1946.88										
$^{130}\text{Sb}(\beta^-)^{130}\text{Te}$	Q=5020(100) from $^{130}\text{Sb}^m$ at 4.8										
$^{130}\text{Sb}(\beta^-)^{130}\text{Te}$	Also 4960(25) from $^{130}\text{Sb}^m$ at 4.8, discrepant, not used										
$^{130}\text{Sb}(\beta^-)^{130}\text{Te}$	Derived from given average=5008(38) with $^{90}\text{St}_{13}=4990(70)$										
$^{130}\text{Cs}^s(\text{IT})^{130}\text{Cs}$	Combining isomer ratio of ref.										
*	with $^{130}\text{Cs}^m(\text{IT})=163.25$										
$^{131}\text{Sn}-\text{C}_{10.917}$	-82966	34	-83000	23	-1.0	1	45	45	$^{131}\text{Sn}$ MA8	1.0	01Si.A *
$^{131}\text{Xe}-\text{H}_{11}-^{131}\text{Xe}$	180991.6	3.0	180993.0	1.0	0.2	U			M16	2.5	63Da10
$^{131}\text{Xe}-\text{C}_{35}\text{Cl}_2$	1472.65	0.80	1474.4	1.0	1.5	1	73	73	$^{131}\text{Xe}$ H47	1.5	94Hy01
$^{131}\text{Cs}-^{135}\text{Cs}_{985}$	-1419	14	-1406	5	0.9	1	15	15	$^{131}\text{Cs}$ MA1	1.0	99Am05
$^{131}\text{Ba}-^{133}\text{Cs}_{985}$	72	14	71	3	-0.1	1	5	5	$^{131}\text{Ba}$ MA5	1.0	00Be42
$^{131}\text{Ba}-\text{C}_{10.917}$	-92955	66	-93059	3	-1.6	U			GS2	1.0	03Li.A *
$^{131}\text{La}-\text{C}_{10.917}$	-89930	30				2			GS2	1.0	03Li.A *
$^{131}\text{Ce}-\text{C}_{10.917}$	-85578	36				2			GS2	1.0	03Li.A *
$^{131}\text{Pr}-\text{C}_{10.917}$	-79741	56				2			GS2	1.0	03Li.A *
$^{131}\text{Nd}-\text{C}_{10.917}$	-72753	30				2			GS2	1.0	03Li.A *
$^{129}\text{Cs}-^{131}\text{Cs}_{328}$	-1030	30	-871	6	2.1	B			P22	2.5	82Au01
$^{130}\text{Te}(\text{n},\gamma)^{131}\text{Te}$	5929.7	0.5	5929.38	0.06	-0.6	U					77Ko.A
	5929.5	0.4			-0.3	U					80Ho29 Z
	5929.38	0.06			0.0	1	100	100	$^{131}\text{Te}$		03To08
	5930.16	0.19			-4.1	U			Bdn		03Fi.A

Item	Input value		Adjusted value		$v_i$	Dg	Sig	Main flux	Lab	F	Reference	
$^{130}\text{Ba}(n,\gamma)^{131}\text{Ba}$	7493.5	0.3	7493.50	0.30	0.0	1	100	89	$^{131}\text{Ba}$		82Ka.A	
$^{131}\text{Nd}(\text{ep})^{130}\text{Ce}$	4600	400	4360	40	-0.6	U					78Bo.A	
$^{131}\text{Eu}(\text{p})^{130}\text{Sm}$	957.4	8.	939	7	-2.3	o					98Da03	
	939.2	7.				3					99So17	
$^{131}\text{In}(\beta^-)^{131}\text{Sn}$	9184	33	9177	18	-0.2	2			Stu		88Fo05	
	9165	30			0.4	o			Stu		95Me16	
	9174	22			0.1	2			Stu		99Fo01	
$^{131}\text{In}^m(\beta^-)^{131}\text{Sn}$	9547	46	9530	40	-0.4	2			Stu		88Fo05	
	9480	70			0.7	2			Stu		95Me16	
$^{131}\text{In}^n(\beta^-)^{131}\text{Sn}$	13450	163	13270	70	-1.1	2			Stu		88Fo05	
	13230	80			0.5	2			Stu		95Me16	
$^{131}\text{Sn}(\beta^-)^{131}\text{Sb}$	4632	20	4674	11	2.1	-			Stu		84Fo19 *	
	4688	14			-1.0	-			Stu		99Fo01	
	ave.	4670			0.4	1	93	55	$^{131}\text{Sn}$		average	
$^{131}\text{Sb}(\beta^-)^{131}\text{Te}$	3190	70	3221	21	0.4	U			Stu		77Lu06	
	3200	26			0.8	1	63	63	$^{131}\text{Sb}$	Stu	99Fo01	
$^{131}\text{Te}(\beta^-)^{131}\text{I}$	2275	10	2234.9	2.2	-4.0	B					61Be20 *	
	2278	15			-2.9	B					65De22 *	
$^{131}\text{I}(\beta^-)^{131}\text{Xe}$	971.0	0.7	970.8	0.6	-0.2	2					51Ve05	
	970.4	1.2			0.4	2					52Ro16	
$^{131}\text{Cs}(\epsilon)^{131}\text{Xe}$	355	10	355	5	0.0	-					54Sa22	
	355	10			0.0	-					56Ho66	
	360	15			-0.3	-					57Mi63	
	ave.	356			-0.1	1	61	60	$^{131}\text{Cs}$		average	
$^{131}\text{Ba}(\beta^+)^{131}\text{Cs}$	1370	16	1376	5	0.4	-					76Ge14	
	1371	12			0.4	-					78Va04	
	ave.	1371			0.6	1	31	25	$^{131}\text{Cs}$		average	
$^{131}\text{La}(\beta^+)^{131}\text{Ba}$	2960	100	2915	28	-0.5	U					60Cr01	
$^{131}\text{Ce}(\beta^+)^{131}\text{La}$	4020	400	4050	40	0.1	U					66No05	
$^{131}\text{Pr}(\beta^+)^{131}\text{Ce}$	5250	150	5440	60	1.2	U			IRS		93Al03	
$^{131}\text{Nd}(\beta^+)^{131}\text{Pr}$	6560	150	6510	60	-0.3	U			IRS		93Al03	
* $^{131}\text{Sn}-\text{C}_{10,917}$	M-A=-77242(15) keV for mixture gs+m at 80#30 keV										Nubase **	
* $^{131}\text{Ba}-\text{C}_{10,917}$	M-A=-86494(30) keV for mixture gs+m at 187.14 keV										NDS948**	
* $^{131}\text{Ce}-\text{C}_{10,917}$	M-A=-79685(28) keV for mixture gs+m at 61.8 keV										Nubase **	
* $^{131}\text{Pr}-\text{C}_{10,917}$	M-A=-74202(28) keV for mixture gs+m at 152.4 keV										Nubase **	
* $^{131}\text{Sn}(\beta^-)^{131}\text{Sb}$	Q <sup>-</sup> =4638(20); and 4796(80) from $^{131}\text{Sn}^m$ at 241.8										NDS948**	
* $^{131}\text{Te}(\beta^-)^{131}\text{I}$	Q <sup>-</sup> =2457(10) from $^{131}\text{Te}^m$ at 182.25										NDS948**	
* $^{131}\text{Te}(\beta^-)^{131}\text{I}$	Q <sup>-</sup> =2460(15) from $^{131}\text{Te}^m$ at 182.25										NDS948**	
$^{132}\text{Sn}-\text{C}_{11}$	-82171	18	-82184	15	-0.7	1	66	66	$^{132}\text{Sn}$	MA8	1.0	01Si.A
$\text{C}_{10}\text{H}_{12}-^{132}\text{Xe}$	189740.8	3.3	189746.9	1.0	0.7	U				M16	2.5	63Da10
$^{132}\text{Xe}-\text{C}_{13}\text{C}_{35}\text{Cl}_2\text{Cl}$	-2803.73	1.40	-2809.3	1.0	-2.7	1	24	24	$^{132}\text{Xe}$	H47	1.5	94Hy01
$^{132}\text{La}-\text{C}_{11}$	-89874	67	-89900	40	-0.4	2				GS2	1.0	03Li.A *
$^{132}\text{Ce}-\text{C}_{11}$	-88542	30	-88540	22	0.1	1	54	54	$^{132}\text{Ce}$	GS2	1.0	03Li.A
$^{132}\text{Ce}-\text{O}_{142}\text{Sm}_{1,042}$	-5258	32	-5261	22	-0.1	1	48	46	$^{132}\text{Ce}$	MA7	1.0	01Bo59 *
$^{132}\text{Pr}-\text{C}_{11}$	-80745	61				2				GS2	1.0	03Li.A *
$^{132}\text{Nd}-^{133}\text{Cs}_{,992}$	17147	52	17113	26	-0.7	R				MA5	1.0	00Be42
$^{132}\text{Nd}-\text{C}_{11}$	-76690	30	-76679	26	0.4	2				GS2	1.0	03Li.A
$^{132}\text{Ba}-^{130}\text{Ba}$	-1241	4	-1260	3	-1.9	1	10	9	$^{130}\text{Ba}$	M17	2.5	66Be10
$^{130}\text{Cs}^x-^{132}\text{Cs}_{,492}$	-210	40	-340	17	-1.3	U				P22	2.5	82Au01
$^{131}\text{Xe}(n,\gamma)^{132}\text{Xe}$	8936.3	1.0	8936.59	0.22	0.3	U						71Ge05
	8935	2			0.8	U						71Gr28
	8936.65	0.22			-0.3	1	99	73	$^{132}\text{Xe}$	Bdn		03Fi.A
$^{132}\text{In}(\beta^-)^{132}\text{Sn}$	13600	400	14140	60	1.3	U						86Bj01
	14135	60				2			Stu			95Me16
$^{132}\text{Sn}(\beta^-)^{132}\text{Sb}$	3115	10	3119	9	0.4	1	88	54	$^{132}\text{Sb}$	Stu		99Fo01

Item	Input value	Adjusted value	$v_i$	Dg	Sig	Main flux	Lab	F	Reference
$^{132}\text{Sb}(\beta^-)^{132}\text{Te}$	5491	20	5509	14	0.9	1	52 46 $^{132}\text{Sb}$	Stu	99Fo01
$^{132}\text{Te}(\beta^-)^{132}\text{I}$	493	4	518	4	6.2	B			65Iv01
	517	4			0.2	1	98 94 $^{132}\text{Te}$	Stu	99Fo01
$^{132}\text{I}(\beta^-)^{132}\text{Xe}$	3596	15	3581	6	-1.0	-			61De17
	3558	15			1.5	-			65Jo13
	3580	7			0.1	-		Stu	99Fo01
ave.	3579	6			0.3	1	96 96 $^{132}\text{I}$		average
$^{132}\text{I}^m(\beta^-)^{132}\text{Xe}$	3685	10				2			74Di03
$^{132}\text{Cs}(\beta^+)^{132}\text{Xe}$	2127.7	6.	2124.6	2.1	-0.5	1	12 10 $^{132}\text{Cs}$		87De33 *
$^{132}\text{La}(\beta^+)^{132}\text{Ba}$	4820	100	4690	40	-1.3	U			60Wa03
	4680	50			0.3	R			67Fr02
* $^{132}\text{La}-\text{C}_{11}$	M-A=-83623(30) keV for mixture gs+m at 188.18 keV								Ens94 **
* $^{132}\text{Ce O}-^{142}\text{Sm}_{1,042}$	Original error (22 keV) increased by 23 for BaF contamination in trap								GAu **
* $^{132}\text{Pr}-\text{C}_{11}$	M-A=-75213(28) keV for mixture gs+m at 0#100 keV								Nubase **
* $^{132}\text{Cs}(\beta^+)^{132}\text{Xe}$	$p^+ = 0.0042(0.0001)$ gives $E^+ = 438(6)$ recalculated								AHW **
*	to 667.67 level								NDS922**
$^{133}\text{Cs}-^{85}\text{Rb}_{1,565}$	43500	13	43501.00	0.03	0.1	U		MA5	1.0 00Be42
	43499.3	1.6			1.1	U		MA8	1.0 02Ke.A
	43500.9	6.7			0.0	U		MA8	1.0 02Ke.A
$^{133}\text{Cs}-\text{C}_{11,083}$	-94548.41	0.41	-94548.067	0.024	0.8	U		ST2	1.0 99Ca46
$^{133}\text{La}-\text{C}_{11,083}$	-91810	120	-91780	30	0.2	U		GS1	1.0 00Ra23
	-91782	30				2		GS2	1.0 03Li.A
$^{133}\text{Ce}-\text{C}_{11,083}$	-88471	32	-88485	18	-0.4	2		GS2	1.0 03Li.A *
$^{133}\text{Ce O}-^{142}\text{Sm}_{1,049}$	-4618	21	-4613	19	0.3	R		MA7	1.0 01Bo59 *
$^{133}\text{Pr}-\text{C}_{11,083}$	-83663	30	-83669	13	-0.2	R		GS2	1.0 03Li.A
$^{133}\text{Nd}-\text{C}_{11,083}$	-77652	50				2		GS2	1.0 03Li.A *
$^{133}\text{Pm}-\text{C}_{11,083}$	-70218	54				2		GS2	1.0 03Li.A *
$^{133}\text{Pr}-^{133}\text{Cs}_{1,000}$	10877	15	10879	13	0.1	2		MA5	1.0 00Be42
$^{133}\text{Cs}-\text{C}_3 \text{O}_6$	-64035.786	0.026	-64035.785	0.024	0.1	1	83 83 $^{133}\text{Cs}$	MI2	1.0 99Br47
$^{133}\text{Cs}-\text{C}_{10} \text{H}_{12}$	-188448.445	0.057	-188448.452	0.024	-0.1	1	17 17 $^{133}\text{Cs}$	MI2	1.0 99Br47
$^{133}\text{Cs}(\gamma,n)^{132}\text{Cs}$	-8986	2	-8986.3	1.9	-0.2	1	90 90 $^{132}\text{Cs}$	MMn	85Ts02
$^{132}\text{Ba}(n,\gamma)^{133}\text{Ba}$	7189.91	0.36	7189.9	0.4	0.1	1	100 99 $^{132}\text{Ba}$	MMn	90Is07 Z
$^{133}\text{Sn}(\beta^-)^{133}\text{Sb}$	7830	70	7990	25	2.3	B		Stu	83B116
	7990	25				6		Stu	95Me16
$^{133}\text{Sb}(\beta^-)^{133}\text{Te}$	4002	7				5		Stu	99Fo01
$^{133}\text{Te}(\beta^-)^{133}\text{I}$	2960	100	2942	24	-0.2	U			68Mc09
	2876	100				0.7			68Pa03 *
	2942	24				4		Stu	99Fo01
$^{133}\text{I}(\beta^-)^{133}\text{Xe}$	1800	50	1757	4	-0.9	U			59Ho97
	1760	30				-0.1			66Ei01
	1757	4				3		Stu	99Fo01
$^{133}\text{Xe}(\beta^-)^{133}\text{Cs}$	428.0	4.	427.4	2.4	-0.2	2			52Be55
	427.0	3.				0.1			61Er04
	424	11				0.3		Stu	99Fo01
$^{133}\text{Ba}(\epsilon)^{133}\text{Cs}$	517.3	1.0	517.5	1.0	0.2	1	99 99 $^{133}\text{Ba}$		67Sc10 *
$^{133}\text{La}(\beta^+)^{133}\text{Ba}$	2230	200	2059	28	-0.9	U			50Na09
* $^{133}\text{Ce}-\text{C}_{11,083}$	M-A=-82392(28) keV for mixture gs+m at 37.1 keV								NDS957**
* $^{133}\text{Ce O}-^{142}\text{Sm}_{1,049}$	$D_M=-4599(16)$ M=-87150(16) for mixture gs+m at 37.1 keV								GAu **
* $^{133}\text{Nd}-\text{C}_{11,083}$	M-A=-72268(28) keV for mixture gs+m at 127.97 keV								NDS957**
* $^{133}\text{Pm}-\text{C}_{11,083}$	M-A=-65342(33) keV for mixture gs+m at 130.4(1.0) keV								Nubase **
* $^{133}\text{Te}(\beta^-)^{133}\text{I}$	$Q^- = 3210(100)$ from $^{133}\text{Te}^m$ at 334.26								NDS86c**
*	reported as belonging to ground-state, reinterpreted								AHW **
* $^{133}\text{Ba}(\epsilon)^{133}\text{Cs}$	From L/K=0.371(0.007) to 437.01 level; recalculated Q								AHW **

Item	Input value		Adjusted value		$v_i$	Dg	Sig	Main flux	Lab	$F$	Reference	
$^{134}\text{Xe}-\text{C}_{11,167}$	-94634.4	5.4	-94605.5	0.9	2.1	B			ACC	2.5	90Me08	
$^{134}\text{Xe}-\text{C}_{11,167}^{13}\text{C}^{35}\text{Cl}^{37}\text{Cl}_2$	1381.76	0.60				2			H47	1.5	94Hy01	
$^{134}\text{La}-\text{C}_{11,167}$	-91456	34	-91486	21	-0.9	2			GS2	1.0	03Li.A	
$^{134}\text{Ce}-\text{C}_{11,167}$	-91190	130	-91075	22	0.9	U			GS1	1.0	00Ra23	
	-91056	30			-0.6	2			GS2	1.0	03Li.A	
$^{134}\text{Ce O}-^{142}\text{Sm}_{1,056}$	-6631	32	-6609	23	0.7	R			MA7	1.0	01Bo59 *	
$^{134}\text{Pr}-\text{C}_{11,167}$	-84249	61	-84290	40	-0.6	2			GS2	1.0	03Li.A *	
$^{134}\text{Nd}-\text{C}_{11,167}$	-81234	30	-81210	13	0.8	R			GS2	1.0	03Li.A	
$^{134}\text{Pm}-\text{C}_{11,167}$	-71647	62				2			GS2	1.0	03Li.A *	
$^{134}\text{Pr}-^{133}\text{Cs}_{1,008}$	11029	56	11020	40	-0.2	R			MA5	1.0	00Be42 *	
$^{134}\text{Nd}-^{133}\text{Cs}_{1,008}$	14100	14	14095	13	-0.4	2			MA5	1.0	00Be42	
$^{131}\text{Cs}-^{134}\text{Cs}_{244}^{130}\text{Cs}_{x,756}$	-1313	50	-1182	17	1.0	U			P22	2.5	82Au01	
$^{133}\text{Cs}(n,\gamma)^{134}\text{Cs}$	6891.540	0.017	6891.540	0.014	0.0	-			MMn		84Ke11 Z	
	6891.540	0.027			0.0	-			ILn		87Bo24 Z	
	6891.39	0.14			1.1	U			Bdn		03Fi.A	
ave.	6891.540	0.014			0.0	1	100	100	$^{134}\text{Cs}$		average	
$^{134}\text{Sn}(\beta^-)^{134}\text{Sb}$	7370	90				6			Stu		95Me16	
$^{134}\text{Sb}(\beta^-)^{134}\text{Te}$	8400	300	8390	40	0.0	U			Stu		77Lu06	
	8420	120			-0.2	5			Bwg		87Gr.A	
	8390	45			0.1	5			Stu		95Me16	
$^{134}\text{Sb}^m(\beta^-)^{134}\text{Te}$	8280	240	8470	100	0.8	5			Stu		77Lu06	
	8510	110			-0.4	5			Bwg		87Gr.A	
$^{134}\text{Te}(\beta^-)^{134}\text{I}$	1560	90	1513	7	-0.5	U			Stu		77Lu06	
	1550	30			-1.2	U			Stu		95Me16	
	1513	7				4			Stu		99Fo01	
$^{134}\text{I}(\beta^-)^{134}\text{Xe}$	4170	60	4052	8	-2.0	U					61Jo08	
	4175	15			-8.2	B			Stu		95Me16	
	4052	8				3			Stu		99Fo01	
$^{134}\text{Cs}(\beta^-)^{134}\text{Ba}$	2058.6	0.4	2058.7	0.4	0.2	1	99	99	$^{134}\text{Ba}$		68Hs01	
$^{134}\text{La}(\beta^+)^{134}\text{Ba}$	3772	50	3731	20	-0.8	R					65Bi12	
	3692	30			1.3	R					73Al20	
$^{134}\text{Pr}(\beta^+)^{134}\text{Ce}$	6190	90	6320	40	1.5	R			Dbn		95Ve08 *	
$^{134}\text{Nd}(\beta^+)^{134}\text{Pr}$	2770	150	2870	40	0.7	U					77Ko.B	
$^{134}\text{Pm}(\beta^+)^{134}\text{Nd}$	9170	200	8910	60	-1.3	C			Dbn		95Ve08 *	
$^{134}\text{Ce O}-^{142}\text{Sm}_{1,056}$	Original error (22 keV) increased by 23 for BaF contamination in trap										GAu	**
$^{134}\text{Pr}-\text{C}_{11,167}$	M-A=-78477(28) keV for mixture gs+m at 0#100 keV										Nubase	**
$^{134}\text{Pm}-\text{C}_{11,167}$	M-A=-66739(30) keV for mixture gs+m at 0#100 keV										Nubase	**
$^{134}\text{Pr}-^{133}\text{Cs}_{1,008}$	Most certainly gs. Mixture with isomer not completely excluded										00Be42	**
$^{134}\text{Pr}-^{133}\text{Cs}_{1,008}$	$D_M$ 11029(16) uu, M-A=-78503(15) keV for mixture gs+m at 0#100 keV										Nubase	**
$^{134}\text{Pr}(\beta^+)^{134}\text{Ce}$	$E^+$ =4120(90) to 1048.65 $4^+$ level										NDS943**	
$^{134}\text{Pm}(\beta^+)^{134}\text{Nd}$	$E^+$ =7360(200) to 788.97 $4^+$ level										NDS934**	
$^{135}\text{Ce}-\text{C}_{11,25}$	-90779	30	-90849	12	-2.3	U			GS2	1.0	03Li.A *	
$^{135}\text{Pr}-\text{C}_{11,25}$	-86897	30	-86888	13	0.3	R			GS2	1.0	03Li.A	
$^{135}\text{Nd}-\text{C}_{11,25}$	-81800	130	-81819	21	-0.1	o			GS1	1.0	00Ra23	
	-81811	36			-0.2	R			GS2	1.0	03Li.A *	
$^{135}\text{Pm}-\text{C}_{11,25}$	-75124	63				2			GS2	1.0	03Li.A *	
$^{135}\text{Sm}-\text{C}_{11,25}$	-67480	166				2			GS2	1.0	03Li.A *	
$^{135}\text{Cs}-^{133}\text{Cs}_{1,015}$	1957	14	1943.3	1.1	-1.0	U			MA1	1.0	99Am05	
$^{135}\text{Pr}-^{133}\text{Cs}_{1,015}$	9080	14	9078	13	-0.1	2			MA5	1.0	00Be42	
$^{135}\text{Nd}-^{133}\text{Cs}_{1,015}$	14144	25	14147	21	0.1	2			MA5	1.0	00Be42 *	
$^{134}\text{Cs}(n,\gamma)^{135}\text{Cs}$	8762	1	8762.0	1.0	0.0	1	100	100	$^{135}\text{Cs}$		92Ul.A	
$^{134}\text{Ba}(n,\gamma)^{135}\text{Ba}$	6972.17	0.18	6971.96	0.10	-1.2	-			MMn		90Is07 Z	
	6971.84	0.17			0.7	-			Ltn		93Bo01 Z	
	6973.24	0.22			-5.8	B			BNn		93Ch21	
	6971.87	0.18			0.5	-			Bdn		03Fi.A	
ave.	6971.96	0.10			0.1	1	100	99	$^{135}\text{Ba}$		average	

Item	Input value		Adjusted value		$v_i$	Dg	Sig	Main flux	Lab	$F$	Reference
$^{135}\text{Sb}(\beta^-)^{135}\text{Te}$	8120	50				3			Stu		89Ho08
$^{135}\text{Te}(\beta^-)^{135}\text{I}$	5970	200	5960	90	0.0	2					85Sa15
	5960	100			0.0	2		Bwg			87Gr.A
$^{135}\text{I}(\beta^-)^{135}\text{Xe}$	2780	80	2627	6	-1.9	U					70Ma19
	2590	50			0.7	U			Stu		76Lu04
	2627	6			0.1	1	96 94	$^{135}\text{I}$	Stu		99Fo01
$^{135}\text{Xe}(\beta^-)^{135}\text{Cs}$	1155	10	1165	4	1.0	-					52Be55
	1167	5			-0.4	-			Stu		99Fo01
	ave.	1165	4		0.0	1	98 98	$^{135}\text{Xe}$			average
$^{135}\text{La}(\beta^+)^{135}\text{Ba}$	1200	10				2					71Ba18
$^{135}\text{Ce}(\beta^+)^{135}\text{La}$	2027	5	2026	5	-0.3	3					76Ga.A
	2016	13			0.7	3					81Sa09
$^{135}\text{Pr}(\beta^+)^{135}\text{Ce}$	3720	150	3689	16	-0.2	U					54Ha68
$^{135}\text{Pm}^m(\beta^+)^{135}\text{Nd}$	6040	150	6290#	120#	1.6	U			Dbn		95Ve08 *
* $^{135}\text{Ce}-\text{C}_{11,25}$	M-A=-84114(28) keV for $^{135}\text{Ce}^m$ at Eexc=445.8 keV										NDS985**
* $^{135}\text{Nd}-\text{C}_{11,25}$	M-A=-76174(28) keV for mixture gs+m at 65.0 keV										NDS985**
* $^{135}\text{Pm}-\text{C}_{11,25}$	M-A=-69952(28) keV for mixture gs+m at 50#100 keV										Nubase **
* $^{135}\text{Sm}-\text{C}_{11,25}$	M-A=-62857(38) keV for mixture gs+m at 0#300 keV										Nubase **
* $^{135}\text{Nd}-^{133}\text{Cs}_{1,015}$	$D_M=14179(14)$ uu for gs+m mixture at 65.0 keV; M-A=-76185(13) keV										NDS985**
* $^{135}\text{Pm}^m(\beta^+)^{135}\text{Nd}$	$E^+=4920(150)$ to mixture ground-state and 198.5 level										95Ve08 **
$\text{C}_{10} \text{H}_{16}-^{136}\text{Xe}$	217982.	3.9	217982	8	0.0	1	60 60	$^{136}\text{Xe}$	M16	2.5	63Da10
$^{136}\text{La}-\text{C}_{11,333}$	-92392	87	-92360	60	0.3	2			GS2	1.0	03Li.A *
$^{136}\text{Nd}-\text{C}_{11,333}$	-85044	30	-85024	13	0.7	R			GS2	1.0	03Li.A
$^{136}\text{Pm}-\text{C}_{11,333}$	-76405	91	-76430	80	-0.3	2			GS2	1.0	03Li.A *
$^{136}\text{Sm}-\text{C}_{11,333}$	-71768	30	-71724	13	1.5	R			GS2	1.0	03Li.A
$^{136}\text{Pr}-^{133}\text{Cs}_{1,023}$	9418	15	9414	13	-0.2	1	77 77	$^{136}\text{Pr}$	MA5	1.0	00Be42
$^{136}\text{Nd}-^{133}\text{Cs}_{1,023}$	11703	14	11699	13	-0.3	2			MA5	1.0	00Be42
$^{136}\text{Pm}^m-^{133}\text{Cs}_{1,023}$	20429	100				2			MA5	1.0	00Be42 *
$^{136}\text{Sm}-^{133}\text{Cs}_{1,023}$	25009	15	24998	13	-0.7	2			MA5	1.0	00Be42
$^{136}\text{Te}(\beta^-)^{136}\text{I}$	1285	50	1290	40	0.2	1	80 80	$^{136}\text{Te}$			84Kr.B
$^{136}\text{Xe}(d,^3\text{He})^{135}\text{I}$	-4438	30	-4431	10	0.2	1	11 6	$^{135}\text{I}$	Oak		71Wi04
$^{136}\text{Xe}(d,t)^{135}\text{Xe}$	-1723	40	-1822	8	-2.5	U			Oak		68Mo21
$^{135}\text{Ba}(n,\gamma)^{136}\text{Ba}$	9107.74	0.04	9107.74	0.04	0.0	-			MMn		90Is07 Z
	9107.73	0.19			0.1	-			Bdn		03Fi.A
	ave.	9107.74	0.04		0.0	1	100 99	$^{136}\text{Ba}$			average
$^{136}\text{Te}(\beta^-)^{136}\text{I}$	5100	150	5070	60	-0.2	-					77Sc21
	5095	100			-0.2	-			Bwg		87Gr.A
	ave.	5100	80		-0.3	1	46 26	$^{136}\text{I}$			average
$^{136}\text{I}(\beta^-)^{136}\text{Xe}$	6960	100	6930	50	-0.3	-					59Jo37
	6690	150			1.6	B			Stu		76Lu04
	6925	70			0.0	-			Bwg		87Gr.A
	ave.	6940	60		-0.2	1	74 74	$^{136}\text{I}$			average
$^{136}\text{I}^m(\beta^-)^{136}\text{Xe}$	7100	230	7580	110	2.1	2			Stu		76Lu04
	7705	120			-1.1	2			Bwg		87Gr.A
$^{136}\text{Cs}(\beta^-)^{136}\text{Ba}$	2548.1	2.0	2548.2	1.9	0.1	2					54O105
	2549	5			-0.2	2					65Re07
$^{136}\text{La}(\beta^+)^{136}\text{Ba}$	2870	70	2850	50	-0.3	R					59Gi50
$^{136}\text{Pr}(\beta^+)^{136}\text{Ce}$	5084	50	5141	15	1.1	U					68Zh04
	5114	75			0.4	U					71Ke07
	5134	20			0.4	1	53 30	$^{136}\text{Ce}$	IRS		83Al.B
$^{136}\text{Nd}(\beta^+)^{136}\text{Pr}$	2211	25	2128	17	-3.3	B					75Br16
$^{136}\text{Pm}(\beta^+)^{136}\text{Nd}$	7850	200	8000	80	0.8	R			IRS		83Al06 *
* $^{136}\text{La}-\text{C}_{11,333}$	M-A=-85935(32) keV for mixture gs+m at 255(9) keV										Nubase **
* $^{136}\text{Pm}-\text{C}_{11,333}$	M-A=-71091(28) keV for mixture gs+m at 160(130) keV										Nubase **
* $^{136}\text{Pm}^m-^{133}\text{Cs}_{1,023}$	Slightly contaminated by ground-state, original error (20) increased										00Be42 **
* $^{136}\text{Pm}(\beta^+)^{136}\text{Nd}$	$E^-=4732(70)$ probably from high spin isomer going to several high spin levels around 2100										AHW **
*											NDS941**



Item	Input value	Adjusted value	$v_i$	Dg	Sig	Main flux	Lab	$F$	Reference
$^{137}\text{La}-\text{C}_{11,417}$	-93556	30	-93506	14	1.7	U	GS2	1.0	03Li.A
$^{137}\text{Ce}-\text{C}_{11,417}$	-92101	85	-92194	14	-1.1	U	GS2	1.0	03Li.A *
$^{137}\text{Nd}-\text{C}_{11,417}$	-85438	30	-85433	12	0.2	1	17	17	$^{137}\text{Nd}$
$^{137}\text{Pm}-\text{C}_{11,417}$	-79608	62	-79521	14	1.4	U	GS2	1.0	03Li.A *
$^{137}\text{Sm}-\text{C}_{11,417}$	-73025	69	-73030	50	0.0	-	GS2	1.0	03Li.A *
ave.	-73030	50			0.0	1	78	78	$^{137}\text{Sm}$
$^{137}\text{Pr}-^{133}\text{Cs}_{1,030}$	8095	15	8090	13	-0.3	1	71	71	$^{137}\text{Pr}$
$^{137}\text{Nd}-^{133}\text{Cs}_{1,030}$	11947	14	11952	12	0.3	1	78	78	$^{137}\text{Nd}$
$^{137}\text{Pm}-^{133}\text{Cs}_{1,030}$	17864	14				2			
$^{137}\text{Sm}-^{133}\text{Cs}_{1,030}$	24350	78	24360	50	0.1	R	MA5	1.0	00Be42 *
$^{137}\text{I}(\beta^-n)^{136}\text{Xe}$	1850	30	1851	27	0.0	2			84Kr.B
$^{136}\text{Xe}(n,\gamma)^{137}\text{Xe}$	4025.5	0.5	4025.53	0.11	0.1	U			77Fo02 Z
	4025.8	0.3			-0.9	U			77Pr07 Z
	4025.53	0.11				2			03Fi.A
$^{136}\text{Xe}(^3\text{He,d})^{137}\text{Cs}$	1918	12	1916	7	-0.2	1	34	34	$^{136}\text{Xe}$
$^{136}\text{Ba}(n,\gamma)^{137}\text{Ba}$	6905.54	0.10	6905.61	0.08	0.7	-			MMn
	6905.70	0.12			-0.8	-			Mtn
	6905.74	0.16			-0.8	U			Bdn
ave.	6905.61	0.08			0.0	1	100	99	$^{137}\text{Ba}$
$^{136}\text{Ce}(n,\gamma)^{137}\text{Ce}$	7481.3	0.4	7481.54	0.16	0.6	-			
	7481.58	0.17			-0.3	-			Bdn
ave.	7481.54	0.16			0.0	1	100	62	$^{136}\text{Ce}$
$^{137}\text{Te}(\beta^-)^{137}\text{I}$	7030	300	6940	120	-0.3	3			
	6925	130			0.1	3			Bwg
$^{137}\text{I}(\beta^-)^{137}\text{Xe}$	5880	60	5877	27	-0.1	R			Bwg
$^{137}\text{Cs}(\beta^-)^{137}\text{Ba}$	1175.55	0.26	1175.63	0.17	0.3	-			
	1175.69	0.23			-0.3	-			
ave.	1175.63	0.17			0.0	1	100	100	$^{137}\text{Cs}$
$^{137}\text{Ce}(\beta^+)^{137}\text{La}$	1222.1	1.6				2			
$^{137}\text{Pr}(\beta^+)^{137}\text{Ce}$	2702	10	2701	9	-0.1	1	87	62	$^{137}\text{Ce}$
$^{137}\text{Nd}(\beta^+)^{137}\text{Pr}$	3690	54	3597	16	-1.7	1	9	5	$^{137}\text{Pr}$
$^{137}\text{Pm}^m(\beta^+)^{137}\text{Nd}$	5690	130	5660	50	-0.3	-			IRS
	5650	60			0.1	-			Dbn
ave.	5660	50			0.0	1	71	70	$^{137}\text{Pm}^m$
$^{137}\text{Sm}(\beta^+)^{137}\text{Pm}^m$	5900	70	5900	50	0.0	1	53	30	$^{137}\text{Pm}^m$
$^{137}\text{Ce}-\text{C}_{11,417}$	M-A=-85665(29) keV for mixture gs+m at 254.29 keV								
$^{137}\text{Pm}-\text{C}_{11,417}$	M-A=-74079(28) keV for mixture gs+m at 150(50) keV								
$^{137}\text{Sm}-\text{C}_{11,417}$	M-A=-67932(28) keV for mixture gs+m at 180#50 keV								
$^{137}\text{Sm}-^{133}\text{Cs}_{1,030}$	Might be a mixture of gs and isomer say authors								
*	$D_M=24447(14)$ uu for mixture gs+m at 180#50 keV; M-A=-67941(13)								
$^{137}\text{Cs}(\beta^-)^{137}\text{Ba}$	$E^- = 513.89(0.26)$ to $^{137}\text{Ba}^m$ at 661.660								
$^{137}\text{Cs}(\beta^-)^{137}\text{Ba}$	$E^- = 514.03(0.23)$ to $^{137}\text{Ba}^m$ at 661.660								
$^{137}\text{Nd}(\beta^+)^{137}\text{Pr}$	$E^+ = 2592(54)$ to 75.5 level								
$^{137}\text{Pm}^m(\beta^+)^{137}\text{Nd}$	$E^+ = 4132(+150-115)$ to $^{137}\text{Nd}^m$ at 519.6								
$^{137}\text{Pm}^m(\beta^+)^{137}\text{Nd}$	$E^+ = 4110(60)$ to $11/2^-$ $^{137}\text{Nd}^m$ at 519.6								
$^{138}\text{Pr}^m-\text{C}_{11,5}$	-88896	30	-88872	19	0.8	2	GS2	1.0	03Li.A
$^{138}\text{Nd}-\text{C}_{11,5}$	-88060	130	-88050	13	0.1	o	GS1	1.0	00Ra23
	-88060	30			0.3	R	GS2	1.0	03Li.A
$^{138}\text{Pm}-\text{C}_{11,5}$	-80242	141	-80452	30	-1.5	o	GS1	1.0	00Ra23 *
	-80454	35			0.1	2	GS2	1.0	03Li.A *
$^{138}\text{Sm}-\text{C}_{11,5}$	-76766	30	-76756	13	0.3	R	GS2	1.0	03Li.A
$^{138}\text{Eu}-\text{C}_{11,5}$	-66291	30				2	GS2	1.0	03Li.A
$^{138}\text{Cs}-^{133}\text{Cs}_{1,038}$	9157	14	9158	10	0.0	1	49	49	$^{138}\text{Cs}$
$^{138}\text{Nd}-^{133}\text{Cs}_{1,038}$	10093	14	10091	13	-0.2	2	MA5	1.0	00Be42

Item	Input value	Adjusted value	$v_i$	Dg	Sig	Main flux	Lab	F	Reference	
$^{138}\text{Pm}^m_{-133}\text{Cs}_{1.038}$	17721	14			2		MA5	1.0	00Be42	
$^{138}\text{Sm}_{-133}\text{Cs}_{1.038}$	21387	14	21385	13	-0.2	2	MA5	1.0	00Be42	
$^{138}\text{Ce}_{-136}\text{Ce}$	-1158	20	-1181	17	-0.5	1	12 8 $^{136}\text{Ce}$	M17	2.5	66Be10
$^{137}\text{Ba}(n,\gamma)^{138}\text{Ba}$	8611.72	0.04	8611.72	0.04	0.0	1	100 99 $^{138}\text{Ba}$	MMn		90Is07 Z
	8611.5	0.15			1.5	U		Ltn		95Bo05
	8611.63	0.18			0.5	U		Bdn		03Fi.A
$^{138}\text{I}(\beta^-)^{138}\text{Xe}$	7820	70			3			Bwg		87Gr.A
$^{138}\text{Xe}(\beta^-)^{138}\text{Cs}$	2700	50	2740	40	0.7	2				72Mo33
	2830	80			-1.2	2		Trs		78Wo15
$^{138}\text{Cs}^x(\text{IT})^{138}\text{Cs}$	40	23			2					82Au01
$^{138}\text{Cs}(\beta^-)^{138}\text{Ba}$	5388	25	5374	9	-0.6	-		Gsn		81De25
	5370	15			0.3	-		McG		84He.A
ave.	5375	13			0.0	1	51 51 $^{138}\text{Cs}$			average
$^{138}\text{Pr}(\beta^+)^{138}\text{Ce}$	4437	10			2					71Af05
$^{138}\text{Pr}^m(\beta^+)^{138}\text{Ce}$	4801	20	4785	20	-0.8	R				64Fu08
$^{138}\text{Nd}(\beta^+)^{138}\text{Pr}$	2020	100	1113	19	-9.1	C				61Bo.B
$^{138}\text{Pm}(\beta^+)^{138}\text{Nd}$	7090	100	7078	30	-0.1	R		IRS		83Al06
	7080	60			0.0	R		Dbn		95Ve08
$^{138}\text{Pm}^m(\beta^+)^{138}\text{Nd}$	7000	250	7107	18	0.4	U				81De38 *
$^{138}\text{Pm}-\text{C}_{11.5}$	M-A=-74730(130) keV for mixture gs+m at 30(30) keV									Nubase **
$^{138}\text{Pm}-\text{C}_{11.5}$	M-A=-74927(28) keV for mixture gs+m at 30(30) keV									Nubase **
$^{138}\text{Pm}^m(\beta^+)^{138}\text{Nd}$	E <sup>+</sup> =3900(200) to spin 5 and 6 levels at 1990.5, 2134.3 and 2222.0									NDS935**
$^{139}\text{Nd}-\text{C}_{11.583}$	-87840	79	-88022	28	-2.3	1	12 12 $^{139}\text{Nd}$	GS2	1.0	03Li.A *
$^{139}\text{Sm}-\text{C}_{11.583}$	-77704	30	-77703	12	0.0	R		GS2	1.0	03Li.A
	-77711	30			0.3	R		GS2	1.0	03Li.A *
$^{139}\text{Eu}-\text{C}_{11.583}$	-70215	30	-70208	14	0.2	R		GS2	1.0	03Li.A
$^{139}\text{Pm}_{-133}\text{Cs}_{1.045}$	15604	15	15607	14	0.2	1	93 93 $^{139}\text{Pm}$	MA5	1.0	00Be42
$^{139}\text{Sm}_{-133}\text{Cs}_{1.045}$	21101	14	21099	12	-0.1	2		MA5	1.0	00Be42
$^{139}\text{Eu}_{-133}\text{Cs}_{1.045}$	28597	16	28595	14	-0.1	2		MA5	1.0	00Be42
$^{138}\text{Cs}^x_{-139}\text{Cs}_{.496}$ $^{137}\text{Cs}_{.504}$	770	40	799	25	0.3	U		P23	2.5	82Au01
$^{138}\text{Ba}(n,\gamma)^{139}\text{Ba}$	4723.43	0.04	4723.43	0.04	0.0	1	100 99 $^{139}\text{Ba}$	MMn		90Is07 Z
	4723.20	0.14			1.6	U		Bdn		03Fi.A
$^{138}\text{La}(d,p)^{139}\text{La}$	6553	3	6553.4	2.6	0.1	2		Tal		71Du02
$^{139}\text{La}(d,t)^{138}\text{La}$	-2522	5	-2520.8	2.6	0.2	2		Tal		72La20
$^{139}\text{I}(\beta^-)^{139}\text{Xe}$	6806	23			4			Bwg		92Gr06
$^{139}\text{Xe}(\beta^-)^{139}\text{Cs}$	5020	60	5057	21	0.6	3		Trs		78Wo15
	5062	22			-0.2	3		Bwg		92Gr06
$^{139}\text{Cs}(\beta^-)^{139}\text{Ba}$	4214	4	4213	3	-0.3	2		McG		84He.A
	4211	5			0.4	2		Gsn		92Pr04
$^{139}\text{Ba}(\beta^-)^{139}\text{La}$	2307	5	2317.6	2.4	2.1	-				75Fl07
	2316	4			0.4	-		McG		84He.A
ave.	2312	3			1.6	1	59 59 $^{139}\text{La}$			average
$^{139}\text{Ce}(\epsilon)^{139}\text{La}$	278	7	279	7	0.1	1	99 98 $^{139}\text{Ce}$			Averag *
$^{139}\text{Pr}(\beta^+)^{139}\text{Ce}$	2129	3	2129.2	3.0	0.1	1	100 98 $^{139}\text{Pr}$			81Ar.A
$^{139}\text{Nd}(\beta^+)^{139}\text{Pr}$	2787	50	2832	26	0.9	1	28 26 $^{139}\text{Nd}$			75Vy02 *
$^{139}\text{Pm}(\beta^+)^{139}\text{Nd}$	4450	100	4495	25	0.5	-				77De06
	4540	40			-1.1	-		IRS		83Al06
	4470	50			0.5	-		Dbn		95Ve08
ave.	4507	30			-0.4	1	69 62 $^{139}\text{Nd}$			average
$^{139}\text{Sm}(\beta^+)^{139}\text{Pm}$	5430	150	5116	17	-2.1	U				82De06
	5510	150			-2.6	B		IRS		83Al06 *
$^{139}\text{Eu}(\beta^+)^{139}\text{Sm}$	6080	50	6982	17	18.0	C		Dbn		95Ve08
$^{139}\text{Nd}-\text{C}_{11.583}$	M-A=-81707(30) keV for mixture gs+m at 231.15 keV									NDS013**
$^{139}\text{Sm}-\text{C}_{11.583}$	M-A=-71930(28) keV for $^{139}\text{Sm}^m$ at Eexc=457.40 keV									NDS013**
$^{139}\text{Ce}(\epsilon)^{139}\text{La}$	Average pK=0.73(0.01) to 165.86 level from 10 references:									AHW **
*	pK=0.76 (0.04)									54Pr31 **
*	pK=0.73 (0.01)									56Ke23 **
*	pK=0.68 (0.02)									67Ma07 **
*	pK=0.75 (0.01)									68Ad08 **
*	pK=0.69 (0.02)									68Va08 **
*	pK=0.716(0.02)									72Ca07 **

Item	Input value	Adjusted value	$v_i$	Dg	Sig	Main flux Lab	F	Reference
*	pK=0.78 (0.02)							72Sc08 **
*	pK=0.726(0.010)							75Ha43 **
*	pK=0.801(0.034)							75Pl06 **
*	pK=0.705(0.020)							76Ha36 **
* <sup>139</sup> Nd( $\beta^+$ ) <sup>139</sup> Pr	E <sup>+</sup> =1770(50); and 1170(50) from <sup>139</sup> Nd <sup>m</sup> at 231.15 to 821.98 level							NDS897**
* <sup>139</sup> Sm( $\beta^+$ ) <sup>139</sup> Pm	E <sup>+</sup> =4735(+180–130) from <sup>139</sup> Sm <sup>m</sup> at 457.8 to <sup>139</sup> Pm <sup>m</sup> at 188.7							NDS897**
<sup>140</sup> Nd–C <sub>11.667</sub>	–90448	30			2		GS2	1.0 03Li.A
<sup>140</sup> Pm <sup>m</sup> –C <sub>11.667</sub>	–83532	30	–83503	14	1.0	R	GS2	1.0 03Li.A
<sup>140</sup> Sm–C <sub>11.667</sub>	–81018	30	–81005	13	0.4	R	GS2	1.0 03Li.A
<sup>140</sup> Gd–C <sub>11.667</sub>	–66326	30			2		GS2	1.0 03Li.A
<sup>140</sup> Cs– <sup>133</sup> Cs <sub>1.053</sub>	16836	14	16841	9	0.4	–	MA1	1.0 99Am05
	16857	14			–1.1	–	MA4	1.0 99Am05
ave.	16847	10			–0.5	1	79 79 <sup>140</sup> Cs	average
<sup>140</sup> Ba– <sup>133</sup> Cs <sub>1.053</sub>	10150	14	10164	9	1.0	1	37 37 <sup>140</sup> Ba	MA1 1.0 99Am05
<sup>140</sup> Pm <sup>m</sup> – <sup>133</sup> Cs <sub>1.053</sub>	16064	16	16056	14	–0.5	2		MA5 1.0 00Be42
<sup>140</sup> Sm– <sup>133</sup> Cs <sub>1.053</sub>	18557	15	18554	13	–0.2	2		MA5 1.0 00Be42
<sup>140</sup> Ce– <sup>138</sup> Ce	–543	8	–553	11	–0.5	1	28 28 <sup>138</sup> Ce	M17 2.5 66Be10
<sup>138</sup> Ce(t,p) <sup>140</sup> Ce	8184	15	8176	10	–0.6	–		LAl 72Mu09
<sup>140</sup> Ce(p,p) <sup>138</sup> Ce	–8167	20	–8176	10	–0.4	–		Brk 77Sh06
<sup>138</sup> Ce(t,p) <sup>140</sup> Ce	8178	12	8176	10	–0.2	1	68 68 <sup>138</sup> Ce	average
<sup>139</sup> La(n, $\gamma$ ) <sup>140</sup> La	5160.97	0.05	5160.98	0.04	0.1	–		MMn 90Is09 Z
	5161.00	0.10			–0.2	–		Bdn 03Fi.A
ave.	5160.98	0.04			0.0	1	100 59 <sup>140</sup> La	average
<sup>140</sup> Ho(p) <sup>139</sup> Dy	1093.9	10.				3		99Ry04
<sup>140</sup> Xe( $\beta^-$ ) <sup>140</sup> Cs	4060	60				2		Trs 78Wo15
<sup>140</sup> Cs( $\beta^-$ ) <sup>140</sup> Ba	6212	20	6220	10	0.4	–		Gsn 92Pr04
	6199	25			0.9	–		Ida 93Gr17
ave.	6207	16			0.9	1	40 21 <sup>140</sup> Cs	average
<sup>140</sup> Ba( $\beta^-$ ) <sup>140</sup> La	1060	20	1050	8	–0.5	–		49Be36
	1050	20			0.0	–		59Bo61
	1055	30			–0.2	–		65Bu07
ave.	1055	13			–0.4	1	40 37 <sup>140</sup> Ba	average
<sup>140</sup> La( $\beta^-$ ) <sup>140</sup> Ce	3760.2	2.0	3762.2	1.8	1.0	1	84 45 <sup>140</sup> Ce	72Na04
<sup>140</sup> Pr( $\beta^+$ ) <sup>140</sup> Ce	3388	6				2		68Ab17
<sup>140</sup> Nd( $\epsilon$ ) <sup>140</sup> Pr	160	60	444	29	4.7	B		72Ba91
<sup>140</sup> Pm( $\beta^+$ ) <sup>140</sup> Nd	6080	100	6045	24	–0.3	U		75Ke09
	6090	40			–1.1	3		IRS 83Al06
	6020	30			0.8	3		Dbn 95Ve08
<sup>140</sup> Pm <sup>m</sup> ( $\beta^+$ ) <sup>140</sup> Nd	6484	70	6470	30	–0.2	B		75Ke09
<sup>140</sup> Sm( $\epsilon$ ) <sup>140</sup> Pm	3400	300	2750	40	–2.2	U		87De04
<sup>140</sup> Eu( $\beta^+$ ) <sup>140</sup> Sm	8400	400	8470	50	0.2	U		LBL 91Fi03
	8470	50				3		Dbn 95Ve08
<sup>140</sup> Gd( $\beta^+$ ) <sup>140</sup> Eu	4800	400	5200	60	1.0	U		LBL 91Fi03
<sup>140</sup> Tb( $\beta^+$ ) <sup>140</sup> Gd	11300	800				3		LBL 91Fi03 *
* <sup>140</sup> Tb( $\beta^+$ ) <sup>140</sup> Gd	Lower limit							91Fi03 **
<sup>141</sup> Pr–C <sub>11.75</sub>	–92374	30	–92347.2	2.6	0.9	U		GS2 1.0 03Li.A
<sup>141</sup> Nd–C <sub>11.75</sub>	–90401	30	–90390	4	0.4	U		GS2 1.0 03Li.A
	–90365	30			–0.8	U		GS2 1.0 03Li.A *
<sup>141</sup> Sm–C <sub>11.75</sub>	–81496	62	–81524	9	–0.4	U		GS2 1.0 03Li.A *
<sup>141</sup> Eu–C <sub>11.75</sub>	–75048	42	–75069	14	–0.5	U		GS2 1.0 03Li.A *
<sup>141</sup> Gd–C <sub>11.75</sub>	–67881	30	–67874	21	0.2	2		GS2 1.0 03Li.A *
	–67867	30			–0.2	2		GS2 1.0 03Li.A *
<sup>141</sup> Tb–C <sub>11.75</sub>	–58552	113				2		GS2 1.0 03Li.A *

Item	Input value	Adjusted value	$v_i$	Dg	Sig	Main flux	Lab	F	Reference
$^{141}\text{Cs}-^{133}\text{Cs}_{1.060}$	20269	16	20267	11	-0.1	1	50 50 $^{141}\text{Cs}$	MA4	1.0 99Am05
$^{141}\text{Ba}-^{133}\text{Cs}_{1.060}$	14625	15	14632	9	0.5	-		MA1	1.0 99Am05
	14631	16			0.1	-		MA4	1.0 99Am05
ave.	14628	11			0.4	1	63 63 $^{141}\text{Ba}$		average
$^{141}\text{Pm}-^{133}\text{Cs}_{1.060}$	13776	15				2		MA5	1.0 00Be42
$^{141}\text{Sm}-^{133}\text{Cs}_{1.060}$	18692	14	18697	9	0.4	1	44 44 $^{141}\text{Sm}$	MA5	1.0 00Be42 *
$^{141}\text{Eu}-^{133}\text{Cs}_{1.060}$	25164	15	25152	14	-0.8	1	82 82 $^{141}\text{Eu}$	MA5	1.0 00Be42 *
$^{140}\text{Cs}-^{141}\text{Cs}_{894}^{131}\text{Cs}_{107}$	-970	40	-1046	12	-0.8	U		P23	2.5 82Au01
$^{141}\text{Cs}(\beta^-n)^{140}\text{Ba}$	735	30	723	13	-0.4	1	18 11 $^{141}\text{Cs}$		84Kr.B
$^{140}\text{Ce}(n,\gamma)^{141}\text{Ce}$	5428.6	0.6	5428.14	0.10	-0.8	U		BNn	70Ge03 Z
	5428.01	0.20			0.7	-		PTn	80Ba.A Z
	5428.19	0.12			-0.4	-		Bdn	03Fi.A
ave.	5428.14	0.10			0.0	1	100 54 $^{141}\text{Ce}$		average
$^{141}\text{Ho}(p)^{140}\text{Dy}$	1177.4	8.	1177	7	-0.1	3			98Da03
	1172.9	20.			0.2	3			99Ry04 *
$^{141}\text{Xe}(\beta^-)^{141}\text{Cs}$	6150	90				2		Trs	78Wo15
$^{141}\text{Cs}(\beta^-)^{141}\text{Ba}$	5242	15	5249	11	0.4	1	53 36 $^{141}\text{Cs}$	Gsn	92Pr04
$^{141}\text{Ba}(\beta^-)^{141}\text{La}$	3208	35	3213	9	0.1	-		Gsn	81De25
	3217	20			-0.2	-		McG	84He.A
ave.	3215	17			-0.1	1	26 20 $^{141}\text{Ba}$		average
$^{141}\text{La}(\beta^-)^{141}\text{Ce}$	2502	4	2502	4	0.0	1	96 95 $^{141}\text{La}$	McG	84He.A
$^{141}\text{Ce}(\beta^-)^{141}\text{Pr}$	584	3	580.8	1.1	-1.1	-			50Fr58
	585	4			-1.1	-			52Ko27
	576.4	2.0			2.2	-			55Jo02
	581.4	2.0			-0.3	-			68Be06
	582.2	2.6			-0.5	-			79Ha09
ave.	580.6	1.1			0.1	1	92 47 $^{141}\text{Pr}$		average
$^{141}\text{Nd}(\beta^+)^{141}\text{Pr}$	1816	8	1823.0	2.8	0.9	2			73Bu21
	1824	3			-0.3	2			76Ga.A *
$^{141}\text{Pm}(\beta^+)^{141}\text{Nd}$	3730	40	3675	14	-1.4	B			70Ch29
	3640	70			0.5	U			75Ke09
$^{141}\text{Sm}(\beta^+)^{141}\text{Pm}$	4580	50	4584	16	0.1	U			77Ke03 *
	4463	60			2.0	U		IRS	83Al06
	4524	80			0.8	U		IRS	93Al03 *
$^{141}\text{Eu}(\beta^+)^{141}\text{Sm}$	6030	100	6012	14	-0.2	U			77De25
	5950	40			1.6	-		IRS	83Al06
	6035	60			-0.4	U			85Af.A
	5550	100			4.6	B		IRS	93Al03
	5980	40			0.8	-		Dbn	95Ve08 *
ave.	5965	28			1.7	1	26 18 $^{141}\text{Eu}$		average
* $^{141}\text{Nd}-\text{C}_{11.75}$	M-A=-83418(28) keV for $^{141}\text{Nd}^m$ at Eexc=756.51 keV								NDS012**
* $^{141}\text{Sm}-\text{C}_{11.75}$	M-A=-75825(28) keV for mixture gs+m at 176.0 keV								NDS012**
* $^{141}\text{Eu}-\text{C}_{11.75}$	M-A=-69858(28) keV for mixture gs+m at 96.45 keV								NDS012**
* $^{141}\text{Gd}-\text{C}_{11.75}$	M-A=-62840(28) keV for $^{141}\text{Gd}^m$ at Eexc=377.8 keV								NDS012**
* $^{141}\text{Tb}-\text{C}_{11.75}$	M-A=-54541(34) keV for mixture gs+m at 0#200 keV								Nubase **
* $^{141}\text{Sm}-^{133}\text{Cs}_{1.060}$	$D_M=18694(14)$ and $D_M=18878(14)$ from $^{141}\text{Sm}^m$ at 175.8								00Be42 **
* $^{141}\text{Eu}-^{133}\text{Cs}_{1.060}$	Slight (< 10%) isomeric contamination cannot be excluded								00Be42 **
* $^{141}\text{Ho}(p)^{140}\text{Dy}$	Ep=1230(20) from $^{141}\text{Ho}^m$ at 66(2)								01Se03 **
* $^{141}\text{Nd}(\beta^+)^{141}\text{Pr}$	Was erroneously quoted 77Ga.A in the 1993 tables								GAu **
* $^{141}\text{Sm}(\beta^+)^{141}\text{Pm}$	E <sup>+</sup> =3180(50), 3100(50) to 403.85, 438.29 levels and E <sup>+</sup> =1670(70), 1600(70)								NDS918**
*	from $^{141}\text{Sm}^m$ at 175.8 to 2091.66, 2119.0 levels								77Ke03 **
* $^{141}\text{Sm}(\beta^+)^{141}\text{Pm}$	Q <sup>+</sup> =4700(80) from $^{141}\text{Sm}^m$ at 175.8								NDS918**
* $^{141}\text{Eu}(\beta^+)^{141}\text{Sm}$	E <sup>+</sup> =4960(40) to 1.58 level								NDS918**
$^{142}\text{Cs}-^{133}\text{Cs}_{1.068}$	25270	16	25276	11	0.4	1	51 51 $^{142}\text{Cs}$	MA4	1.0 99Am05
$^{142}\text{Ba}-^{133}\text{Cs}_{1.068}$	17410	15	17431	7	1.4	-		MA1	1.0 99Am05
	17420	16			0.7	-		MA4	1.0 99Am05
ave.	17415	11			1.5	1	37 37 $^{142}\text{Ba}$		average
$^{142}\text{Pm}-\text{C}_{11.833}$	-87136	30	-87126	27	0.3	2		GS2	1.0 03Li.A

Item	Input value	Adjusted value	$v_i$	Dg	Sig	Main flux	Lab	$F$	Reference
$^{142}\text{Sm}-^{133}\text{Cs}_{1.068}$	16173	14	16175	6	0.1	1	19 19 $^{142}\text{Sm}$	MA5	1.0 00Be42
$^{142}\text{Eu}^m-^{133}\text{Cs}_{1.068}$	24909	15	24910	13	0.1	2		MA5	1.0 00Be42
$^{142}\text{Eu}^m-\text{C}_{11.833}$	-76063	30	-76067	13	-0.1	R		GS2	1.0 03Li.A
$^{142}\text{Gd}-\text{C}_{11.833}$	-71884	30						GS2	1.0 03Li.A
$^{142}\text{Ce}-^{140}\text{Ce}$	3818	3	3805.5	2.6	-1.7	1	12 9 $^{142}\text{Ce}$	M17	2.5 66Be10
$^{140}\text{Cs}-^{142}\text{Cs}_{789}$ $^{132}\text{Cs}_{212}$	-2950	40	-2938	12	0.1	U		P23	2.5 82Au01
$^{141}\text{Cs}-^{142}\text{Cs}_{794}$ $^{137}\text{Cs}_{206}$	-580	40	-660	13	-0.8	U		P23	2.5 82Au01
$^{138}\text{Cs}^{\text{r}}-^{142}\text{Cs}_{194}$ $^{137}\text{Cs}_{806}$	550	40	588	25	0.4	U		P23	2.5 82Au01
$^{141}\text{Cs}-^{142}\text{Cs}_{496}$ $^{140}\text{Cs}_{504}$	-663	19	-668	12	-0.1	U		P33	2.5 86Au02
$^{140}\text{Ce}(\text{t,p})^{142}\text{Ce}$	4112	5	4116.0	2.4	0.8	1	23 17 $^{142}\text{Ce}$	LAl	72Mu09
$^{142}\text{Nd}(\text{p,t})^{140}\text{Nd}$	-9150	20	-9364	28	-10.7	B		Osa	71Ya10 *
$^{141}\text{Pr}(\text{n},\gamma)^{142}\text{Pr}$	5843.14	0.10	5843.15	0.08	0.1	-		MMn	81Ke11 Z
	5843.16	0.12			-0.1	-		Bdn	03Fi.A
ave.	5843.15	0.08			0.0	1	100 53 $^{141}\text{Pr}$		average
$^{142}\text{Xe}(\beta^-)^{142}\text{Cs}$	5040	100						Trs	78Wo15
$^{142}\text{Cs}(\beta^-)^{142}\text{Ba}$	7280	40	7308	11	0.7	U		Bwg	87Gr.A
	7315	15			-0.5	1	51 42 $^{142}\text{Cs}$	Gsn	92Pr04
$^{142}\text{Ba}(\beta^-)^{142}\text{La}$	2200	25	2212	5	0.5	U			83Ch39
	2216	5			-0.9	1	84 54 $^{142}\text{Ba}$	McG	84He.A
$^{142}\text{La}(\beta^-)^{142}\text{Ce}$	4510	6	4504	5	-1.0	1	77 70 $^{142}\text{La}$	McG	84He.A
$^{142}\text{Pr}(\beta^-)^{142}\text{Nd}$	2164	2	2162.5	1.5	-0.8	-			66Be12
	2158	3			1.5	-			75Ra09
ave.	2162.2	1.7			0.2	1	82 53 $^{142}\text{Pr}$		average
$^{142}\text{Pm}(\beta^+)^{142}\text{Nd}$	4800	80	4798	25	0.0	R			60Ma.A
	4880	80			-1.0	R		IRS	83Al06
	4880	160			-0.5	U		LBL	91Fi03
$^{142}\text{Sm}(\beta^+)^{142}\text{Pm}$	2050	70	2164	26	1.6	C			60Ma.A
$^{142}\text{Eu}(\beta^+)^{142}\text{Sm}$	7400	100	7670	30	2.7	U			82Gr.A
	7000	300			2.2	U			91Fi03
	7673	30						Dbn	94Po26
$^{142}\text{Eu}^m(\beta^+)^{142}\text{Sm}$	8150	100	8137	14	-0.1	U			75Ke08
	8174	50			-0.7	U		IRS	83Al06
	7480	100			6.6	B		IRS	93Al03 *
	8150	60			-0.2	U		Dbn	94Po26
$^{142}\text{Gd}(\beta^+)^{142}\text{Eu}$	4200	300	4360	40	0.5	U		LBL	91Fi03
$^{142}\text{Tb}(\beta^+)^{142}\text{Gd}$	10400	700	9900#	300#	-0.7	D		LBL	91Fi03 *
$^{142}\text{Dy}(\beta^+)^{142}\text{Tb}$	7100	200				4		LBL	91Fi03
* $^{142}\text{Nd}(\text{p,t})^{140}\text{Nd}$	Disagrees strongly with $^{140}\text{Nd}-\text{C}$								AHW **
* $^{142}\text{Eu}^m(\beta^+)^{142}\text{Sm}$	Measured half-life 73.4(0.5) s corresponds to $^{142}\text{Eu}^m$								GAu **
* $^{142}\text{Tb}(\beta^+)^{142}\text{Gd}$	Systematical trends suggest $^{142}\text{Tb}$ 500 more bound								GAu **
$^{143}\text{Ba}-^{133}\text{Cs}_{1.075}$	22268	16	22266	14	-0.1	1	79 79 $^{143}\text{Ba}$	MA1	1.0 99Am05
$^{143}\text{Pm}-^{133}\text{Cs}_{1.075}$	12567	15	12572	4	0.3	U		MA5	1.0 00Be42
$^{143}\text{Sm}-^{133}\text{Cs}_{1.075}$	16268	15	16268	4	0.0	U		MA5	1.0 00Be42
$^{143}\text{Sm}-\text{C}_{11.917}$	-85347	30	-85372	4	-0.8	U		GS2	1.0 03Li.A *
$^{143}\text{Eu}-^{133}\text{Cs}_{1.075}$	21947	14	21937	12	-0.7	2		MA5	1.0 00Be42
$^{143}\text{Eu}-\text{C}_{11.917}$	-79706	30	-79702	12	0.1	R		GS2	1.0 03Li.A *
$^{143}\text{Gd}-\text{C}_{11.917}$	-73012	56	-73250	220	-4.3	C		GS2	1.0 03Li.A *
$^{143}\text{Tb}-\text{C}_{11.917}$	-64879	64						GS2	1.0 03Li.A *
$^{141}\text{Cs}-^{143}\text{Cs}_{493}$ $^{139}\text{Cs}_{507}$	-230	40	-200	16	0.3	U		P23	2.5 82Au01
	-115	22			-1.5	U		P33	2.5 86Au02
$^{142}\text{Cs}-^{143}\text{Cs}_{497}$ $^{141}\text{Cs}_{504}$	647	15	654	16	0.2	1	18 9 $^{143}\text{Cs}$	P33	2.5 86Au02
$^{142}\text{Ce}(\text{n},\gamma)^{143}\text{Ce}$	5145.9	0.5	5144.84	0.09	-2.1	-			76Ge02
	5144.78	0.15			0.4	-		Ptn	80Ba.A Z
	5144.81	0.12			0.2	-		Bdn	03Fi.A
ave.	5144.84	0.09			0.0	1	100 67 $^{142}\text{Ce}$		average
$^{142}\text{Nd}(\text{n},\gamma)^{143}\text{Nd}$	6123.62	0.08	6123.57	0.07	-0.6	-		MMn	82Is05 Z
	6123.41	0.14			1.1	-		Bdn	03Fi.A
ave.	6123.57	0.07			0.0	1	100 62 $^{142}\text{Nd}$		average

Item	Input value	Adjusted value	$v_i$	Dg	Sig	Main flux	Lab	F	Reference
$^{142}\text{Nd}(\beta^-)^{143}\text{Pm}$	-1195 5	-1194.0	2.4	0.2	1	23 23	$^{143}\text{Pm}$ McM	80St10	*
$^{143}\text{Cs}(\beta^-)^{143}\text{Ba}$	6240 70	6264	22	0.3	U		Bwg	87Gr.A	
	6270 25			-0.2	1	76 69	$^{143}\text{Cs}$ Gsn	92Pr04	
$^{143}\text{Ba}(\beta^-)^{143}\text{La}$	4240 50	4251	18	0.2	-			79Sc11	
	4259 40			-0.2	-		Gsn	81De25	
	4210 70			0.6	U		Bwg	87Gr.A	
ave.	4250 30			0.0	1	34 20	$^{143}\text{La}$	average	
$^{143}\text{La}(\beta^-)^{143}\text{Ce}$	3425 17	3425	15	0.0	1	80 80	$^{143}\text{La}$	84Is09	
$^{143}\text{Ce}(\beta^-)^{143}\text{Pr}$	1460.6 2.	1461.5	1.8	0.4	1	83 67	$^{143}\text{Ce}$	77Ra18	
$^{143}\text{Pr}(\beta^-)^{143}\text{Nd}$	932 2	933.9	1.4	1.0	-			49Fe18	
	935 2			-0.5	-			76Ra33	
ave.	933.5 1.4			0.3	1	92 84	$^{143}\text{Pr}$	average	
$^{143}\text{Sm}(\beta^+)^{143}\text{Pm}$	3461 40	3443	4	-0.5	U		Dbn	94Po26	
$^{143}\text{Eu}(\beta^+)^{143}\text{Sm}$	5100 50	5281	12	3.6	B			74Ch21	
	5240 70			0.6	U		IRS	83Al06	
	5250 80			0.4	U		IRS	93Al03	
	5236 30			1.5	R		Dbn	94Po26	
$^{143}\text{Gd}(\beta^+)^{143}\text{Eu}$	6010 200						IRS	93Al03	*
$^{143}\text{Sm}-\text{C}_{11.917}$	M-A=-78746(28) keV for $^{143}\text{Sm}^m$ at Eexc=753.99 keV								
$^{143}\text{Gd}-\text{C}_{11.917}$	M-A=-67934(28) keV for mixture gs+m at 152.6 keV								
$^{143}\text{Tb}-\text{C}_{11.917}$	M-A=-60434(32) keV for mixture gs+m at 0#100 keV								
$^{142}\text{Nd}(\beta^-)^{143}\text{Pm}$	Based on $^{146}\text{Nd}(\beta^-)^{147}\text{Pm}$ Q=-87.6(0.9)								
$^{143}\text{Gd}(\beta^+)^{143}\text{Eu}$	Q <sup>+</sup> =6160(200) from $^{143}\text{Gd}^m$ at 152.6								
								NDS01b**	
								Ens02	**
								Nubase	**
								AHW	**
								NDS91a**	
$^{144}\text{Ba}-^{133}\text{Cs}_{1.083}$	25347 15	25348	14	0.1	1	91 91	$^{144}\text{Ba}$ MA1	1.0 99Am05	
$^{144}\text{Eu}-^{133}\text{Cs}_{1.083}$	21223 17	21212	12	-0.6	1	47 47	$^{144}\text{Eu}$ MA5	1.0 00Be42	
$^{144}\text{Eu}-\text{C}_{12}$	-81117 30	-81183	12	-2.2	1	15 15	$^{144}\text{Eu}$ GS2	1.0 03Li.A	
$^{144}\text{Gd}-\text{C}_{12}$	-77037 30				2		GS2	1.0 03Li.A	
$^{144}\text{Tb}-\text{C}_{12}$	-66955 30				2		GS2	1.0 03Li.A	*
$^{144}\text{Dy}-\text{C}_{12}$	-60746 33				2		GS2	1.0 03Li.A	
$^{144}\text{Sm}-^{144}\text{Nd}$	1911.9 1.1	1912.2	1.9	0.1	1	49 43	$^{144}\text{Sm}$ H25	2.5 72Ba08	
$^{142}\text{Cs}-^{144}\text{Cs}_{.592}$	-60 40	-53	19	0.1	U		P23	2.5 82Au01	
$^{143}\text{Cs}-^{144}\text{Cs}_{.745}$	-920 50	-887	28	0.3	U		P23	2.5 82Au01	
$^{142}\text{Cs}-^{144}\text{Cs}_{.329}$	290 40	275	15	-0.2	U		P23	2.5 82Au01	
$^{143}\text{Cs}-^{144}\text{Cs}_{.662}$	-651 21	-614	27	0.7	1	27 18	$^{143}\text{Cs}$ P33	2.5 86Au02	
$^{143}\text{Cs}-^{144}\text{Cs}_{.497}$	-790 50	-687	25	0.8	U		P23	2.5 82Au01	
$^{144}\text{Sm}(\beta^-\text{He},\text{He})^{141}\text{Sm}$	-8693 12	-8697	9	-0.3	1	52 49	$^{141}\text{Sm}$ MSU	78Pa11	
$^{144}\text{Sm}(\text{p},\text{t})^{142}\text{Sm}$	-10649 15	-10640	6	0.6	1	14 12	$^{142}\text{Sm}$ Ham	73Oe02	
$^{143}\text{Nd}(\text{n},\gamma)^{144}\text{Nd}$	7817.11 0.07	7817.03	0.05	-1.1	-		MMn	82Is05	Z
	7816.93 0.08			1.3	-		ILn	91Ro.A	Z
	7816.94 0.23			0.4	U		Bdn	03Fi.A	
ave.	7817.03 0.05			0.0	1	100 66	$^{144}\text{Nd}$	average	
$^{143}\text{Nd}(\beta^-\text{He},\text{d})^{144}\text{Pm}$	-804 5	-790.8	2.2	2.6	1	20 20	$^{144}\text{Pm}$ McM	80St10	*
$^{143}\text{Nd}(\beta^-\text{He},\text{d})^{144}\text{Pm}-^{142}\text{Nd}(\beta^-)^{143}\text{Pm}$	402.7 1.6	403.1	1.5	0.3	1	89 60	$^{143}\text{Pm}$	75Ma04	
$^{144}\text{Sm}(\text{p},\text{d})^{143}\text{Sm}-^{148}\text{Gd}(\beta^-)^{147}\text{Gd}$	-1536 2	-1536.0	2.0	0.0	1	100 100	$^{143}\text{Sm}$	86Ru04	
$^{144}\text{Cs}(\beta^-)^{144}\text{Ba}$	8560 80	8499	26	-0.8	-		Bwg	87Gr.A	
	8462 35			1.1	-		Gsn	92Pr04	
ave.	8480 30			0.7	1	63 57	$^{144}\text{Cs}$	average	
$^{144}\text{Ba}(\beta^-)^{144}\text{La}$	3055 70	3120	50	1.0	1	49 47	$^{144}\text{La}$ Bwg	87Gr.A	
$^{144}\text{La}(\beta^-)^{144}\text{Ce}$	4300 100	5540	50	12.4	B			79Ik07	
	5435 90			1.2	-		Bwg	87Gr.A	
	5540 100			0.0	o		Kur	02Sh.B	
	5540 100			0.0	-		Kur	02Sh16	
ave.	5480 70			0.9	1	53 53	$^{144}\text{La}$	average	
$^{144}\text{Ce}(\beta^-)^{144}\text{Pr}$	315.6 1.5	318.7	0.8	2.0	-			66Da04	
	320 1			-1.3	-			76Ra33	
ave.	318.6 0.8			0.0	1	100 100	$^{144}\text{Ce}$	average	
$^{144}\text{Pr}(\beta^-)^{144}\text{Nd}$	2996 3	2997.5	2.4	0.5	-			59Po77	
	3000 4			-0.6	-			66Da04	
ave.	2997.4 2.4			0.0	1	100 100	$^{144}\text{Pr}$	average	
$^{144}\text{Eu}(\beta^+)^{144}\text{Sm}$	6330 30	6350	11	0.7	-		IRS	83Al06	
	6287 30			2.1	-		Dbn	94Po26	

Item	Input value	Adjusted value	$v_i$	Dg	Sig	Main flux	Lab	F	Reference
$^{144}\text{Sm}(p,n)^{144}\text{Eu}$	-7110.0	30.	-7133	11	-0.8	-			65Me12
$^{144}\text{Eu}(\beta^+)^{144}\text{Sm}$	ave. 6315	17	6350	11	2.0	1	40 38 $^{144}\text{Eu}$		average
$^{144}\text{Gd}(\beta^+)^{144}\text{Eu}$	4300	400	3862	30	-1.1	U			70Ar04
* $^{144}\text{Tb}-\text{C}_{12}$	M-A=-61971(28) keV for $^{144}\text{Tb}^m$ at Eexc=396.9 keV								Ens01 **
* $^{143}\text{Nd}(\beta^+\text{He,d})^{144}\text{Pm}$	Based on $^{146}\text{Nd}(\beta^+\text{He,d})^{147}\text{Pm}$ Q=-87.6(0.9)								AHW **
$^{145}\text{Cs}-^{133}\text{Cs}_{1,090}$	38588	12	38584	12	-0.4	1	94 94 $^{145}\text{Cs}$	MA8	1.0 03We.A
$^{145}\text{Pm}-\text{C}_{12,083}$	-87255	30	-87251	3	0.1	U		GS2	1.0 03Li.A
$^{145}\text{Sm}-\text{C}_{12,083}$	-86535	30	-86590	3	-1.8	U		GS2	1.0 03Li.A
$^{145}\text{Eu}-^{133}\text{Cs}_{1,090}$	19338	17	19323	4	-0.9	U		MA5	1.0 00Be42
$^{145}\text{Gd}-\text{C}_{12,083}$	-78287	30	-78291	20	-0.1	2		GS2	1.0 03Li.A
	-78294	30			0.1	2		GS2	1.0 03Li.A *
$^{145}\text{Tb}-\text{C}_{12,083}$	-70726	61				2		GS2	1.0 03Li.A *
$^{145}\text{Dy}-\text{C}_{12,083}$	-62575	49				2		GS2	1.0 03Li.A *
$^{142}\text{Cs}-^{145}\text{Cs}_{490}$ $^{139}\text{Cs}_{511}$	240	50	151	12	-0.7	U		P23	2.5 82Au01
$^{144}\text{Cs}-^{145}\text{Cs}_{828}$ $^{139}\text{Cs}_{173}$	450	50	418	27	-0.3	U		P23	2.5 82Au01
$^{143}\text{Cs}-^{145}\text{Cs}_{493}$ $^{141}\text{Cs}_{507}$	-310	40	-304	25	0.1	U		P23	2.5 82Au01
$^{144}\text{Cs}-^{145}\text{Cs}_{662}$ $^{142}\text{Cs}_{338}$	320	18	322	26	0.0	1	35 33 $^{144}\text{Cs}$	P33	2.5 86Au02
$^{144}\text{Cs}-^{145}\text{Cs}_{497}$ $^{143}\text{Cs}_{503}$	600	40	617	27	0.2	U		P23	2.5 82Au01
$^{144}\text{Nd}(n,\gamma)^{145}\text{Nd}$	5755.3	0.7	5755.29	0.25	0.0	U			75Na.A
	5756.9	2.0			-0.8	U			77Mc09
	5755.26	0.25			0.1	1	99 71 $^{145}\text{Nd}$	Bdn	03Fi.A
$^{144}\text{Nd}(\beta^+\text{He,d})^{145}\text{Pm}$	-680	5	-683.9	2.2	-0.8	1	19 18 $^{145}\text{Pm}$	McM	80St10 *
$^{144}\text{Nd}(\beta^+\text{He,d})^{145}\text{Pm}-^{143}\text{Nd}^{144}\text{Pm}$	105.2	1.6	106.9	1.5	1.1	1	87 50 $^{144}\text{Pm}$		75Ma04
$^{144}\text{Sm}(n,\gamma)^{145}\text{Sm}$	6757.1	0.3	6757.10	0.30	0.0	1	99 71 $^{145}\text{Sm}$		79Wa22
$^{144}\text{Sm}(\beta^+\text{He,d})^{145}\text{Eu}$	-2184	4	-2178.0	2.7	1.5	-		Mun	82Se25
	-2174	4			-1.0	-			84Ru.A
ave.	-2179.0	2.8			0.3	1	92 89 $^{145}\text{Eu}$		average
$^{145}\text{Tm}(p)^{144}\text{Er}$	1740.1	10.				3			98Ba13
$^{145}\text{Cs}(\beta^-)^{145}\text{Ba}$	7358	70				2		Gsn	81De25
	7930	75	7360	70	-7.6	C		Bwg	87Gr.A
	7865	50			-10.1	B		Gsn	92Pr04
$^{145}\text{Ba}(\beta^-)^{145}\text{La}$	4925	80	5570	110	8.1	C		Bwg	87Gr.A
$^{145}\text{La}(\beta^-)^{145}\text{Ce}$	4110	80				3		Bwg	87Gr.A
$^{145}\text{Ce}(\beta^-)^{145}\text{Pr}$	2490	100	2530	40	0.4	2			67Ho19
	2600	100			-0.7	2			80Ya07
	2530	50			0.1	2		Bwg	87Gr.A
$^{145}\text{Pr}(\beta^-)^{145}\text{Nd}$	1805	10	1805	7	0.0	1	50 50 $^{145}\text{Pr}$		59Dr.A
$^{145}\text{Pm}(\epsilon)^{145}\text{Nd}$	143	15	163.4	2.2	1.4	U			59Br65
	150	5			2.7	1	19 18 $^{145}\text{Pm}$		74To04
$^{145}\text{Sm}(\epsilon)^{145}\text{Pm}$	607	6	616.0	2.4	1.5	-			71My01
	622	5			-1.2	-			83Vo10
ave.	616	4			0.0	1	40 26 $^{145}\text{Pm}$		average
$^{145}\text{Gd}(\beta^+)^{145}\text{Eu}$	5070	60	5071	19	0.0	R			79Fi07
	5090	90			-0.2	o		IRS	83Ve.A
	5070	80			0.0	U		IRS	85Al13
$^{145}\text{Tb}^m(\beta^+)^{145}\text{Gd}$	6700	200	7050#	120#	1.7	C			86Ve.A *
	6400	150			4.3	B		IRS	93Al03
$^{145}\text{Dy}(\beta^+)^{145}\text{Tb}$	7300	200	7590	70	1.5	U		IRS	93Al03
* $^{145}\text{Gd}-\text{C}_{12,083}$	M-A=-72181(28) keV for $^{145}\text{Gd}^m$ at Eexc=749.1 keV								Ens01 **
* $^{145}\text{Tb}-\text{C}_{12,083}$	M-A=-65881(28) keV for mixture gs+m at 0#100 keV								Nubase **
* $^{145}\text{Dy}-\text{C}_{12,083}$	M-A=-58230(30) keV for mixture gs+m at 118.2 keV								NDS934**
* $^{144}\text{Nd}(\beta^+\text{He,d})^{145}\text{Pm}$	Based on $^{146}\text{Nd}(\beta^+\text{He,d})^{147}\text{Pm}$ Q=-87.6(0.9)								AHW **
* $^{145}\text{Tb}^m(\beta^+)^{145}\text{Gd}$	$E^+ = 3300(200)$ to $2382.3$ $9/2^-$ level								NDS934**

Item	Input value	Adjusted value	$v_i$	Dg	Sig	Main flux	Lab	$F$	Reference
$^{146}\text{Pm}-\text{C}_{12,167}$	-85289	30	-85304	5	-0.5	U			GS2 1.0 03Li.A
$^{146}\text{Eu}-^{133}\text{Cs}_{1,098}$	21029	15	21020	7	-0.6	1	20 20 $^{146}\text{Eu}$	MA5	1.0 00Be42
$^{146}\text{Tb}-\text{C}_{12,167}$	-72464	77	-72750	50	-3.8	C			GS2 1.0 03Li.A *
$^{146}\text{Dy}-\text{C}_{12,167}$	-67150	30	-67155	29	-0.2	1	94 94 $^{146}\text{Dy}$	GS2	1.0 03Li.A *
$^{146}\text{Nd}-^{35}\text{Cl}-^{144}\text{Nd}-^{37}\text{Cl}$	5982.8	1.1	5979.76	0.29	-1.1	U		H25	2.5 72Ba08
$^{145}\text{Cs}-^{146}\text{Cs}_{828}$	-580	80	-670	60	-0.5	U		P23	2.5 82Au01
$^{144}\text{Cs}-^{146}\text{Cs}_{329}$	320	50	440	40	0.9	U		P23	2.5 82Au01
$^{145}\text{Cs}-^{146}\text{Cs}_{662}$	-440	30	-360	50	1.0	1	39 38 $^{146}\text{Cs}$	P33	2.5 86Au02
$^{145}\text{Cs}-^{146}\text{Cs}_{497}$	-730	30	-590	40	1.9	1	24 21 $^{146}\text{Cs}$	P33	2.5 86Au02
$^{146}\text{Sm}(\alpha)^{142}\text{Nd}$	2524.2	4.	2528.4	2.9	1.0	1	49 47 $^{146}\text{Sm}$		87Me08 Z
$^{144}\text{Sm}(\beta^3\text{He,p})^{146}\text{Eu}$	2797	12	2793	6	-0.4	1	25 23 $^{146}\text{Eu}$		84Ru.A
$^{146}\text{Nd}(d,^3\text{He})^{145}\text{Pr}$	-3095	10	-3095	7	0.0	1	50 50 $^{145}\text{Pr}$	KVI	79Sa.A
$^{145}\text{Nd}(n,\gamma)^{146}\text{Nd}$	7565.28	0.10	7565.23	0.09	-0.5	-		MMn	82Is05 Z
	7565.05	0.18			1.0	-		Bdn	03Fi.A
ave.	7565.23	0.09			0.1	1	100 72 $^{146}\text{Nd}$		average
$^{146}\text{Sm}(\beta^3\text{He},\alpha)^{145}\text{Sm}$	12161	5	12162	3	0.2	1	37 28 $^{146}\text{Sm}$		86Ru04 *
$^{146}\text{Tm}(p)^{145}\text{Er}$	1126.8	5.	1127	4	0.0	3			93Li18
	1127.8	10.			-0.1	3		ORp	01Ry01
$^{146}\text{Tm}^m(p)^{145}\text{Er}$	1197.3	5.	1198	4	0.0	3		Dap	93Li18
	1198.3	10.			-0.1	3		ORp	01Ry01
$^{146}\text{Cs}(\beta^-)^{146}\text{Ba}$	9310	60	9380	40	1.2	-		Bwg	87Gr.A
	9375	50			0.1	-		Gsn	92Pr04
ave.	9350	40			0.8	1	93 51 $^{146}\text{Ba}$		average
$^{146}\text{Ba}(\beta^-)^{146}\text{La}$	4280	100	4120	40	-1.6	-		Gsn	81De25
	4030	50			1.9	-		Bwg	87Gr.A
ave.	4080	40			1.0	1	90 49 $^{146}\text{Ba}$		average
$^{146}\text{La}(\beta^-)^{146}\text{Ce}$	6380	70	6550	50	2.5	-		Trs	82Br23
	6620	70			-1.0	-		Bwg	87Gr.A
ave.	6500	50			1.1	1	88 58 $^{146}\text{La}$		average
$^{146}\text{Ce}(\beta^-)^{146}\text{Pr}$	1100	80	1040	40	-0.8	-			54Be10
	1050	100			-0.1	-			67Ho19
	951	50			1.7	-			80Ya07
	1065	100			-0.3	-			81Eb01
ave.	1010	40			0.8	1	94 70 $^{146}\text{Ce}$		average
$^{146}\text{Pr}(\beta^-)^{146}\text{Nd}$	4150	200	4220	60	0.3	U			54Be10
	4250	200			-0.2	U			65Ra02
	4080	100			1.4	-			68Da13
	4140	100			0.8	-			78Ik03
ave.	4110	70			1.5	1	76 76 $^{146}\text{Pr}$		average
$^{146}\text{Pm}(\beta^-)^{146}\text{Sm}$	1542	3				2			74Sc06
$^{146}\text{Eu}(\beta^+)^{146}\text{Sm}$	3871	10	3880	6	0.9	-			62Fu16
	3871	20			0.4	-			64Ta11
	3896	20			-0.8	-		Got	88Sa06
ave.	3875	8			0.5	1	52 45 $^{146}\text{Eu}$		average
$^{146}\text{Tb}(\beta^+)^{146}\text{Gd}$	8240	150	8320	50	0.6	o		IRS	83Al06
	7910	150			2.8	B		IRS	93Al03 *
	8310	50			0.3	1	81 81 $^{146}\text{Tb}$	Dbn	94Po26
	5160	100	5220	50	0.6	1	25 19 $^{146}\text{Tb}$	IRS	93Al03
$^{146}\text{Dy}(\beta^+)^{146}\text{Tb}$									Nubase **
* $^{146}\text{Tb}-\text{C}_{12,167}$	M-A=-67424(28) keV for mixture gs+m at 150#100 keV								
* $^{146}\text{Sm}(\beta^3\text{He},\alpha)^{145}\text{Sm}$	Q-Q( $^{148}\text{Gd}(\beta^3\text{He},\alpha)$ )=-567(5)								
* $^{146}\text{Tb}(\beta^+)^{146}\text{Gd}$	Reported half-life 24.1(0.5)s corresponds to $^{146}\text{Tb}^m$								
*	Q=8060(100) keV from $^{146}\text{Tb}^m$ at estimated Eexc=150#100 keV								
									Gau **
$^{147}\text{Cs}-^{133}\text{Cs}_{1,105}$	48640	64	48630	60	-0.1	1	79 79 $^{147}\text{Cs}$	MA8	1.0 03We.A
$^{147}\text{Eu}-^{133}\text{Cs}_{1,105}$	21215	16	21222	3	0.4	U		MA5	1.0 00Be42
$^{147}\text{Tb}-\text{C}_{12,25}$	-75934	34	-75955	13	-0.6	U		GS2	1.0 03Li.A *
$^{147}\text{Dy}-\text{C}_{12,25}$	-68909	30	-68909	21	0.0	2		GS2	1.0 03Li.A *
	-68908	30			0.0	2		GS2	1.0 03Li.A *



Item	Input value	Adjusted value	$v_i$	Dg	Sig	Main flux	Lab	F	Reference
$^{147}\text{Ho}-\text{C}_{12,25}$	-59944	30			2		GS2	1.0	03Li.A
$^{147}\text{Eu}-^{142}\text{Sm}_{1,035}$	4516	17	4517	6	0.0	1	15 12 $^{142}\text{Sm}$	1.0	01Bo59
$^{145}\text{Cs}-^{147}\text{Cs}_{493}$ $^{143}\text{Cs}_{507}$	-87	22	-102	29	-0.3	1	27 21 $^{147}\text{Cs}$	2.5	86Au02
$^{147}\text{Eu}(\alpha)^{143}\text{Pm}$	2990.6	10.	2990.3	3.0	0.0	U			62Si14 Z
	2987.2	5.			0.6	1	33 18 $^{143}\text{Pm}$		67Go32 Z
$^{146}\text{Nd}(n,\gamma)^{147}\text{Nd}$	5292.19	0.15	5292.20	0.09	0.1	-			75Ro16 Z
	5292.19	0.11			0.1	-			03Fi.A
	ave.	5292.19	0.09		0.1	1	100 77 $^{147}\text{Nd}$		average
$^{147}\text{Tb}(p)^{146}\text{Gd}$	-1945	18	-1948	12	-0.2	R			87Sc.A
$^{147}\text{Tm}(p)^{146}\text{Er}$	1058.2	3.3				3			93Se04
$^{147}\text{Tm}^m(p)^{146}\text{Er}$	1118.5	3.9				3	Dap		93Se04
$^{147}\text{Ba}(\beta^-)^{147}\text{La}$	5750	50	6250#	200#	10.0	D	Bwg		87Gr.A *
$^{147}\text{La}(\beta^-)^{147}\text{Ce}$	4945	55	5180	40	4.3	B	Bwg		87Gr.A
	5150	40			0.8	4	Kur		95Ik03
	5370	100			-1.9	4	Kur		02Sh.B
$^{147}\text{Ce}(\beta^-)^{147}\text{Pr}$	3290	40	3426	20	3.4	B	Bwg		87Gr.A
	3426	20				3	Kur		95Ik03
	3380	100			0.5	U	Kur		02Sh.B
$^{147}\text{Pr}(\beta^-)^{147}\text{Nd}$	2790	100	2697	23	-0.9	U			81Ya06
	2711	28			-0.5	2	Kur		95Ik03
$^{147}\text{Nd}(\beta^-)^{147}\text{Pm}$	894.6	1.0	896.0	0.9	1.4	1	80 58 $^{147}\text{Pm}$		67Ca18
$^{147}\text{Pm}(\beta^-)^{147}\text{Sm}$	223.2	0.5	224.1	0.3	1.9	-			50La04
	224.3	1.3			-0.1	-			58Ha32
	224.5	0.4			-0.9	-			66Hs01
	ave.	224.0	0.3		0.4	1	98 56 $^{147}\text{Sm}$		average
$^{147}\text{Eu}(\beta^+)^{147}\text{Sm}$	1723	3	1721.6	2.3	-0.5	1	59 55 $^{147}\text{Eu}$		80Bu04
$^{147}\text{Gd}(\beta^+)^{147}\text{Eu}$	2185	5	2187.4	2.8	0.5	1	31 18 $^{147}\text{Eu}$		80Vy01
	2199	17			-0.7	U			84Sc18
$^{147}\text{Tb}(\beta^+)^{147}\text{Gd}$	4700	90	4611	12	-1.0	U			83Ve06 *
	4490	60			2.0	B	Got		85Ti01
	4609	15			0.1	2	GSI		91Ke11 *
$^{147}\text{Dy}(\beta^+)^{147}\text{Tb}$	6334	60	6564	23	3.8	C			85Af.0 *
	6480	100			0.8	U	IRS		85Al08 *
* $^{147}\text{Tb}-\text{C}_{12,25}$	M-A=-70707(28) keV for mixture gs+m at 50.6 keV								
* $^{147}\text{Dy}-\text{C}_{12,25}$	M-A=-63437(28) keV for $^{147}\text{Dy}^m$ at Eexc=750.5 keV								
* $^{147}\text{Ba}(\beta^-)^{147}\text{La}$	Systematical trends suggest $^{147}\text{Ba}+500$								
* $^{147}\text{Tb}(\beta^+)^{147}\text{Gd}$	$E^+ = 2460(80)$ to 1152.2 and 1292.3 levels, reinterpreted								
* $^{147}\text{Tb}(\beta^+)^{147}\text{Gd}$	$Q^+ = 4660(15)$ from $^{147}\text{Tb}^m$ at 50.6(0.9)								
* $^{147}\text{Dy}(\beta^+)^{147}\text{Tb}$	$E^+ = 6012(60)$ from $^{147}\text{Dy}^m$ at 750.5 to $^{147}\text{Tb}^m$ at 50.6(0.9)								
* $^{147}\text{Dy}(\beta^+)^{147}\text{Tb}$	$Q^+ = 7180(100)$ from $^{147}\text{Dy}^m$ at 750.5 to $^{147}\text{Tb}^m$ at 50.6(0.9)								
$^{148}\text{Eu}-^{133}\text{Cs}_{1,113}$	23315	15	23318	11	0.2	1	53 53 $^{148}\text{Eu}$	1.0	00Be42
$^{148}\text{Tb}-\text{C}_{12,333}$	-75692	41	-75728	15	-0.9	U			GS2 1.0 03Li.A *
$^{148}\text{Dy}-^{133}\text{Cs}_{1,113}$	32394	16	32382	11	-0.8	R			MA5 1.0 00Be42
	ave.	-72852	12		0.1	1	93 93 $^{148}\text{Dy}$		average
$^{148}\text{Ho}-\text{C}_{12,333}$	-62282	139				2			GS2 1.0 03Li.A *
$^{148}\text{Eu}-^{142}\text{Sm}_{1,042}$	6451	17	6450	11	-0.1	1	44 36 $^{148}\text{Eu}$	1.0	01Bo59
$^{148}\text{Nd}^{35}\text{Cl}_2-^{144}\text{Nd}^{37}\text{Cl}_2$	12703.6	2.1	12706.2	1.8	0.5	1	12 11 $^{148}\text{Nd}$	2.5	72Ba08
$^{148}\text{Sm}^{35}\text{Cl}_2-^{144}\text{Sm}^{37}\text{Cl}_2$	8721.4	2.6	8723.4	2.1	0.3	1	10 8 $^{144}\text{Sm}$	2.5	72Ba08
$^{148}\text{Nd}^{35}\text{Cl}-^{146}\text{Nd}^{37}\text{Cl}$	6725.7	0.9	6726.4	1.8	0.3	1	61 60 $^{148}\text{Nd}$	2.5	73Me28
$^{145}\text{Cs}-^{148}\text{Cs}_{392}$ $^{143}\text{Cs}_{608}$	-370	90	-370	230	0.0	1	100 100 $^{148}\text{Cs}$	2.5	86Au02
$^{148}\text{Eu}(\alpha)^{144}\text{Pm}$	2703.2	30.	2694	10	-0.3	1	11 11 $^{148}\text{Eu}$		64To04

Item	Input value	Adjusted value	$v_i$	Dg	Sig	Main flux	Lab	F	Reference
$^{148}\text{Gd}(\alpha)^{144}\text{Sm}$	3271.29	0.03	3271.21	0.03	0.0	1	100 89 $^{148}\text{Gd}$		73Go29 Z
$^{148}\text{Sm}(p,t)^{146}\text{Sm}$	-6011	8	-6001.1	3.0	1.2	1	14 12 $^{146}\text{Sm}$ Min		72De47
	-6018	15			1.1	U	Ham		74Oe03
$^{148}\text{Gd}(p,t)^{146}\text{Gd}$	-7843	4	-7843	4	-0.1	1	93 91 $^{146}\text{Gd}$ Liv		86Ma40
$^{148}\text{Nd}(d,^3\text{He})^{147}\text{Pr}$	-3726	40	-3754	23	-0.7	R	KVI		79Sa.A
$^{148}\text{Nd}(d,t)^{147}\text{Nd}$	-1072	4	-1075.6	1.6	-0.9	1	17 17 $^{148}\text{Nd}$ McM		77St22
$^{147}\text{Sm}(n,\gamma)^{148}\text{Sm}$	8139.8	1.2	8141.41	0.28	1.3	F			69Re04 Z
	8141.1	1.5			0.2	U			70Bu19 Z
	8141.8	0.8			-0.5	-			71Gr37 Z
	8141.3	0.3			0.4	-	Bdn		03Fi.A
	ave.	0.28			0.2	1	97 64 $^{148}\text{Sm}$		average
$^{148}\text{Gd}(p,d)^{147}\text{Gd}-^{148}\text{Sm}(\text{O})^{147}\text{Sm}$	-842	2	-842.7	1.2	-0.3	-			86Ru04
$^{148}\text{Gd}(d,t)^{147}\text{Gd}-^{148}\text{Sm}(\text{O})^{147}\text{Sm}$	-843	2			0.2	-			86Ru04
$^{148}\text{Gd}(^3\text{He},\alpha)^{147}\text{Gd}-^{148}\text{Sm}(\text{O})^{147}\text{Sm}$	-842	3			-0.2	-			86Ru04
$^{148}\text{Gd}(p,d)^{147}\text{Gd}-^{148}\text{Sm}(\text{O})^{147}\text{S}$	ave.	1.3			-0.2	1	92 84 $^{147}\text{Gd}$		average
$^{148}\text{Ba}(\beta^-)^{148}\text{La}$	5115	60			5		Bwg		90Gr10
$^{148}\text{La}(\beta^-)^{148}\text{Ce}$	7310	140	7260	50	-0.3	4	Trs		82Br23 *
	7255	55			0.1	4	Bwg		90Gr10
	7650	100			-3.9	C	Kur		02Sh.B
$^{148}\text{Ce}(\beta^-)^{148}\text{Pr}$	2060	75	2140	14	1.1	U	Bwg		87Gr.A
	2140	14			3		Kur		95Ik03
$^{148}\text{Pr}(\beta^-)^{148}\text{Nd}$	4800	200	4883	26	0.4	U			79Ik06
	4965	100			-0.8	U	Bwg		87Gr.A
	4890	50			-0.1	2			88Ka14
	4880	30			0.1	2	Kur		95Ik03
	4930	100			-0.5	U	Kur		02Sh.B
$^{148}\text{Pm}(\beta^-)^{148}\text{Sm}$	2480	15	2470	6	-0.6	R			62Sc04
$^{148}\text{Eu}(\beta^+)^{148}\text{Sm}$	3122	30	3040	10	-2.7	B			63Ba32
	3150	30			-3.7	B			70Ag01
$^{148}\text{Tb}(\beta^+)^{148}\text{Gd}$	5630	80	5735	14	1.3	F			76Cr.B *
	5835	70			-1.4	U			83Ve06 *
	5710	100			0.3	U	Got		85Sc09 *
	5390	100			3.5	B	Got		85Ti01 *
	5760	80			-0.3	U	IRS		93Al03 *
	5752	40			-0.4	1	12 12 $^{148}\text{Tb}$ GSI		95Ke05 *
$^{148}\text{Dy}(\beta^+)^{148}\text{Tb}$	2682	10	2681	10	-0.1	1	95 88 $^{148}\text{Tb}$ GSI		95Ke05 *
$^{148}\text{Ho}^m(\beta^+)^{148}\text{Dy}$	9400	250	*		B		IRS		93Al03
* $^{148}\text{Tb}-\text{C}_{12,333}$	M-A=-70462(28) keV for mixture gs+m at 90.1 keV								NDS004**
* $^{148}\text{Ho}-\text{C}_{12,333}$	M-A=-57815(30) keV for mixture gs+m at 400#100 keV								Nubase **
* $^{148}\text{La}(\beta^-)^{148}\text{Ce}$	E <sup>-</sup> =5862(100) supposed to go to levels around E=1450(100)								90Gr10 **
* $^{148}\text{Tb}(\beta^+)^{148}\text{Gd}$	E <sup>+</sup> =4610(80) assumed to ground-state								76Cr.B **
*	F: since $^{148}\text{Tb}$ gs 2 <sup>-</sup> , transition to $^{148}\text{Gd}$ gs weak								AHW **
* $^{148}\text{Tb}(\beta^+)^{148}\text{Gd}$	E <sup>+</sup> =2210(70) from $^{148}\text{Tb}^m$ at 90.1 to 2693.3 level								NDS902**
*	and E <sup>+</sup> =4560(80) mainly to 748.5 level. Discrepant, not used								NDS902**
* $^{148}\text{Tb}(\beta^+)^{148}\text{Gd}$	p <sup>+</sup> =0.271(0.10) gives E <sup>+</sup> =1920(30) from $^{148}\text{Tb}^m$ at 90.1 to 2693.3 level								85Sc09 **
*	but assuming 5(5)% side feeding; compare ref.								90Sa32 **
* $^{148}\text{Tb}(\beta^+)^{148}\text{Gd}$	KL/ $\beta^+$ =1.54(0.09) to 1863.42 level=>Q <sup>+</sup> =5295(45)								85Ti01 **
*	but assuming 7(7)% side feeding; compare 1990Sa32								AHW **
* $^{148}\text{Tb}(\beta^+)^{148}\text{Gd}$	Q <sup>+</sup> =5700(80); and 5910(80) from $^{148}\text{Tb}^m$ at 90.1								NDS902**
* $^{148}\text{Tb}(\beta^+)^{148}\text{Gd}$	Q <sup>+</sup> =5750(40); and 5846(50) from $^{148}\text{Tb}^m$ at 90.1								NDS902**
* $^{148}\text{Dy}(\beta^+)^{148}\text{Tb}$	GSI average of E <sup>+</sup> =1043(10) and 1036(10) of ref.								91Ke11 **
*	to 620.24 level								NDS902**
$^{149}\text{Eu}-^{133}\text{Cs}_{1,120}$	23849	17	23825	5	-1.4	U	MA5 1.0		00Be42
$^{149}\text{Tb}-\text{C}_{12,417}$	-76730	32	-76754	5	-0.8	U	GS2 1.0		03Li.A *
$^{149}\text{Dy}-^{133}\text{Cs}_{1,120}$	33278	109	33199	9	-0.7	U	MA5 1.0		00Be42

Item	Input value	Adjusted value	$v_i$	Dg	Sig	Main flux	Lab	$F$	Reference
$^{149}\text{Dy}-\text{C}_{12,417}$	-72698	30	-72695	9	0.1	1	10 10 $^{149}\text{Dy}$	GS2	1.0 03Li.A *
$^{149}\text{Ho}-\text{C}_{12,417}$	-66179	34	-66225	20	-1.4	R		GS2	1.0 03Li.A *
$^{149}\text{Er}-\text{C}_{12,417}$	-57694	30				2		GS2	1.0 03Li.A *
$^{149}\text{Eu}-^{142}\text{Sm}_{1,049}$	6909	18	6889	7	-1.1	1	16 11 $^{142}\text{Sm}$	MA7	1.0 01Bo59
$^{149}\text{Dy}-^{142}\text{Sm}_{1,049}$	16249	16	16262	10	0.8	1	39 29 $^{149}\text{Dy}$	MA7	1.0 01Bo59
$^{149}\text{Sm}^{35}\text{Cl}-^{147}\text{Sm}^{37}\text{Cl}$	5239.8	0.8	5236.9	1.0	-1.4	1	23 14 $^{149}\text{Sm}$	M21	2.5 75Ka25
$^{149}\text{Gd}(\alpha)^{145}\text{Sm}$	3102.3	10.	3099	3	-0.3	-			65Ma51 Z
	3096.2	10.			0.3	-		ORa	66Wi12 Z
	3099.1	5.			0.1	-		Db	67Go32 Z
ave.	3099	4			0.1	1	58 51 $^{149}\text{Gd}$		average
$^{149}\text{Tb}(\alpha)^{145}\text{Eu}$	4074.4	3.	4077.5	2.2	1.1	-		Db	67Go32 Z
	4073.8	7.			0.5	U			74To07 *
	4081.8	5.			-0.8	-			82Bo04 Z
	4082.8	4.			-1.3	-		Daa	96Pa01
ave.	4078.1	2.2			-0.3	1	95 84 $^{149}\text{Tb}$		average
$^{149}\text{Sm}(n,\alpha)^{146}\text{Nd}$	9429	4	9435.5	1.2	1.6	1	9 6 $^{149}\text{Sm}$	McM	67Oa01
$^{148}\text{Nd}(n,\gamma)^{149}\text{Nd}$	5038.76	0.10	5038.79	0.07	0.3	-		ILn	76Pi04 Z
	5038.82	0.11			-0.3	-		Bdn	03Fi.A
ave.	5038.79	0.07			0.0	1	100 99 $^{149}\text{Nd}$		average
$^{148}\text{Nd}(\alpha)^{149}\text{Pm}$	455	5	453	3	-0.3	1	47 42 $^{149}\text{Pm}$	McM	80St10 *
$^{149}\text{Sm}(d,\alpha)^{148}\text{Pm}$	-2064	6	-2066	6	-0.3	2			88No02
$^{148}\text{Sm}(n,\gamma)^{149}\text{Sm}$	5872.5	1.8	5871.1	0.9	-0.8	1	24 14 $^{149}\text{Sm}$		70Sm.A
	5850.8	0.6			33.8	C			82Ba15
$^{149}\text{Er}(\text{ep})^{148}\text{Dy}$	7080	470	6829	30	-0.5	U		LBL	89Fi01
$^{149}\text{La}(\beta^-)^{149}\text{Ce}$	6450	200	5900#	300#	-2.8	D		Kur	02Sh.B *
$^{149}\text{Ce}(\beta^-)^{149}\text{Pr}$	4190	75	4360	50	2.3	B		Bwg	87Gr.A
	4380	60			-0.3	3		Kur	95Ik03
	4310	100			0.5	3		Kur	02Sh.B
$^{149}\text{Pr}(\beta^-)^{149}\text{Nd}$	3000	200	3320	80	1.6	2			67Va14
	3390	90			-0.7	2		Kur	95Ik03
$^{149}\text{Nd}(\beta^-)^{149}\text{Pm}$	1669	10	1690	3	2.1	1	12 11 $^{149}\text{Pm}$		64Go08
$^{149}\text{Pm}(\beta^-)^{149}\text{Sm}$	1072	2	1071	4	-0.7	-			60Ar05
	1062	2			4.3	-			78Re01
ave.	1067	5			0.7	1	49 47 $^{149}\text{Pm}$		average
$^{149}\text{Eu}(\epsilon)^{149}\text{Sm}$	680	10	695	4	1.5	1	14 13 $^{149}\text{Eu}$		85Ad.A
$^{149}\text{Gd}(\epsilon)^{149}\text{Eu}$	1308	6	1313	4	0.9	1	48 28 $^{149}\text{Eu}$	Got	84Sc.B
$^{149}\text{Tb}(\beta^+)^{149}\text{Gd}$	3635	10	3637	4	0.2	1	19 11 $^{149}\text{Tb}$	GSI	91Ke06 *
$^{149}\text{Dy}(\beta^+)^{149}\text{Tb}$	3797	13	3781	9	-1.2	1	46 40 $^{149}\text{Dy}$	GSI	91Ke11 *
$^{149}\text{Ho}(\beta^+)^{149}\text{Dy}$	6043	50	6027	16	-0.3	2		IRS	83Al06
	6009	20			0.9	2		GSI	91Ke11
$^{149}\text{Er}(\epsilon)^{149}\text{Ho}$	8610	650	7950	30	-1.0	U		LBL	89Fi01 *
* $^{149}\text{Tb}-\text{C}_{12,417}$	M-A=-71456(28) keV for mixture gs+m at 35.78 keV								
* $^{149}\text{Dy}-\text{C}_{12,417}$	M-A=-65057(28) keV for $^{149}\text{Dy}^m$ at Eexc=2661.1 keV								
* $^{149}\text{Ho}-\text{C}_{12,417}$	M-A=-61621(28) keV for mixture gs+m at 48.80 keV								
* $^{149}\text{Er}-\text{C}_{12,417}$	M-A=-53000(28) keV for $^{149}\text{Er}^m$ at Eexc=741.8 keV								
* $^{149}\text{Tb}(\alpha)^{145}\text{Eu}$	E( $\alpha$ )=3999(7) from $^{149}\text{Tb}^m$ at 35.78								
* $^{148}\text{Nd}(\alpha)^{149}\text{Pm}$	Based on $^{146}\text{Nd}(\alpha)^{147}\text{Pm}$ Q=-87.6(0.9)								
* $^{149}\text{La}(\beta^-)^{149}\text{Ce}$	Systematical trends suggest $^{149}\text{La}$ 550 more bound								
* $^{149}\text{Tb}(\beta^+)^{149}\text{Gd}$	E <sup>+</sup> =1853(10) from $^{149}\text{Tb}^m$ at 35.78 to 795.82 level								
* $^{149}\text{Dy}(\beta^+)^{149}\text{Tb}$	Original Q=3812(10) from E <sup>+</sup> =1965(10) to 825.16 level corrected								
*	to E <sup>+</sup> =1950(13) for background subtraction								
* $^{149}\text{Er}(\epsilon)^{149}\text{Ho}$	KLM/ $\beta^+$ =0.68(0.34) from $^{149}\text{Er}^m$ at 741.8 to 4699.7 level								
$^{150}\text{Tb}^m-\text{C}_{12,5}$	-75850	30				2		GS2	1.0 03Li.A
$^{150}\text{Ho}-^{133}\text{Cs}_{1,128}$	40150	29	40146	15	-0.1	-		MA5	1.0 00Be42
ave.	40132	21			0.7	1	53 53 $^{150}\text{Ho}$		average

Item	Input value	Adjusted value	$v_i$	Dg	Sig	Main flux Lab	F	Reference
$^{150}\text{Ho}-\text{C}_{12.5}$	-66499	40	-66504	15	-0.1	U		GS2 1.0 03Li.A *
$^{150}\text{Er}-\text{C}_{12.5}$	-62060	30	-62086	18	-0.9	1	38 38 $^{150}\text{Er}$	GS2 1.0 03Li.A
$^{150}\text{Nd } ^{35}\text{Cl}_2-^{146}\text{Nd } ^{37}\text{Cl}_2$	13672.5	1.8	13674.1	2.5	0.4	1	30 28 $^{150}\text{Nd}$	H25 2.5 72Ba08
$^{150}\text{Sm } ^{35}\text{Cl}-^{148}\text{Sm } ^{37}\text{Cl}$	5404.8	0.6	5403.0	0.9	-1.2	1	39 22 $^{150}\text{Sm}$	M21 2.5 75Ka25
$^{150}\text{Nd}-^{150}\text{Sm}$	3617.0	1.2	3615.3	2.4	-0.6	1	62 58 $^{150}\text{Nd}$	H25 2.5 72Ba08
$^{150}\text{Nd}-^{148}\text{Nd}$	3988	3	3997.6	2.9	1.3	1	15 10 $^{150}\text{Nd}$	M17 2.5 66Be10
$^{150}\text{Gd}(\alpha)^{146}\text{Sm}$	2804.9	10.	2808	6	0.3	-		62Si14
	2792.6	18.			0.8	-		65Og01
ave.	2802	9			0.7	1	45 39 $^{150}\text{Gd}$	average
$^{150}\text{Tb}(\alpha)^{146}\text{Eu}$	3585.5	5.	3587	5	0.3	1	92 81 $^{150}\text{Tb}$	67Go32 Z
$^{150}\text{Dy}(\alpha)^{146}\text{Gd}$	4345.8	5.	4351.3	1.5	1.1	-		67Go32 Z
	4349.5	5.			0.4	-		79Ho10 Z
	4351.3	3.			0.0	-		82Bo04 *
	4352.4	2.			-0.5	-		82De11 Z
ave.	4351.2	1.5			0.0	1	99 90 $^{150}\text{Dy}$	average
$^{150}\text{Nd}(\text{d},^3\text{He})^{149}\text{Pr}$	-4501	10	-4430	80	7.2	C		KV1 79Sa.A
$^{149}\text{Sm}(\text{n},\gamma)^{150}\text{Sm}$	7984.9	0.6	7986.7	0.4	3.1	F		69Re04 Z
	7986.7	1.5			0.0	-		70Bu19 Z
	7986.7	0.4			0.1	-		03Fi.A
ave.	7986.7	0.4			0.1	1	95 64 $^{149}\text{Sm}$	average
$^{150}\text{Lu}(\text{p})^{149}\text{Yb}$	1269.6	4.	1269.6	2.8	0.0	3		84Ho.A
	1269.6	4.			0.0	3		93Se04
$^{150}\text{Lu}^m(\text{p})^{149}\text{Yb}$	1303.8	15.				3		Oak 00Gi01
$^{150}\text{Ce}(\beta^-)^{150}\text{Pr}$	3010	90	3480	40	5.2	B		Bwg 87Gr.A
	3480	40				3		Kur 95Ik03
$^{150}\text{Pr}(\beta^-)^{150}\text{Nd}$	5690	80	5386	26	-3.8	B		Bwg 87Gr.A
	5386	26				2		Kur 95Ik03
	5290	100			1.0	U		Kur 02Sh.B
$^{150}\text{Pm}(\beta^-)^{150}\text{Sm}$	3454	20				2		77Ho09
$^{150}\text{Eu}(\beta^-)^{150}\text{Gd}$	978	10	971	4	-0.7	-		63Yo07 *
	968	4			0.9	-		65Gu03 *
ave.	969	4			0.6	1	91 54 $^{150}\text{Eu}$	average
$^{150}\text{Tb}(\beta^+)^{150}\text{Gd}$	4670	15	4658	8	-0.8	1	31 19 $^{150}\text{Tb}$	76Cr.B
$^{150}\text{Tb}^m(\beta^+)^{150}\text{Gd}$	5040	100	5115	29	0.7	U		IRS 93Al03
$^{150}\text{Ho}(\beta^+)^{150}\text{Dy}$	6980	150	7369	15	2.6	B		84Al36 *
	6560	100			8.1	B		IRS 93Al03
$^{150}\text{Ho}(\epsilon)^{150}\text{Dy}$	6560	100			8.1	B		IRS 93Al03
	7372	27			-0.1	1	29 27 $^{150}\text{Ho}$	00Ca.A
	7444	126			-0.6	U		01Ro35
$^{150}\text{Ho}^m(\beta^+)^{150}\text{Dy}$	7360	50				2		IRS 83Al06
	6625	120	7360	50	6.1	B		Got 85Sc09
	7060	80			3.8	C		IRS 93Al03
$^{150}\text{Er}(\beta^+)^{150}\text{Ho}$	4108	15	4115	14	0.5	1	82 62 $^{150}\text{Er}$	GSI 91Ke11
$^{150}\text{Ho}-\text{C}_{12.5}$	M-A=-61948(28) keV for mixture gs+m at -10(50) keV							Nubase **
$^{150}\text{Dy}(\alpha)^{146}\text{Gd}$	Recalibrated as in ref.							91Ry01 **
$^{150}\text{Eu}(\beta^-)^{150}\text{Gd}$	Q <sup>-</sup> =1020(10) from $^{150}\text{Eu}^m$ at 42.1							NDS866**
$^{150}\text{Eu}(\beta^-)^{150}\text{Gd}$	Q <sup>-</sup> =1010(4) from $^{150}\text{Eu}^m$ at 42.1							NDS866**
$^{150}\text{Ho}(\beta^+)^{150}\text{Dy}$	E <sup>+</sup> =4550(150) to 1395.0 and 1456.8 levels							82No08 **
$^{151}\text{Eu}-^{85}\text{Rb}_{1.776}$	76520	15	76511.6	2.6	-0.6	U		MA5 1.0 00Be42
$^{151}\text{Tb}-\text{C}_{12.583}$	-76866	43	-76897	5	-0.7	U		GS2 1.0 03Li.A *
$^{151}\text{Dy}-\text{C}_{12.583}$	-73809	30	-73815	4	-0.2	U		GS2 1.0 03Li.A
$^{151}\text{Ho}-\text{C}_{12.583}$	-68323	33	-68312	13	0.3	U		GS2 1.0 03Li.A *
$^{151}\text{Er}-\text{C}_{12.583}$	-62528	30	-62551	18	-0.8	2		GS2 1.0 03Li.A
	-62540	30			-0.4	2		GS2 1.0 03Li.A *
$^{151}\text{Tb}(\alpha)^{147}\text{Eu}$	3499.6	5.	3496	4	-0.7	1	58 49 $^{151}\text{Tb}$	67Go32
$^{151}\text{Dy}(\alpha)^{147}\text{Gd}$	4175.7	5.	4179.5	2.6	0.8	2		67Go32 Z
	4181.1	3.			-0.5	2		82Bo04 Z
$^{151}\text{Ho}(\alpha)^{147}\text{Tb}$	4696.3	5.	4695.0	1.8	-0.3	3		GSa 79Ho10 *
	4695.8	3.			-0.3	3		82Bo04 *
	4693.8	3.			0.4	3		82De11 *
	4694.9	5.			0.0	3		Daa 96Pa01 *

Item	Input value	Adjusted value	$v_i$	Dg	Sig	Main flux	Lab	F	Reference
$^{151}\text{Eu}(p,t)^{149}\text{Eu}$	-5872	5	-5873	4	-0.3	1	55 53 $^{149}\text{Eu}$	Min	75Ta12
$^{150}\text{Nd}(n,\gamma)^{151}\text{Nd}$	5334.55	0.2	5334.55	0.10	0.0	2		ILn	76Pi13 Z
	5334.55	0.11			0.0	2		Bdn	03Fi.A
$^{150}\text{Nd}(^3\text{He,d})^{151}\text{Pm}$	1503	5	1501	4	-0.4	1	81 77 $^{151}\text{Pm}$	McM	80St10 *
$^{150}\text{Sm}(n,\gamma)^{151}\text{Sm}$	5596.42	0.20	5596.46	0.11	0.2	-		ILn	86Va08 Z
	5596.44	0.13			0.1	-		Bdn	03Fi.A
ave.	5596.43	0.11			0.2	1	100 59 $^{151}\text{Sm}$		average
$^{151}\text{Eu}(p,d)^{150}\text{Eu}$	-5721	9	-5709	6	1.4	1	48 46 $^{150}\text{Eu}$		82So.B
$^{151}\text{Yb}(\text{ep})^{150}\text{Er}$	9000	300				2			86To12 *
$^{151}\text{Lu}(p)^{150}\text{Yb}$	1241.0	2.8				3			93Se04
$^{151}\text{Lu}^m(p)^{150}\text{Yb}$	1318.8	10.	1318	6	-0.1	o		Daa	99Bi14 *
$^{151}\text{Ce}(\beta^-)^{151}\text{Pr}$	5270	100				4		Kur	02Sh.B
$^{151}\text{Pr}(\beta^-)^{151}\text{Nd}$	4170	75	4182	23	0.2	3		Bwg	90Gr10
	4136	40			1.2	3		Ida	93Gr17 *
	4210	30			-0.9	3		Kur	95Ik03
$^{151}\text{Nd}(\beta^-)^{151}\text{Pm}$	2480	50	2442	4	-0.8	U		Kur	95Ik03
$^{151}\text{Pm}(\beta^-)^{151}\text{Sm}$	1195	10	1187	5	-0.8	1	23 23 $^{151}\text{Pm}$		64Be10
$^{151}\text{Sm}(\beta^-)^{151}\text{Eu}$	75.9	0.6	76.6	0.5	1.2	1	81 55 $^{151}\text{Eu}$		59Ac28
$^{151}\text{Gd}(\epsilon)^{151}\text{Eu}$	463	3	464.2	2.8	0.4	1	86 84 $^{151}\text{Gd}$		83Vo10
$^{151}\text{Tb}(\beta^+)^{151}\text{Gd}$	2562	5	2565	4	0.7	-			77Cr05
	2566	12			-0.1	-			84Sc18
ave.	2563	5			0.6	1	66 51 $^{151}\text{Tb}$		average
$^{151}\text{Er}(\beta^+)^{151}\text{Ho}$	5130	110	5366	20	2.1	B			98Fo06
$^{151}\text{Lu}^m(\text{IT})^{151}\text{Lu}$	77	5				4		Daa	99Bi14
$^{151}\text{Tb}-\text{C}_{12.583}$	M-A=-71551(28) keV for mixture gs+m at 99.54 keV								Ens99 **
$^{151}\text{Ho}-\text{C}_{12.583}$	M-A=-63622(28) keV for mixture gs+m at 41.0 keV								NDS972**
$^{151}\text{Er}-\text{C}_{12.583}$	M-A=-55670(28) keV for $^{151}\text{Er}^m$ at Eexc=2585.5 keV								NDS972**
$^{151}\text{Ho}(\alpha)^{147}\text{Tb}$	E=4523.8(5,Z) to $^{147}\text{Tb}^m$ at 50.6(0.9); 4610.8(5,Z) from $^{151}\text{Ho}^m$ at 41.1(0.2)								91To08 **
$^{151}\text{Ho}(\alpha)^{147}\text{Tb}$	E=4521.5(3,Z) to $^{147}\text{Tb}^m$ at 50.6(0.9); 4611.5(3,Z) from $^{151}\text{Ho}^m$ at 41.1(0.2)								91To08 **
$^{151}\text{Ho}(\alpha)^{147}\text{Tb}$	E=4521.2(3,Z) to $^{147}\text{Tb}^m$ at 50.6(0.9); 4607.2(4,Z) from $^{151}\text{Ho}^m$ at 41.1(0.2)								91To08 **
$^{151}\text{Ho}(\alpha)^{147}\text{Tb}$	E( $\alpha$ )=4521(5,Z) to $^{147}\text{Tb}^m$ at 50.6(0.9)								96Pa01 **
$^{150}\text{Nd}(^3\text{He,d})^{151}\text{Pm}$	Based on $^{146}\text{Nd}(^3\text{He,d})^{147}\text{Pm}$ Q=-87.6(0.9)								AHW **
$^{151}\text{Yb}(\text{ep})^{150}\text{Er}$	E(p) estimated 7300(300) to levels around 1700								GAu **
	"Statistical p's originate from 11/2- isomer."								86To12 **
$^{151}\text{Lu}^m(p)^{150}\text{Yb}$	Derived from $^{151}\text{Lu}^m(\text{IT})=77(5)$								99Bi14 **
$^{151}\text{Pr}(\beta^-)^{151}\text{Nd}$	Two highest Q <sup>-</sup> =4135(50),4137(40)								AHW **
$\text{C}_{12}\text{H}_8-^{152}\text{Sm}$	142867.0	5.0	142867.8	2.7	0.1	U		M22	75Ka25
$^{152}\text{Eu}-\text{C}_{12.667}$	-78347	50	-78255.5	2.6	1.8	U		GS2	1.0 03Li.A *
$^{152}\text{Tb}-\text{C}_{12.667}$	-76212	159	-75930	40	1.8	U		GS2	1.0 03Li.A *
$^{152}\text{Dy}-\text{C}_{12.667}$	-75278	30	-75282	6	-0.1	U		GS2	1.0 03Li.A *
$^{152}\text{Ho}-\text{C}_{12.667}$	-68248	58	-68286	15	-0.7	U		GS2	1.0 03Li.A *
$^{152}\text{Er}-\text{C}_{12.667}$	-64962	30	-64950	11	0.4	R		GS2	1.0 03Li.A *
$^{152}\text{Tm}-\text{C}_{12.667}$	-55578	79				2		GS2	1.0 03Li.A *
$^{152}\text{Sm}^{35}\text{Cl}_2-^{148}\text{Sm}^{37}\text{Cl}_2$	10810.8	2.0	10809.9	1.1	-0.2	U		H25	2.5 72Ba08
	10807.9	1.4			0.6	1	10 6 $^{152}\text{Sm}$	M21	2.5 75Ka25
$^{152}\text{Sm}^{35}\text{Cl}-^{150}\text{Sm}^{37}\text{Cl}$	5402.7	0.8	5407.0	0.7	2.1	1	11 8 $^{152}\text{Sm}$	M21	2.5 75Ka25
$^{152}\text{Dy}(\alpha)^{148}\text{Gd}$	3728.0	8.	3726	4	-0.2	2			65Ma51 Z
	3726.0	5.			0.1	2			67Go32 Z
$^{152}\text{Ho}(\alpha)^{148}\text{Tb}$	4506.9	3.	4507.3	1.3	0.1	2			82Bo04 *
	4508.0	2.			-0.3	2			82De11 Z
	4505.8	3.			0.5	2			82To14
	4507.9	3.			-0.2	2			87St.A Z
$^{152}\text{Er}(\alpha)^{148}\text{Dy}$	4935.2	5.	4934.4	1.6	-0.1	2			79Ho10
	4934.6	3.			0.0	2			82Bo04 Z
	4934.3	2.			0.1	2			82De11 Z

Item	Input value		Adjusted value		$v_i$	Dg	Sig	Main flux	Lab	F	Reference	
$^{150}\text{Nd}(t,p)^{152}\text{Nd}$	4125	30	4129	24	0.1	1	67	66	$^{152}\text{Nd}$	Ald	72Ch11	
$^{151}\text{Sm}(n,\gamma)^{152}\text{Sm}$	8257.6	0.8	8257.6	0.6	0.0	1	60	44	$^{152}\text{Sm}$		71Gr22 Z	
$^{151}\text{Eu}(n,\gamma)^{152}\text{Eu}$	6306.70	0.10	6306.72	0.10	0.2	1	99	59	$^{152}\text{Eu}$	ILn	85Vo15 Z	
	6307.11	0.14			-2.8	B				Bdn	03Fi.A	
$^{152}\text{Pr}(\beta^-)^{152}\text{Nd}$	6350	120				2				Kur	95Ik03	
$^{152}\text{Nd}(\beta^-)^{152}\text{Pm}$	1088	27	1104	19	0.6	-					93Sh23	
	1120	30			-0.5	-				Kur	95Ik03	
	ave.	1102	20		0.1	1	85	51	$^{152}\text{Pm}$		average	
$^{152}\text{Pm}(\beta^-)^{152}\text{Sm}$	3600	200	3506	26	-0.5	U					71Da19	
	3520	150			-0.1	U					72Wa04	
	3400	200			0.5	U					75Wi08	
	3500	100			0.1	-					77Ya07	
	3500	40			0.2	-				Kur	95Ik03	
	ave.	3500	40		0.2	1	49	49	$^{152}\text{Pm}$		average	
$^{152}\text{Pm}^m(\beta^-)^{152}\text{Sm}$	3603	100	3650	80	0.5	2					71Da19	
	3753	150			-0.7	2					72Wa04	
$^{152}\text{Eu}(\beta^+)^{152}\text{Sm}$	1871	5	1874.3	0.7	0.7	U					58Ai99 *	
	1866	5			1.7	U					62Lo10 *	
	1870.8	2.			1.7	-					72Sv02	
	1872.8	1.5			1.0	-					77Mi.A	
	ave.	1872.1	1.2		1.8	1	35	20	$^{152}\text{Sm}$		average	
$^{152}\text{Eu}(\beta^-)^{152}\text{Gd}$	1809	10	1819.7	1.2	1.1	U					58Ai99 *	
	1827	7			-1.0	U					60La04	
	1806	4			3.4	U					69An18 *	
$^{152}\text{Tb}(\beta^+)^{152}\text{Gd}$	3990	40				3					76Cr.B *	
$^{152}\text{Ho}(\beta^+)^{152}\text{Dy}$	6690	100	6516	15	-1.7	B			IRS		83Ai06 *	
	6270	140			1.8	U					Averag *	
	6225	90			3.2	B			IRS		93Ai03 *	
$^{152}\text{Yb}(\beta^+)^{152}\text{Tm}$	5465	195				3			Got		90Sa.A	
* $^{152}\text{Eu}-\text{C}_{12.667}$	M-A=-72915(35) keV for mixture gs+m+n at 45.5998 and 147.86 keV											
* $^{152}\text{Tb}-\text{C}_{12.667}$	M-A=-70740(29) keV for mixture gs+m at 501.74 keV											
* $^{152}\text{Ho}-\text{C}_{12.667}$	M-A=-63492(28) keV for mixture gs+m at 160(1) keV											
* $^{152}\text{Tm}-\text{C}_{12.667}$	M-A=-51720(54) keV for mixture gs+m at 100#80 keV											
* $^{152}\text{Ho}(\alpha)^{148}\text{Tb}$	E( $\alpha$ )=4389.1(3,Z); and 4455.1(3,Z) from $^{152}\text{Ho}^m$ to $^{148}\text{Tb}^m$											
*	combined with $^{152}\text{Ho}^m(\text{IT})$ - $^{148}\text{Tb}^m(\text{IT})=160(1)$ -90.1(0.3)											
* $^{152}\text{Eu}(\beta^+)^{152}\text{Sm}$	E <sup>+</sup> =895(5) from $^{152}\text{Eu}^m$ at 45.5994											
* $^{152}\text{Eu}(\beta^+)^{152}\text{Sm}$	E <sup>+</sup> =890(5) from $^{152}\text{Eu}^m$ at 45.5994											
* $^{152}\text{Eu}(\beta^-)^{152}\text{Gd}$	Q <sup>-</sup> =1855(10) from $^{152}\text{Eu}^m$ at 45.600											
* $^{152}\text{Eu}(\beta^-)^{152}\text{Gd}$	Q <sup>-</sup> =1852(4) from $^{152}\text{Eu}^m$ at 45.600											
* $^{152}\text{Tb}(\beta^+)^{152}\text{Gd}$	E <sup>+</sup> =2830(15) 8(4)% to ground-state, 5.2(1)% to 344.28 level											
* $^{152}\text{Ho}(\beta^+)^{152}\text{Dy}$	E <sup>+</sup> =3390(100) from $^{152}\text{Ho}^m$ at 160(1) to 2437.1 8 <sup>+</sup> level											
* $^{152}\text{Ho}(\beta^+)^{152}\text{Dy}$	From adopted KLM/ $\beta^+$ =0.97(0.13)											
*	from $^{152}\text{Ho}^m$ at 160(1) to 2437.1 8 <sup>+</sup> level											
*	after extra 3(2)% side feeding correction; see ref.											
*	p <sup>+</sup> =0.52(0.04)/.967 gives KLM/ $\beta^+$ =0.86(0.14)											
*	KLM/ $\beta^+$ =1.12(0.10) after 0.967(0.008) side feeding correction											
* $^{152}\text{Ho}(\beta^+)^{152}\text{Dy}$	Q <sup>+</sup> =6270(90); and 6330(100) from $^{152}\text{Ho}^m$ at 160(1)											
$^{153}\text{Eu}-^{85}\text{Rb}_{1,800}$	80021	16	80008.8	2.6	-0.8	U			MA5	1.0	00Be42	
$^{153}\text{Ho}-\text{C}_{12.75}$	-69814	37	-69801	6	0.3	U			GS2	1.0	03Li.A *	
$^{153}\text{Er}-\text{C}_{12.75}$	-64942	30	-64937	9	0.2	1	10	10	$^{153}\text{Er}$	GS2	1.0	03Li.A
$^{153}\text{Dy}(\alpha)^{149}\text{Gd}$	3560.0	8.	3559	4	-0.1	-					65Ma51 Z	
	3554.9	5.			0.8	-					67Go32 Z	
	ave.	3556	4		0.6	1	70	48	$^{153}\text{Dy}$		average	
$^{153}\text{Ho}(\alpha)^{149}\text{Tb}$	4052.3	5.	4052	4	-0.1	2					68Go.C *	
	4051.0	5.			0.1	2					71To01 *	
$^{153}\text{Er}(\alpha)^{149}\text{Dy}$	4804.5	3.	4802.3	1.4	-0.7	-					82Bo04 Z	
	4802.0	2.			0.2	-					82De11 Z	
	4802.8	3.			-0.2	-					87Sc.A Z	
	4799.7	4.			0.6	-				Daa	96Pa01	
	ave.	4802.3	1.4		-0.1	1	100	78	$^{153}\text{Er}$		average	

Item	Input value	Adjusted value	$v_i$	Dg	Sig	Main flux	Lab	F	Reference
$^{153}\text{Tm}(\alpha)^{149}\text{Ho}$	5252.3	5.	5248.1	1.5	-0.8	U			79Ho10 *
	5246.1	3.			0.7	3			82Bo04 *
	5249.2	2.			-0.5	3			82De11 *
	5247.7	3.			0.1	3			87Sc.A *
	5249.5	5.			-0.3	U	Daa		96Pa01
$^{152}\text{Sm}(n,\gamma)^{153}\text{Sm}$	5867.1	0.4	5868.40	0.13	3.2	F			69Re04 Z
	5868.4	0.3			0.0	-			71Be41 Z
	5868.4	0.7			0.0	U			82Ba15 Z
	5868.40	0.15			0.0	-	Bdn		03Fi.A
ave.	5868.40	0.13			0.0	1	100	100	$^{153}\text{Sm}$ average
$^{152}\text{Eu}(n,\gamma)^{153}\text{Eu}$	8550.28	0.12	8550.29	0.12	0.1	1	100	74	$^{153}\text{Eu}$ ILn
$^{152}\text{Gd}(n,\gamma)^{153}\text{Gd}$	6247.27	0.35	6246.94	0.13	-0.9	2			ILn
	6246.89	0.14			0.4	2			ILn
	6247.48	0.21			-2.6	B			Bdn
$^{153}\text{Pr}(\beta^-)^{153}\text{Nd}$	5720	100				3			Kur
$^{153}\text{Nd}(\beta^-)^{153}\text{Pm}$	3336	25				2			Ida
	3260	100	3336	25	0.8	U			Kur
$^{153}\text{Pm}(\beta^-)^{153}\text{Sm}$	1863	15	1881	11	1.2	1	52	52	$^{153}\text{Pm}$ Ida
$^{153}\text{Tb}(\beta^+)^{153}\text{Gd}$	1573	5	1570	4	-0.7	1	61	58	$^{153}\text{Tb}$
$^{153}\text{Dy}(\beta^+)^{153}\text{Tb}$	2171	2	2170.5	1.9	-0.3	1	94	52	$^{153}\text{Dy}$
$^{153}\text{Lu}^m(\text{IT})^{153}\text{Lu}$	80	5	80	5	0.0	R			157Ta-4
	80	5				10			97Ir01
* $^{153}\text{Ho}-\text{C}_{12,75}$	M-A=-64997(28) keV for mixture gs+m at 68.7 keV								
* $^{153}\text{Ho}(\alpha)^{149}\text{Tb}$	E( $\alpha$ )=4013.1(5,Z) from $^{153}\text{Ho}^m$ at 68.7(1.0)								
* $^{153}\text{Ho}(\alpha)^{149}\text{Tb}$	E( $\alpha$ )=3910(5) to $^{149}\text{Tb}^m$ at 35.78								
* $^{153}\text{Tm}(\alpha)^{149}\text{Ho}$	E( $\alpha$ )=5114.2(5,Z) contains a 8% 5.6(0.3) lower $^{153}\text{Tm}^m(\alpha)$ branch								
* $^{153}\text{Tm}(\alpha)^{149}\text{Ho}$	E( $\alpha$ )=5108.2(3,Z) contains a 8% 5.6(0.3) lower $^{153}\text{Tm}^m(\alpha)$ branch								
* $^{153}\text{Tm}(\alpha)^{149}\text{Ho}$	E( $\alpha$ )=5111.2(2,Z) contains a 8% 5.6(0.3) lower $^{153}\text{Tm}^m(\alpha)$ branch								
* $^{153}\text{Tm}(\alpha)^{149}\text{Ho}$	E( $\alpha$ )=5110.6(3,Z); and 5103.6(4,Z) for lower $^{153}\text{Tm}^m(\alpha)$ branch								
$\text{C}_{12}\text{H}_{10}-^{154}\text{Sm}$	156035.7	4.0	156041.0	2.7	0.5	1	7	7	$^{154}\text{Sm}$ M22
$^{154}\text{Tb}-\text{C}_{12,833}$	-75376	115	-75320	50	0.5	R			GS2
$^{154}\text{Dy}-^{135}\text{Cs}_{1.158}$	33903	19	33911	8	0.4	1	19	19	$^{154}\text{Dy}$ MA5
$^{154}\text{Ho}-\text{C}_{12,833}$	-69348	82	-69398	9	-0.6	U			GS2
$^{154}\text{Tm}-\text{C}_{12,833}$	-58480	48	-58432	15	1.0	U			GS2
$^{154}\text{Sm}^{35}\text{Cl}-^{152}\text{Sm}^{37}\text{Cl}$	5427.2	0.4	5426.9	0.9	-0.3	1	86	66	$^{154}\text{Sm}$ M21
$^{154}\text{Sm}-^{154}\text{Gd}$	1342.8	0.8	1343.7	1.4	0.4	1	47	27	$^{154}\text{Sm}$ M21
$^{154}\text{Sm}-\text{C}_{12}\text{H}_9$	-148211.0	8.0	-148216.0	2.7	-0.3	U			M21
$^{154}\text{Dy}(\alpha)^{150}\text{Gd}$	2946.4	5.	2946	5	-0.1	1	93	81	$^{154}\text{Dy}$
$^{154}\text{Ho}(\alpha)^{150}\text{Tb}$	4041.3	5.	4041	4	0.0	2			
	4041.7	5.			0.0	2			
$^{154}\text{Ho}^m(\alpha)^{150}\text{Tb}^m$	3819.2	10.	3823	5	0.4	3			
	3824.0	5.			-0.2	3			
$^{154}\text{Er}(\alpha)^{150}\text{Dy}$	4280.5	5.	4279.9	2.6	-0.1	-			
	4279.5	3.			0.2	-			
ave.	4279.7	2.6			0.1	1	98	90	$^{154}\text{Er}$ average
$^{154}\text{Tm}(\alpha)^{150}\text{Ho}$	5096.7	5.	5093.8	2.6	-0.6	2			
	5092.7	3.			0.4	2			
$^{154}\text{Tm}^m(\alpha)^{150}\text{Ho}^m$	5174.8	5.	5171.7	1.6	-0.6	3			
	5170.8	3.			0.3	3			
	5171.7	2.			0.0	3			
$^{154}\text{Yb}(\alpha)^{150}\text{Er}$	5473.4	5.	5474.2	1.7	0.2	2			
	5474.7	2.			-0.2	2			
	5473.4	4.			0.2	2			
$^{154}\text{Sm}(d,^3\text{He})^{153}\text{Pm}$	-3623	25	-3572	11	2.0	-			Daa
$^{154}\text{Sm}(t,\alpha)^{153}\text{Pm}$	10748	20	10748	11	0.0	-			LAl
$^{154}\text{Sm}(d,^3\text{He})^{153}\text{Pm}$	ave.	-3592	-3572	11	1.3	1	48	48	$^{153}\text{Pm}$ average
$^{153}\text{Eu}(n,\gamma)^{154}\text{Eu}$	6442.2	0.3	6442.23	0.24	0.1	-			ILn
	6442.2	0.4			0.1	-			Bdn
ave.	6442.20	0.24			0.1	1	99	73	$^{154}\text{Eu}$ average
$^{153}\text{Gd}(n,\gamma)^{154}\text{Gd}$	8895.25	0.30	8894.71	0.17	-1.8	-			ILn
	8894.47	0.20			1.2	-			ILn

Item		Input value	Adjusted value	$v_i$	Dg	Sig	Main flux	Lab	F	Reference		
$^{153}\text{Gd}(n,\gamma)^{154}\text{Gd}$	ave.	8894.71	0.17	8894.71	0.17	0.0	1	100	97	$^{153}\text{Gd}$	average	
$^{154}\text{Pr}(\beta^-)^{154}\text{Nd}$		7490	100				4			Kur	02Sh.B	
$^{154}\text{Nd}(\beta^-)^{154}\text{Pm}^m$		2687	25				3			Ida	93Gr17	
$^{154}\text{Pm}^m(\text{IT})^{154}\text{Pm}$		210	70	120	120	-1.3	B				72Ta13	
		-30	20			7.5	B				90So08	
$^{154}\text{Pm}(\beta^-)^{154}\text{Sm}$		3900	200	3960	40	0.3	U				71Da28	
		4190	170			-1.3	U				72Ta13	
		3940	50			0.5	2				73Pr05	
		3940	200			0.1	U				74Ya07	
		4056	100			-0.9	2			Ida	93Gr17	
$^{154}\text{Pm}^m(\beta^-)^{154}\text{Sm}$		3900	200	4080	110	0.9	2				71Da28	
		4396	180			-1.7	2				72Ta13	
		3880	200			1.0	2				74Ya07	
$^{154}\text{Eu}(\beta^-)^{154}\text{Gd}$		1978	5	1968.8	1.1	-1.8	U				60La04	
		1967	2			0.9	-				77Ra08	
		1975	3			-2.1	-				81Bu.A	
	ave.	1969.5	1.7			-0.4	1	47	27	$^{154}\text{Gd}$	average	
$^{154}\text{Tb}(\beta^+)^{154}\text{Gd}$		3562	50	3550	50	-0.2	2				70Ag03	
$^{154}\text{Ho}^m(\beta^+)^{154}\text{Dy}$		6000	100	5992	29	-0.1	U			IRS	83Al.A	
		6070	80			-1.0	U			IRS	93Al03	
$^{154}\text{Tm}^m(\beta^+)^{154}\text{Er}$		8232	150	8250	50	0.1	U			Dbn	94Po26	
$^{154}\text{Tb}-\text{C}_{12.833}$		M-A=-70142(43) keV for mixture gs+m+n at 12(7) and 200#150 keV									Nubase **	
$^{154}\text{Dy}-^{133}\text{Cs}_{1.158}$		No contamination observed, but contamination by $^{154}\text{Tb}$ cannot be excluded									00Be42**	
$^{154}\text{Ho}-\text{C}_{12.833}$		M-A=-64478(28) keV for mixture gs+m at 238(30) keV									00Be42**	
$^{154}\text{Tm}-\text{C}_{12.833}$		M-A=-54438(32) keV for mixture gs+m at 70(50) keV									Nubase **	
$^{155}\text{Tb}-\text{C}_{12.917}$		-76431	30	-76495	13	-2.1	U			GS2	1.0	03Li.A
$^{155}\text{Dy}-\text{C}_{12.917}$		-74227	30	-74246	13	-0.6	U			GS2	1.0	03Li.A
$^{155}\text{Ho}-\text{C}_{12.917}$		-70867	30	-70897	19	-1.0	2			GS2	1.0	03Li.A
$^{155}\text{Er}-\text{C}_{12.917}$		-66785	30	-66791	7	-0.2	U			GS2	1.0	03Li.A
$^{155}\text{Tm}-\text{C}_{12.917}$		-60814	33	-60801	14	0.4	U			GS2	1.0	03Li.A *
$^{155}\text{Gd}-^{35}\text{Cl}-^{153}\text{Eu}-^{37}\text{Cl}$		4345.4	2.4	4341.8	1.2	-0.6	U			H25	2.5	72Ba08
$^{155}\text{Er}(\alpha)^{151}\text{Dy}$		4118.3	5.				3					74To07 Z
$^{155}\text{Tm}(\alpha)^{151}\text{Ho}$		4579.3	10.	4572	5	-0.6	4					71To01 *
		4568.1	10.			0.4	4					71To01 *
		4570.1	8.			0.2	4					92Ha10 *
$^{155}\text{Yb}(\alpha)^{151}\text{Er}$		5344.1	5.	5337.6	2.3	-1.3	3					79Ho10
		5336.6	5.			0.2	3					82Bo04 Z
		5331.8	4.			1.4	3					91To08
		5340.1	4.			-0.6	3			Daa		96Pa01
$^{155}\text{Lu}(\alpha)^{151}\text{Tm}$		5796.9	5.	5802.7	2.6	1.2	11					89Ho12
		5797.9	5.			1.0	11					91To08
		5805.1	5.			-0.5	11			Daa		96Pa01
		5811.2	5.			-1.7	11			Ara		97Da07
$^{155}\text{Lu}^m(\alpha)^{151}\text{Tm}^m$		5723.0	10.	5730.5	2.8	0.7	12					89Ho12
		5727.1	5.			0.7	12			ORa		91To08
		5732.2	5.			-0.3	12			Daa		96Pa01
		5734.2	5.			-0.7	12			Ara		97Da07
$^{155}\text{Lu}^n(\alpha)^{151}\text{Tm}$		7574.9	15.	7584	3	0.2	U					89Ho12
		7586.2	5.			-0.5	R			Daa		96Pa01 *
$^{154}\text{Sm}(n,\gamma)^{155}\text{Sm}$		5806.8	0.6	5806.96	0.27	0.3	2					82Ba15 Z
		5807.0	0.3			-0.1	2					82Sc03 Z
$^{154}\text{Eu}(n,\gamma)^{155}\text{Eu}$		8151.3	0.4	8151.4	0.4	0.3	1	98	92	$^{155}\text{Eu}$		86Pr03
$^{154}\text{Gd}(n,\gamma)^{155}\text{Gd}$		6435.11	0.30	6435.22	0.18	0.4	-					86Sc25 Z
		6435.29	0.23			-0.3	-			Bdn		03Fi.A
	ave.	6435.22	0.18			0.0	1	99	50	$^{154}\text{Gd}$		average



Item	Input value		Adjusted value		$v_i$	Dg	Sig	Main flux	Lab	F	Reference
$^{155}\text{Ta}(p)^{154}\text{Hf}$	1776	10							Arp		98Uu.A
$^{155}\text{Nd}(\beta^-)^{155}\text{Pm}$	4222	150	4500#	150#	1.9	D			Ida		93Gr17 *
$^{155}\text{Pm}(\beta^-)^{155}\text{Sm}$	3224	30							Ida		93Gr17
$^{155}\text{Sm}(\beta^-)^{155}\text{Eu}$	1607	25	1627.2	1.2	0.8	U			Ida		93Gr17
$^{155}\text{Eu}(\beta^-)^{155}\text{Gd}$	252	5	252.7	1.2	0.1	-					54Le08
	245	5			1.5	-					58Gl56
	245	5			1.5	-					59Am16
	ave.	247.3	2.9		1.8	1	17	9	$^{155}\text{Gd}$		average
$^{155}\text{Dy}(\beta^+)^{155}\text{Tb}$	2099	6	2094.5	1.9	-0.8	3					63Pe13
	2094	2			0.2	3					80Bu04
$^{155}\text{Ho}(\beta^+)^{155}\text{Dy}$	3102	20	3120	22	0.9	R					72To07
$^{155}\text{Lu}^m(\text{IT})^{155}\text{Lu}$	19.9	6.2	20	6	0.0	R					159Ta-4
	19.9	6.2				11					97Da07
$^{155}\text{Lu}^n(\text{IT})^{155}\text{Lu}$	1781	2	1781.0	2.0	0.0	R					151Tm+4
	1781	2				11					96Pa01
* $^{155}\text{Tm}-\text{C}_{12,917}$	M-A=-56627(28) keV for mixture gs+m at 41(6) keV										Ens95 **
* $^{155}\text{Tm}(\alpha)^{151}\text{Ho}$	First assigned to $^{156}\text{Tm}^m$ but belongs to $^{155}\text{Tm}$ gs										94To10 **
* $^{155}\text{Tm}(\alpha)^{151}\text{Ho}$	Doublet from ground-state and isomer, less than 5 keV apart										90Po13 **
* $^{155}\text{Lu}^n(\alpha)^{151}\text{Tm}$	Replaced by authors value for $^{155}\text{Lu}^n(\text{IT})$										AHW **
* $^{155}\text{Nd}(\beta^-)^{155}\text{Pm}$	Systematical trends suggest $^{155}\text{Nd} + 330$										GAU **
$^{156}\text{Tb}-\text{C}_{13}$	-75165	40	-75253	5	-2.2	U			GS2	1.0	03Li.A *
$^{156}\text{Ho}-\text{C}_{13}$	-70082	114	-70160	50	-0.7	o			GS1	1.0	00Ra23 *
	-70161	48				2			GS2	1.0	03Li.A *
$^{156}\text{Er}-\text{C}_{13}$	-68907	30	-68935	26	-0.9	2			GS2	1.0	03Li.A
$^{156}\text{Tm}-\text{C}_{13}$	-61044	30	-61020	17	0.8	U			GS2	1.0	03Li.A
$^{156}\text{Yb}-\text{C}_{13}$	-57202	30	-57182	12	0.7	R			GS2	1.0	03Li.A
$^{156}\text{Er}(\alpha)^{152}\text{Dy}$	3109.9	70.	3487	25	5.4	C					95Ka.A
$^{156}\text{Tm}(\alpha)^{152}\text{Ho}$	4341.6	10.	4344	7	0.2	3					71To10
	4345.6	10.			-0.2	3					81Ga36
$^{156}\text{Yb}(\alpha)^{152}\text{Er}$	4813.6	10.	4811	4	-0.3	3					77Ha48
	4809.6	10.			0.1	3					79Ho10
	4810.6	4.			0.1	3			Daa		96Pa01
$^{156}\text{Lu}(\alpha)^{152}\text{Tm}$	5593.7	10.	5596	3	0.2	U			GSa		79Ho10
	5592.7	5.			0.6	3			Db		92Po14
	5597.9	4.			-0.5	3			Daa		96Pa01
$^{156}\text{Lu}^m(\alpha)^{152}\text{Tm}^m$	5713.7	5.	5711.4	2.6	-0.4	4			GSa		79Ho10 Z
	5709.7	5.			0.4	4			Db		92Po14
	5709.7	8.			0.2	4					92Ha10
	5711.7	4.			-0.1	4			Daa		96Pa01
$^{156}\text{Hf}(\alpha)^{152}\text{Yb}$	6033.0	10.	6028	4	-0.4	4					79Ho10
	6027.9	4.			0.2	4			Daa		96Pa01
$^{156}\text{Hf}^m(\alpha)^{152}\text{Yb}$	7987.2	4.	7987	4	0.1	R			Daa		96Pa01 *
$^{154}\text{Sm}(t,p)^{156}\text{Sm}$	4556	25	4570	9	0.5	1	14	14	$^{156}\text{Sm}$	Ald	66Bj01
$^{154}\text{Eu}(t,p)^{156}\text{Eu}$	6003	10	6009	5	0.6	1	29	28	$^{156}\text{Eu}$	LAl	84La06 *
$^{155}\text{Gd}(n,\gamma)^{156}\text{Gd}$	8536.8	0.5	8536.39	0.07	-0.8	U			ILn		82Ba28
	8536.39	0.07			0.0	1	100	61	$^{156}\text{Gd}$	MMn	82Is05 Z
	8536.04	0.19			1.9	B			Bdn		03Fi.A
$^{155}\text{Gd}(\alpha,t)^{156}\text{Tb}-^{158}\text{Gd}()^{159}\text{Tb}$	-821.9	3.6	-822	4	0.0	1	100	100	$^{156}\text{Tb}$	McM	75Bu02
$^{156}\text{Dy}(d,t)^{155}\text{Dy}$	-3184	10				2			Kop		70Gr46
$^{156}\text{Ta}(p)^{155}\text{Hf}$	1028.6	13.	1014	5	-1.2	U			Dap		92Pa05
	1013.6	5.				3			Dap		96Pa01
$^{156}\text{Ta}^m(p)^{155}\text{Hf}$	1110.2	12.	1114	7	0.3	3			Dap		93Li34
	1115.2	8.			-0.2	3			Dap		96Pa01
$^{156}\text{Nd}(\beta^-)^{156}\text{Pm}$	3690	200				3			Kur		02Sh.B
$^{156}\text{Pm}(\beta^-)^{156}\text{Sm}$	5155	35	5150	30	-0.1	2			Stu		90He11
	5110	100			0.4	2			Kur		02Sh.B
$^{156}\text{Sm}(\beta^-)^{156}\text{Eu}$	721	10	723	8	0.2	-					63Gu04
	721	15			0.1	-					65Wi08
	ave.	721	8		0.2	1	90	86	$^{156}\text{Sm}$		average
$^{156}\text{Eu}(\beta^-)^{156}\text{Gd}$	2430	10	2449	5	1.9	-					62Ew01
	2460	10			-1.1	-					63Th02

Item	Input value	Adjusted value	$v_i$	Dg	Sig	Main flux	Lab	F	Reference
$^{156}\text{Eu}(\beta^-)^{156}\text{Gd}$	2450	15	2449	5	0.0	–			64Pe17
	2478	20			–1.4	U			67Va23
ave.	2446	6			0.5	1	68 68 $^{156}\text{Eu}$		average
$^{156}\text{Ho}(\beta^+)^{156}\text{Dy}$	4400	400	5180	50	1.9	F			76Gr20
	5050	90			1.4	B			02Iz01
$^{156}\text{Er}(\beta^+)^{156}\text{Ho}$	1670	70	1140	50	–7.5	B			82Vy06
$^{156}\text{Tm}(\beta^+)^{156}\text{Er}$	7458	50	7373	29	–1.7	R		Dbn	94Po26
	7390	100			–0.2	U			95Ga.A
$^{156}\text{Hf}^m(\text{IT})^{156}\text{Hf}$	1959	1	1959.0	1.0	0.0	R			152Yb+4
	1959	1				5			96Pa01
* $^{156}\text{Tb}-\text{C}_{13}$	M–A=–69968(32) keV for mixture gs+m+n at 54(3)and 88.4 keV								Nubase **
* $^{156}\text{Ho}-\text{C}_{13}$	M–A=–65230(100) keV for mixture gs+m+n at 52.4 and 100#50 keV								Nubase **
* $^{156}\text{Ho}-\text{C}_{13}$	M–A=–65304(28) keV for mixture gs+m+n at 52.4 and 100#50 keV								Nubase **
* $^{156}\text{Hf}^m(\alpha)^{152}\text{Yb}$	Replaced by authors value for $^{156}\text{Hf}^m(\text{IT})$								AHW **
* $^{154}\text{Eu}(\text{t.p})^{156}\text{Eu}$	Q=5569(10) to 434.23 3 <sup>–</sup> level								91Ba06 **
$^{157}\text{Ho}-\text{C}_{13,083}$	–71724	30	–71744	26	–0.7	2		GS2	1.0 03Li.A
$^{157}\text{Er}-\text{C}_{13,083}$	–68084	30				2		GS2	1.0 03Li.A
$^{157}\text{Tm}-\text{C}_{13,083}$	–63027	30				2		GS2	1.0 03Li.A
$^{157}\text{Yb}-\text{C}_{13,083}$	–57389	30	–57372	11	0.6	1	13 13 $^{157}\text{Yb}$	GS2	1.0 03Li.A
$^{157}\text{Lu}-\text{C}_{13,083}$	–49842	31	–49902	20	–1.9	C		GS2	1.0 03Li.A *
$^{157}\text{Yb}(\alpha)^{153}\text{Er}$	4622.0	7.	4621	6	–0.1	–			77Ha48
	4623.0	10.			–0.2	–			79Ho10
ave.	4622	6			–0.2	1	95 84 $^{157}\text{Yb}$		average
$^{157}\text{Lu}(\alpha)^{153}\text{Tm}$	5097.2	5.	5107.3	2.9	2.0	o		DbA	91Le15 *
	5111.5	5.			–0.8	R		DbA	92Po14 *
$^{157}\text{Lu}^m(\alpha)^{153}\text{Tm}$	5128.9	10.	5128.3	2.1	–0.1	U		IRa	79Al16 Z
	5131.8	5.			–0.7	4			79Ho10 Z
	5133.7	5.			–1.0	4			83To01 Z
	5128.9	5.			–0.1	o		DbA	91Le15
	5118.7	5.			1.9	4			91To09
	5125.8	6.			0.4	4			92Ha10
	5132.0	5.			–0.7	4		DbA	92Po14
	5127.9	4.			0.1	4		Daa	96Pa01
$^{157}\text{Hf}(\alpha)^{153}\text{Yb}$	5869.4	10.	5880	3	1.0	3			73Ea01 Z
	5884.1	5.			–0.8	3			79Ho10 Z
	5879.1	4.			0.2	3		Daa	96Pa01
$^{157}\text{Ta}(\alpha)^{153}\text{Lu}^m$	6277.2	4.	6275	8	–0.6	R		Ara	97Ir01 *
$^{157}\text{Ta}^m(\alpha)^{153}\text{Lu}$	6381.9	10.	6377	4	–0.5	9		GSa	79Ho10
	6375.8	4.			0.2	9		Daa	96Pa01 *
$^{157}\text{Ta}^m(\alpha)^{153}\text{Lu}$	7946.9	8.	7948	8	0.0	R		Daa	96Pa01 *
$^{156}\text{Gd}(\text{n},\gamma)^{157}\text{Gd}$	6359.80	0.15	6359.80	0.15	0.0	1	99 59 $^{157}\text{Gd}$	ILn	87Sp.A Z
$^{156}\text{Gd}(\alpha,\text{t})^{157}\text{Tb}-^{158}\text{Gd}()^{159}\text{Tb}$	–616.2	2.0	–613.9	0.8	1.2	1	16 9 $^{159}\text{Tb}$	McM	75Bu02
$^{156}\text{Dy}(\text{d},\text{p})^{157}\text{Dy}$	4748	10	4745	6	–0.3	–		Tal	68Be.A
	4753	10			–0.8	–		Kop	70Gr46
ave.	4751	7			–0.8	1	66 34 $^{157}\text{Dy}$		average
$^{157}\text{Ta}(\text{p})^{156}\text{Hf}$	925.0	17.	935	10	0.6	o		Dap	96Pa01
	933.0	7.			0.2	R		Ara	97Ir01 *
$^{157}\text{Pm}(\beta^-)^{157}\text{Sm}$	4360	100				3		Kur	02Sh.B
$^{157}\text{Sm}(\beta^-)^{157}\text{Eu}$	2700	200	2730	50	0.2	U			73Ka23
	2734	50				2		Ida	93Gr17
$^{157}\text{Eu}(\beta^-)^{157}\text{Gd}$	1350	20	1363	5	0.7	–			64Sh21
	1370	20			–0.3	–			66Fu05
ave.	1360	14			0.2	1	12 11 $^{157}\text{Eu}$		average
$^{157}\text{Tb}(\epsilon)^{157}\text{Gd}$	60.0	0.3	60.05	0.30	0.2	1	98 94 $^{157}\text{Tb}$		92Ra18
$^{157}\text{Ho}(\beta^+)^{157}\text{Dy}$	2540	50	2599	25	1.2	R			72To05

Item	Input value	Adjusted value	$v_i$	Dg	Sig	Main flux	Lab	F	Reference
$^{157}\text{Er}(\beta^+)^{157}\text{Ho}$	3470	80	3410	40	-0.8	U			75Al.A
	3805	100			-4.0	F	Dbn		94Po26 *
$^{157}\text{Tm}(\beta^+)^{157}\text{Er}$	4480	100	4710	40	2.3	B	IRS		93Al03
	4482	100			2.3	B	Dbn		94Po26
$^{157}\text{Yb}(\beta^+)^{157}\text{Tm}$	5074	100	5267	30	1.9	B	Dbn		94Po26
$^{157}\text{Lu}^m(\text{IT})^{157}\text{Lu}$	32	2	21.0	2.0	-5.5	o	Dbn		91Le15
	21	2			0.0	R			153Tm+4
	21	2			5		Dbn		92Po14 *
$^{157}\text{Ta}^m(\text{IT})^{157}\text{Ta}$	22	5	22	5	0.0	R			156Hf+1
	22	5			9				97Ir01
$^{157}\text{Ta}^n(\text{IT})^{157}\text{Ta}^m$	1571	7	1571	7	0.0	R			153Lu+4
	1571	7			9		Daa		96Pa01
* $^{157}\text{Lu}-\text{C}_{13,083}$	M-A=-46417(28) keV for mixture gs+m at 21.0(2.0) keV								Nubase **
* $^{157}\text{Lu}(\alpha)^{153}\text{Tm}$	E( $\alpha$ )=4925(5) to $^{153}\text{Tm}^m$ at 43.2(0.2)								89Ko02 **
* $^{157}\text{Lu}(\alpha)^{153}\text{Tm}$	E( $\alpha$ )=4939(5) to $^{153}\text{Tm}^m$ at 43.2(0.2); replaced by $^{157}\text{Lu}^m(\text{IT})$								NDS982 **
* $^{157}\text{Ta}(\alpha)^{153}\text{Lu}^m$	Replaced by $^{153}\text{Lu}^m(\text{IT})$								AHW **
* $^{157}\text{Ta}^m(\alpha)^{153}\text{Lu}$	Reassigned.								97Ir01 **
* $^{157}\text{Ta}^n(\alpha)^{153}\text{Lu}$	Replaced by authors value for $^{157}\text{Ta}^n(\text{IT})$								AHW **
* $^{157}\text{Ta}(\text{p})^{156}\text{Hf}$	Use instead $^{157}\text{Ta}^m(\text{IT})$								AHW **
* $^{157}\text{Er}(\beta^+)^{157}\text{Ho}$	E <sup>+</sup> =2525(100) to gs yielding 3547(100)								94Po26 **
	Rather 24% to 174.53 15% to 391.32 - > +258								NDS966 **
* $^{157}\text{Lu}^m(\text{IT})^{157}\text{Lu}$	Derived from $^{157}\text{Lu}^m(\alpha)^{157}\text{Lu}(\alpha)$ difference								NDS966 **
$^{158}\text{Ho}-\text{C}_{13,167}$	-71101	67	-71059	29	0.6	R	GS2	1.0	03Li.A *
$^{158}\text{Er}-\text{C}_{13,167}$	-70220	110	-70107	27	1.0	U	GS1	1.0	00Ra23
	-70107	30			0.0	1	81 81 $^{158}\text{Er}$	GS2	1.0 03Li.A
$^{158}\text{Tm}-\text{C}_{13,167}$	-63080	110	-63020	27	0.5	U	GS1	1.0	00Ra23
	-63020	30			0.0	1	81 81 $^{158}\text{Tm}$	GS2	1.0 03Li.A
$^{158}\text{Yb}-^{142}\text{Sm}_{1,113}$	34252	22	34251	9	-0.1	-	MA7	1.0	01Bo59
ave.	34256	14			-0.4	1	44 30 $^{158}\text{Yb}$		average
$^{158}\text{Lu}-\text{C}_{13,167}$	-50720	30	-50687	16	1.1	R	GS2	1.0	03Li.A
$^{158}\text{Dy}-^{35}\text{Cl}-^{156}\text{Dy}-^{37}\text{Cl}$	3081.4	3.3	3076	6	-0.6	1	54 54 $^{156}\text{Dy}$	H25	2.5 72Ba08
$^{158}\text{Yb}(\alpha)^{154}\text{Er}$	4174.9	10.	4172	7	-0.2	-			77Ha48
	4164.6	12.			0.6	-			92Ha10
ave.	4171	8			0.2	1	79 70 $^{158}\text{Yb}$		average
$^{158}\text{Lu}(\alpha)^{154}\text{Tm}$	4792.2	10.	4790	5	-0.2	3	IRa		79Al16 Z
	4789.5	5.			0.1	3			83To01 Z
$^{158}\text{Hf}(\alpha)^{154}\text{Yb}$	5406.0	5.	5404.7	2.7	-0.2	3			79Ho10 Z
	5401.4	5.			0.7	3			83To01 Z
	5406.1	4.			-0.3	3	Daa		96Pa01
$^{158}\text{Ta}(\alpha)^{154}\text{Lu}$	6124.4	8.	6124	4	-0.1	9	Daa		96Pa01
	6123.3	5.			0.1	9	Ara		97Da07
$^{158}\text{Ta}^m(\alpha)^{154}\text{Lu}^m$	6208.5	6.	6205.0	2.8	-0.6	10			79Ho10
	6203.4	4.			0.4	10	Daa		96Pa01
	6205.4	5.			-0.1	10	Ara		97Da07
$^{158}\text{W}(\alpha)^{154}\text{Hf}$	6600.4	30.	6613	3	0.4	U	GSa		81Ho10 *
	6609.7	30.			0.1	U	Daa		96Pa01
	6612.7	3.			3		Ara		00Ma95
$^{158}\text{W}^m(\alpha)^{154}\text{Hf}$	8495.5	30.	8502	7	0.2	U	GSa		89Ho12
	8506.8	24.			-0.2	U	Daa		96Pa01
	8501.6	7.			3		Ara		00Ma95
$^{158}\text{Dy}(\text{p,t})^{156}\text{Dy}$	-7535	15	-7543	6	-0.5	1	14 14 $^{156}\text{Dy}$	Pri	77Ko04
$^{158}\text{Gd}(\text{t},\alpha)^{157}\text{Eu}-^{156}\text{Gd}(\text{)}^{155}\text{Eu}$	-512	5	-512	5	0.1	1	89 89 $^{157}\text{Eu}$	LAI	79Bu05
$^{157}\text{Gd}(\text{n},\gamma)^{158}\text{Gd}$	7937.39	0.07	7937.39	0.06	0.0	-	MMn		82Is05 Z
	7937.39	0.17			0.0	-	Bdn		03Fi.A
ave.	7937.39	0.06			0.0	1	99 70 $^{158}\text{Gd}$		average

Item	Input value	Adjusted value	$v_i$	Dg	Sig	Main flux	Lab	F	Reference
$^{158}\text{Gd}(\text{d,t})^{157}\text{Gd}-^{159}\text{Tb}()^{158}\text{Tb}$	195.0	1.5	195.8	0.6	0.5	1	17 16 $^{158}\text{Tb}$	McM	84Bu14
$^{157}\text{Gd}(\alpha,\text{t})^{158}\text{Tb}-^{158}\text{Gd}()^{159}\text{Tb}$	-196.6	1.0	-195.8	0.6	0.8	1	39 37 $^{158}\text{Tb}$	McM	84Bu14 *
$^{158}\text{Dy}(\text{d,t})^{157}\text{Dy}$	-2804	10	-2798	6	0.6	-		Tal	68Be.A
	-2804	10			0.6	-		Kop	70Gr46
	ave.	-2804	7		0.8	1	66 66 $^{157}\text{Dy}$		average
$^{158}\text{Pm}(\beta^-)^{158}\text{Sm}$	6120	100							02Sh.A
$^{158}\text{Sm}(\beta^-)^{158}\text{Eu}$	1999	15						Ida	93Gr17
$^{158}\text{Eu}(\beta^-)^{158}\text{Gd}$	3550	120	3490	80	-0.5	2			65Sc19
	3440	100			0.5	2			66Da06
$^{158}\text{Tb}(\epsilon)^{158}\text{Gd}$	1222.1	3.	1219.5	0.9	-0.9	1	10 8 $^{158}\text{Tb}$		85Vo13 *
$^{158}\text{Tb}(\beta^-)^{158}\text{Dy}$	952	10	934.9	2.6	-1.7	U			68Sc04
	933	6			0.3	1	19 16 $^{158}\text{Dy}$		85Vo03
$^{158}\text{Ho}(\beta^+)^{158}\text{Dy}$	4350	100	4221	27	-1.3	U			61Bo24 *
	4230	30			-0.3	2			68Ab14 *
$^{158}\text{Er}(\beta^+)^{158}\text{Ho}$	1710	40	890	40	-20.6	F			82Vy06 *
$^{158}\text{Tm}(\beta^+)^{158}\text{Er}$	6530	100	6600	30	0.7	-		IRS	93Al03
	6624	60			-0.4	-		Dbn	94Po26
	ave.	6600	50		0.0	1	37 19 $^{158}\text{Er}$		average
$^{158}\text{Lu}(\epsilon)^{158}\text{Yb}$	8960	200	8800	17	-0.8	U			95Ga.A
$^{158}\text{Ho}-\text{C}_{13,167}$	M-A=-66148(29) keV for mixture gs+m+n at 67.200 and 180#70 keV								NDS963**
$^{158}\text{W}(\alpha)^{153}\text{Hf}$	Original value E=6450(30) (Q=6617.8) recalibrated								89Ho12 **
$^{157}\text{Gd}(\alpha,\text{t})^{158}\text{Tb}-^{158}\text{Gd}()$	Value 198.3(1.0) for same; same lab; unused								75Bu02 **
$^{158}\text{Tb}(\epsilon)^{158}\text{Gd}$	pL=0.689(0.01) to 1187.147 level, recalculated Q								AHW **
	E <sup>+</sup> =780(80) NOT $^{158}\text{Er}(\beta^+)$ ; reinterpreted								AHW **
$^{158}\text{Ho}(\beta^+)^{158}\text{Dy}$	E <sup>+</sup> =2890(20), 700(60) to 317.11-637.66 and 2436-2605 levels,								NDS892**
	and E <sup>+</sup> =1300(30), 1850(25)								68Ab14 **
	from $^{158}\text{Ho}^m$ at 67.25 to 1920.24-1940.72 and 1441.75 levels,								NDS892**
	E <sup>+</sup> =700(60) NOT $^{158}\text{Er}(\beta^+)$ ; reinterpreted								AHW **
$^{158}\text{Er}(\beta^+)^{158}\text{Ho}$	p <sup>+</sup> =0.3(0.1) from annih. $\gamma$ coinc. to 146.90 level								96Go06 **
$^{158}\text{Er}(\beta^+)^{158}\text{Ho}$	F: Q<1550 from upper limit on p+								75Bu.A **
$^{159}\text{Dy}-\text{C}_{13,25}$	-74285	30	-74260.8	2.9	0.8	U		GS2	1.0 03Li.A
$^{159}\text{Ho}-\text{C}_{13,25}$	-72365	71	-72288	4	1.1	U		GS2	1.0 03Li.A *
$^{159}\text{Er}-\text{C}_{13,25}$	-69290	30	-69316	5	-0.9	U		GS2	1.0 03Li.A
$^{159}\text{Tm}-\text{C}_{13,25}$	-65025	30						GS2	1.0 03Li.A
$^{159}\text{Yb}-^{142}\text{Sm}_{1,120}$	35035	24	35029	19	-0.3	2		MA7	1.0 01Bo59
$^{159}\text{Yb}-\text{C}_{13,25}$	-59960	30	-59950	20	0.3	R		GS2	1.0 03Li.A
$^{159}\text{Lu}-\text{C}_{13,25}$	-53420	61	-53370	40	0.8	2		GS2	1.0 03Li.A *
$^{159}\text{Hf}-\text{C}_{13,25}$	-46044	32	-46005	18	1.2	R		GS2	1.0 03Li.A
$^{159}\text{Tb }^{35}\text{Cl}_2-^{155}\text{Gd }^{37}\text{Cl}_2$	8625.64	1.03	8624.9	0.8	-0.3	1	10 7 $^{159}\text{Tb}$	H41	2.5 85Dy04
$^{159}\text{Tb }^{35}\text{Cl}-^{157}\text{Gd }^{37}\text{Cl}$	4333.3	1.2	4336.7	0.8	1.1	U		H25	2.5 72Ba08
	4337.01	0.61			-0.2	1	27 20 $^{159}\text{Tb}$	H41	2.5 85Dy04
$^{159}\text{Lu}(\alpha)^{155}\text{Tm}$	4534.3	10.	4500	40	-0.8	R		IRa	80Al14
	4531.3	10.			-0.7	R			92Ha10
$^{159}\text{Hf}(\alpha)^{155}\text{Yb}$	5221.2	10.	5225.0	2.7	0.4	U			73Ea01 Z
	5226.2	5.			-0.2	4			79Ho10 Z
	5223.0	5.			0.4	4			83To01 Z
	5219.6	6.			0.9	4			92Ha10
	5229.8	5.			-0.9	4		Daa	96Pa01
$^{159}\text{Ta}(\alpha)^{155}\text{Lu}^m$	5658.6	5.	5661	9	0.5	R		Daa	96Pa01
	5661.7	5.			-0.1	R		Ara	97Da07 *
$^{159}\text{Ta}^m(\alpha)^{155}\text{Lu}$	5745.8	6.	5745	3	-0.2	10			79Ho10
	5743.8	5.			0.2	10		Daa	96Pa01
	5744.8	5.			0.0	10		Ara	97Da07
$^{159}\text{W}(\alpha)^{155}\text{Hf}$	6444.5	6.	6450	4	1.0	3			81Ho10 *
	6441.4	5.			1.8	U		Daa	92Pa05
	6454.7	5.			-0.8	3		Daa	96Pa01
$^{158}\text{Gd}(\text{n},\gamma)^{159}\text{Gd}$	5943.07	0.15	5943.09	0.12	0.1	-		ILn	87Sp.A Z
	5943.1	0.2			0.0	-		Dbn	03Gr13
	ave.	5943.08	0.12		0.1	1	100 93 $^{159}\text{Gd}$		average

Item	Input value	Adjusted value	$v_i$	Dg	Sig	Main flux	Lab	F	Reference	
$^{158}\text{Gd}(\alpha, t)^{159}\text{Tb}-^{164}\text{Dy}()$	–85.7	2.2	–89.0	1.1	–1.5	1	25	13	$^{159}\text{Tb}$ McM	84Bu14
$^{159}\text{Tb}(\text{d}, t)^{158}\text{Tb}-^{164}\text{Dy}()$	–474.3	1.0	–475.0	0.6	–0.7	1	39	36	$^{158}\text{Tb}$ McM	84Bu14
$^{158}\text{Dy}(\text{d}, \text{p})^{159}\text{Dy}$	4608	10	4608.1	2.7	0.0	U			Tal	68Be.A
	4600	10			0.8	U			Kop	70Gr46
$^{159}\text{Sm}(\beta^-)^{159}\text{Eu}$	3840	100				2				02Sh.A
$^{159}\text{Gd}(\beta^-)^{159}\text{Tb}$	969.0	1.5	970.5	0.7	1.0	1	25	17	$^{159}\text{Tb}$	77Bo.A
$^{159}\text{Dy}(\epsilon)^{159}\text{Tb}$	365.9	1.3	365.6	1.2	–0.3	1	81	68	$^{159}\text{Dy}$	68My.A
$^{159}\text{Ho}(\beta^+)^{159}\text{Dy}$	1837.6	6.	1837.6	2.7	0.0	2				79Ad08
	1837.6	3.			0.0	2				82Vy02
$^{159}\text{Er}(\beta^+)^{159}\text{Ho}$	2768.5	2.0				3				84Ka.A
$^{159}\text{Tm}(\beta^+)^{159}\text{Er}$	3850	100	3997	28	1.5	U			IRS	93Al03
	3670	100			3.3	B			Dbn	94Po26
$^{159}\text{Yb}(\beta^+)^{159}\text{Tm}$	5050	200	4730	30	–1.6	U			IRS	93Al03
	4554	150			1.2	U			Dbn	94Po26
$^{159}\text{Lu}(\beta^+)^{159}\text{Yb}$	5850	150	6130	40	1.9	U			IRS	93Al03
	5803	150			2.2	U			Dbn	94Po26
$^{159}\text{Ta}^m(\text{IT})^{159}\text{Ta}$	63.7	5.2	64	5	0.0	R				163Re-4
	63.7	5.2				10			Ara	97Da07
* $^{159}\text{Ho}-\text{C}_{13.25}$	M–A=–67304(28) keV for mixture gs+m at 205.91 keV									NDS945**
* $^{159}\text{Lu}-\text{C}_{13.25}$	M–A=–49710(28) keV for mixture gs+m at 100#80 keV									Nubase **
* $^{159}\text{Ta}(\alpha)^{155}\text{Lu}^m$	Replaced by $^{155}\text{Lu}^m(\text{IT})$									AHW **
* $^{159}\text{W}(\alpha)^{155}\text{Hf}$	See $^{158}\text{W}(\alpha)$ remark									AHW **
$^{160}\text{Er}-\text{C}_{13.333}$	–70916	30	–70917	26	0.0	2			GS2	1.0 03Li.A
$^{160}\text{Tm}-\text{C}_{13.333}$	–64773	127	–64740	40	0.3	U			GS1	1.0 00Ra23 *
	–64755	39			0.5	2			GS2	1.0 03Li.A *
$^{160}\text{Yb}-^{142}\text{Sm}_{1.127}$	33120	20	33125	17	0.2	2			MA7	1.0 01Bo59
$^{160}\text{Yb}-\text{C}_{13.333}$	–62440	120	–62448	18	–0.1	U			GS1	1.0 00Ra23
	–62438	30			–0.3	R			GS2	1.0 03Li.A
$^{160}\text{Lu}-\text{C}_{13.333}$	–53967	61				2			GS2	1.0 03Li.A *
$^{160}\text{Hf}-\text{C}_{13.333}$	–49334	30	–49316	12	0.6	R			GS2	1.0 03Li.A
$^{160}\text{Gd}^{35}\text{Cl}_2-^{156}\text{Gd}^{37}\text{Cl}_2$	10831.70	1.27	10831.6	0.8	0.0	1	6	4	$^{160}\text{Gd}$ H41	2.5 85Dy04
$^{160}\text{Gd}^{35}\text{Cl}-^{158}\text{Gd}^{37}\text{Cl}$	5900.0	0.5	5900.3	0.7	0.3	1	34	27	$^{160}\text{Gd}$ M21	2.5 75Ka25
	5899.88	0.96			0.2	1	9	7	$^{160}\text{Gd}$ H41	2.5 85Dy04
$^{160}\text{Dy}^{35}\text{Cl}-^{158}\text{Dy}^{37}\text{Cl}$	3731.8	2.3	3738.1	2.5	1.1	1	19	18	$^{158}\text{Dy}$ H25	2.5 72Ba08
$^{160}\text{Gd}-^{160}\text{Dy}$	1854.5	0.8	1856.6	1.4	1.1	1	46	24	$^{160}\text{Gd}$ H25	2.5 72Ba08
$^{160}\text{Hf}(\alpha)^{156}\text{Yb}$	4892.2	10.	4902.4	2.6	1.0	4				73Ea01 Z
	4905.0	5.			–0.5	4				79Ho10 Z
	4904.0	5.			–0.3	4				83To01 Z
	4901.8	6.			0.1	4				92Ha10
	4902.8	10.			0.0	4				95Hi12
	4900.8	6.			0.3	4			Daa	96Pa01
$^{160}\text{Ta}(\alpha)^{156}\text{Lu}$	5449.5	5.				4			Daa	96Pa01
$^{160}\text{Ta}^m(\alpha)^{156}\text{Lu}^m$	5550.9	5.	5548	3	–0.5	5				79Ho10 Z
	5538.7	6.			1.5	5				92Ha10
	5552.1	5.			–0.8	5			Daa	96Pa01
$^{160}\text{W}(\alpha)^{156}\text{Hf}$	6072.1	10.	6065	5	–0.6	5				79Ho10
	6063.9	5.			0.3	5			Daa	96Pa01
$^{160}\text{Re}(\alpha)^{156}\text{Ta}$	6704.9	16.	6715	10	0.6	o			Daa	92Pa05
	6711.1	16.			0.2	R			Daa	96Pa01
$^{158}\text{Gd}(\text{t}, \text{p})^{160}\text{Gd}$	4912.0	2.2	4912.7	0.7	0.3	1	10	7	$^{160}\text{Gd}$ McM	89Lo07
$^{160}\text{Gd}(\text{p}, \text{t})^{158}\text{Gd}$	–4919	5	–4912.7	0.7	1.3	U			Min	73Oo01
$^{160}\text{Dy}(\text{p}, \text{t})^{158}\text{Dy}$	–6924	5	–6926.8	2.3	–0.6	–			Min	73Oo01
	–6925.1	3.4			–0.5	–			McM	88Bu08 *
	ave.	–6924.8	2.8		–0.7	1	67	66	$^{158}\text{Dy}$	average
$^{160}\text{Gd}(\text{t}, \alpha)^{159}\text{Eu}-^{158}\text{Gd}()$	–666	5	–666	5	0.0	1	100	100	$^{159}\text{Eu}$ LAI	79Bu05
$^{159}\text{Tb}(\text{n}, \gamma)^{160}\text{Tb}$	6375.45	0.3	6375.21	0.13	–0.8	–			Bdn	74Ke01 Z
	6375.13	0.15			0.5	–				03Fi.A
	ave.	6375.19	0.13		0.1	1	99	94	$^{160}\text{Tb}$	average

Item	Input value	Adjusted value	$v_i$	Dg	Sig	Main flux	Lab	F	Reference		
$^{160}\text{Re}(p)^{159}\text{W}$	1269.1	6.	1278	8	1.5	o	Dap		92Pa05		
$^{160}\text{Eu}(\beta^-)^{160}\text{Gd}$	1279.1	9.			-0.1	4	Dap		96Pa01		
	3900	300	4580#	200#	2.3	D			73Da05		
	4200	200			1.9	D			73Mo18 *		
$^{160}\text{Ho}(\beta^+)^{160}\text{Dy}$	3290	15			2				66Av03 *		
$^{160}\text{Tm}(\beta^+)^{160}\text{Er}$	5600	300	5760	40	0.5	U			75St12		
	5890	100			-1.3	R	IRS		93Al03		
$^{160}\text{Lu}(\beta^+)^{160}\text{Yb}$	7210	240	7900	60	2.9	B			83Ge08		
	7300	100			6.0	B	IRS		93Al03		
* $^{160}\text{Tm}-\text{C}_{13,333}$	M-A=-60300(110) keV for mixture gs+m at 70(20) keV								NDS968**		
* $^{160}\text{Tm}-\text{C}_{13,333}$	M-A=-60283(28) keV for mixture gs+m at 70(20) keV								NDS968**		
* $^{160}\text{Lu}-\text{C}_{13,333}$	M-A=-50270(28) keV for mixture gs+m at 0#100 keV								Nubase **		
* $^{160}\text{Dy}(p,t)^{158}\text{Dy}$	Q-Q( $^{164}\text{Dy}(p,t)$ )-1477.9(3.4), see $^{164}\text{Dy}(p,t)$								AHW **		
* $^{160}\text{Eu}(\beta^-)^{160}\text{Gd}$	Systematical trends suggest $^{160}\text{Eu}$ 470 less bound								GAU **		
* $^{160}\text{Ho}(\beta^+)^{160}\text{Dy}$	E <sup>+</sup> =570(15) to 1694.37 4 <sup>+</sup> level; and 1045(15)								NDS932**		
*	from $^{160}\text{Ho}^m$ at 59.98 to 1285.59 and 1286.69 levels								NDS932**		
$^{161}\text{Tm}-\text{C}_{13,417}$	-66451	30				2	GS2	1.0	03Li.A *		
$^{161}\text{Yb}-^{142}\text{Sm}_{1,134}$	34071	19	34068	16	-0.2	2	MA7	1.0	01Bo59		
$^{161}\text{Yb}-\text{C}_{13,417}$	-62120	110	-62098	17	0.2	U	GS1	1.0	00Ra23		
	-62107	30			0.3	R	GS2	1.0	03Li.A		
$^{161}\text{Lu}-\text{C}_{13,417}$	-56428	30				2	GS2	1.0	03Li.A		
$^{161}\text{Hf}-\text{C}_{13,417}$	-49733	30	-49725	24	0.3	1	65 65 $^{161}\text{Hf}$	GS2	1.0	03Li.A	
$^{161}\text{Dy}-^{35}\text{Cl}-^{159}\text{Tb}-^{37}\text{Cl}$	4535.0	1.0	4536.7	1.3	0.7	1	29 15 $^{159}\text{Tb}$	H25	2.5	72Ba08	
$^{161}\text{Hf}(\alpha)^{157}\text{Yb}$	4717.0	10.	4698	24	-0.4	-			73Ea01	Z	
	4725.2	10.			-0.5	-			82Sc15	Z	
	4724.2	5.			-0.5	-			83To01	Z	
	4716.4	7.			-0.4	-			92Ha10		
	4721.5	10.			-0.5	-			95Hi12		
	ave.	3			-0.5	1	23 19 $^{161}\text{Hf}$		average		
$^{161}\text{Ta}^m(\alpha)^{157}\text{Lu}^m$	5278.9	5.	5353	29	1.5	U			79Ho10	Z	
	5280.4	5.			1.5	U			92Ha10		
	5271.2	7.			1.6	U	Daa		96Pa01		
$^{161}\text{W}(\alpha)^{157}\text{Hf}$	5923.4	5.	5923	4	-0.1	4			79Ho10	Z	
	5922.4	5.			0.1	4	Daa		96Pa01		
$^{161}\text{Re}^m(\alpha)^{157}\text{Ta}^m$	6439.3	10.	6430	4	-0.9	8			79Ho10		
	6425.0	6.			0.8	8	Daa		96Pa01		
	6432.1	7.			-0.3	8	Ara		97Ir01		
$^{161}\text{Dy}(p,t)^{159}\text{Dy}$	-6546	5	-6548.5	1.5	-0.5	-			73Oo01		
	-6547.9	2.5			-0.2	-	McM		88Bu08	*	
	ave.	2.2			-0.4	1	43 32 $^{159}\text{Dy}$		average		
$^{160}\text{Gd}(n,\gamma)^{161}\text{Gd}$	5635.4	1.0				2			71Gr42		
$^{160}\text{Gd}(\alpha,t)^{161}\text{Tb}-^{158}\text{Gd}(\gamma)^{159}\text{Tb}$	678.0	1.0	677.3	0.7	-0.7	1	52 26 $^{160}\text{Gd}$	McM	75Bu02		
$^{160}\text{Tb}(n,\gamma)^{161}\text{Tb}$	7696.3	0.6	7696.6	0.5	0.4	1	83 77 $^{161}\text{Tb}$		75He.C		
$^{160}\text{Dy}(n,\gamma)^{161}\text{Dy}$	6454.40	0.09	6454.39	0.08	-0.2	-			ILn	86Sc16	Z
	6454.34	0.14			0.3	-			Bdn	03Fi.A	
	ave.	0.08			0.0	1	100 77 $^{160}\text{Dy}$		average		
$^{160}\text{Dy}(\text{}^3\text{He,d})^{161}\text{Ho}-^{164}\text{Dy}(\gamma)^{165}\text{Ho}$	-1406.5	2.0	-1406.5	2.0	0.0	1	100 100 $^{161}\text{Ho}$	McM	75Bu02		
$^{161}\text{Re}(p)^{160}\text{W}$	1199.5	6.	1197	5	-0.4	6			97Ir01		
$^{161}\text{Re}^m(p)^{160}\text{W}$	1323.3	7.	1321	5	-0.3	R			97Ir01	*	
$^{161}\text{Er}(\beta^+)^{161}\text{Ho}$	1980	18	1994	9	0.8	R			84Ka.A		
$^{161}\text{Tm}(\beta^+)^{161}\text{Er}$	3100	200	3310	29	1.1	U			75Ad08		
	3180	100			1.3	U	IRS		93Al03		
$^{161}\text{Yb}(\beta^+)^{161}\text{Tm}$	3850	250	4050	30	0.8	U			81Ad02		
	3585	200			2.3	B	Dbn		94Po26		
$^{161}\text{Lu}(\beta^+)^{161}\text{Yb}$	5300	100	5280	30	-0.2	U	IRS		93Al03		
	5255	150			0.2	U	Dbn		94Po26	*	



Item	Input value	Adjusted value	$v_i$	Dg	Sig	Main flux	Lab	F	Reference
$^{163}\text{Tm}-\text{C}_{13,583}$	-67327	30	-67349	6	-0.7	U	GS2	1.0	03Li.A
$^{163}\text{Yb}-^{142}\text{Sm}_{1,148}$	33686	19	33687	16	0.1	2	MA7	1.0	01Bo59
$^{163}\text{Yb}-\text{C}_{13,583}$	-63663	30	-63666	17	-0.1	R	GS2	1.0	03Li.A
$^{163}\text{Lu}-\text{C}_{13,583}$	-58730	110	-58820	30	-0.8	U	GS1	1.0	00Ra23
	-58821	30				2	GS2	1.0	03Li.A
$^{163}\text{Hf}-\text{C}_{13,583}$	-52911	30				2	GS2	1.0	03Li.A
$^{163}\text{Ta}-\text{C}_{13,583}$	-45780	30	-45670	40	3.7	C	GS2	1.0	03Li.A
$^{163}\text{Ta}(\alpha)^{159}\text{Lu}$	4741.5	15.	4749	5	0.5	3			83Sc18 *
	4746.7	10.			0.2	3			86Ru05
	4751.8	7.			-0.4	3			92Ha10
$^{163}\text{W}(\alpha)^{159}\text{Hf}$	5520.3	5.	5520	50	0.0	5			73Ea01 Z
	5518.1	5.			0.0	5			79Ho10 Z
	5519.9	3.			0.0	5			82De11 Z
	5518.7	6.			0.0	5	Daa		96Pa01
$^{163}\text{Re}(\alpha)^{159}\text{Ta}$	6017.9	5.	6017	7	-0.2	R	Ara		97Da07 *
$^{163}\text{Re}^m(\alpha)^{159}\text{Ta}^m$	6067.2	6.	6068	3	0.2	9			79Ho10
	6067.2	7.			0.1	9	Daa		96Pa01
	6069.2	5.			-0.2	9	Ara		97Da07
$^{163}\text{Os}(\alpha)^{159}\text{W}$	6674.1	30.	6680	50	0.1	4			81Ho10
	6678.2	10.			0.0	4	ORa		96Bi07
	6676.2	19.			0.0	4	Daa		96Pa01
$^{162}\text{Dy}(n,\gamma)^{163}\text{Dy}$	6270.98	0.06	6271.01	0.05	0.4	-	MMn		82Is05 Z
	6271.00	0.09			0.1	-	ILn		89Sc31 Z
	6271.14	0.13			-1.0	-	Bdn		03Fi.A
ave.	6271.01	0.05			0.0	1	100 93 $^{162}\text{Dy}$		average
$^{162}\text{Dy}(^3\text{He,d})^{163}\text{Ho}-^{164}\text{Dy}(\gamma)^{165}\text{Ho}$	-734.3	1.0	-734.1	0.9	0.2	1	77 41 $^{164}\text{Dy}$	McM	75Bu02
$^{162}\text{Er}(d,p)^{163}\text{Er}$	4682	10	4678	5	-0.4	1	25 20 $^{163}\text{Er}$	Kop	69Tj01
$^{163}\text{Ho}(\epsilon)^{163}\text{Dy}$	2.56	0.05	2.555	0.016	-0.1	-			85Ha12 *
	2.60	0.03			-1.5	o			86Ya17
	2.561	0.020			-0.3	-			92Ha15
	2.54	0.03			0.5	-			93Bo.A *
	2.71	0.10			-1.5	U			94Ya07
ave.	2.555	0.016			0.0	1	100 58 $^{163}\text{Ho}$		average
$^{163}\text{Er}(\beta^+)^{163}\text{Ho}$	1210	6	1210	5	0.0	1	60 59 $^{163}\text{Er}$		63Pe16
$^{163}\text{Tm}(\beta^+)^{163}\text{Er}$	2439	3				2			82Vy07
$^{163}\text{Yb}(\beta^+)^{163}\text{Tm}$	3370	100	3431	17	0.6	U			75Ad09
$^{163}\text{Lu}(\beta^+)^{163}\text{Yb}$	4860	170	4510	30	-2.0	B			83Ge08
	4600	200			-0.4	U		IRS	93A103
$^{163}\text{Re}^m(\text{IT})^{163}\text{Re}$	115.1	4.0	115	4	0.0	R			167Ir-4
	115.1	4.0				9	Ara		97Da07
* $^{163}\text{Ta}(\alpha)^{159}\text{Lu}$	Original assignment to 13 s $^{164}\text{Ta}$ changed to $^{163}\text{Ta}$								
* $^{163}\text{Re}(\alpha)^{159}\text{Ta}$	Replaced by author's value for $^{159}\text{Ta}^m(\text{IT})$								
* $^{163}\text{Ho}(\epsilon)^{163}\text{Dy}$	Orig. value 2.60(0.03) corrected to 2.561(0.020) for dynamic effects								
*	error 0.020 is statistical only								
* $^{163}\text{Ho}(\epsilon)^{163}\text{Dy}$	Original $2616 < Q < 2694$ 68% CL from $^{163}\text{Dy}_{66} + (\beta^-)^{163}\text{Ho}_{66} +$								
*	corrected to $2511 < Q < 2572$ 68% CL								
$^{164}\text{Tm}-\text{C}_{13,667}$	-66440	30				2	GS2	1.0	03Li.A *
$^{164}\text{Yb}-^{142}\text{Sm}_{1,155}$	32429	19	32436	16	0.4	2	MA7	1.0	01Bo59
$^{164}\text{Yb}-\text{C}_{13,667}$	-65690	104	-65511	17	1.7	U	GS1	1.0	00Ra23
	-65493	30			-0.6	R	GS2	1.0	03Li.A
$^{164}\text{Lu}-\text{C}_{13,667}$	-58750	110	-58660	30	0.8	U	GS1	1.0	00Ra23
	-58661	30				2	GS2	1.0	03Li.A
$^{164}\text{Hf}-\text{C}_{13,667}$	-55620	110	-55633	22	-0.1	U	GS1	1.0	00Ra23
	-55596	30			-1.2	R	GS2	1.0	03Li.A
$^{164}\text{Ta}-\text{C}_{13,667}$	-46466	30				2	GS2	1.0	03Li.A



Item	Input value	Adjusted value	$v_i$	Dg	Sig	Main flux	Lab	F	Reference
$^{164}\text{Er } ^{35}\text{Cl} - ^{162}\text{Er } ^{37}\text{Cl}$	3373.3	1.3	3372.1	2.6	-0.4	1	66 47 $^{162}\text{Er}$	H25	2.5 72Ba08
$^{164}\text{W}(\alpha)^{160}\text{Hf}$	5281.7	5.	5278.5	2.0	-0.6	5			73Ea01 Z
	5274.7	5.			0.8	5			75To05 Z
	5279.0	5.			-0.1	5			79Ho10
	5279.2	3.			-0.2	5			82De11 Z
	5277.0	6.			0.3	5		Daa	96Pa01
$^{164}\text{Re}^m(\alpha)^{160}\text{Ta}$	5922.7	10.	5930	50	0.1	5			79Ho10
	5928.9	7.			0.0	5		Daa	96Pa01
$^{164}\text{Os}(\alpha)^{160}\text{W}$	6478.3	20.	6477	6	-0.1	U			81Ho10
	6473.2	10.			0.4	6		ORa	96Bi07
	6479.4	7.			-0.3	6		Daa	96Pa01
$^{164}\text{Dy}(t,\alpha)^{163}\text{Tb}$	11153	4				2		McM	92Ga15 *
$^{163}\text{Dy}(n,\gamma)^{164}\text{Dy}$	7658.11	0.07	7658.11	0.07	0.1	1	100 52 $^{163}\text{Dy}$	MMn	82Is05 Z
	7658.90	0.06			-13.1	C			99Fo.A
	7655.0	0.9			3.5	B		Bdn	03Fi.A
$^{163}\text{Dy}(^3\text{He,d})^{164}\text{Ho} - ^{164}\text{Dy}(\gamma)^{165}\text{Ho}$	-331.6	1.4	-330.7	1.1	0.6	1	67 67 $^{164}\text{Ho}$	McM	75Bu02 *
$^{164}\text{Er}(d,t)^{163}\text{Tb}$	-2593	10	-2590	5	0.3	1	23 21 $^{163}\text{Er}$	Kop	69Tj01
$^{164}\text{Ir}^m(p)^{163}\text{Os}$	1844	9	1836	8	-0.8	5		Jyp	01Ke05
	1818	14			1.3	5		Arp	02Ma61
$^{164}\text{Tb}(\beta^-)^{164}\text{Dy}$	3890	100				2			71Gu18
$^{164}\text{Tm}(\beta^+)^{164}\text{Er}$	3985	20	4061	28	3.8	B			67Vr04 *
	3989	50			1.4	B		IRS	94Po26 *
$^{164}\text{Lu}(\beta^+)^{164}\text{Yb}$	6390	140	6380	30	-0.1	U			83Ge08
	6290	90			1.0	U		IRS	93Al03 *
	6255	120			1.0	U		Dbn	94Po26 *
* $^{164}\text{Tm} - \text{C}_{13,667}$	M-A=-61884(28) keV for mixture gs+m at 10(6) keV								
* $^{164}\text{Dy}(t,\alpha)^{163}\text{Tb}$	Q- $^{162}\text{Dy}(\gamma)^{161}\text{Tb}$ =-123(4)+54-584=-653(4)								
* $^{163}\text{Dy}(^3\text{He,d})^{164}\text{Ho} - ^{164}\text{D}$	See erratum								
* $^{164}\text{Tm}(\beta^+)^{164}\text{Er}$	E <sup>+</sup> =2940(20) 29 to gs 10 to 91.38 level								
* $^{164}\text{Tm}(\beta^+)^{164}\text{Er}$	E <sup>+</sup> =2944(50) 29 to gs 10 to 91.38 level								
* $^{164}\text{Lu}(\beta^+)^{164}\text{Yb}$	Q <sup>+</sup> =6250(90) partly to 123.31 level								
* $^{164}\text{Lu}(\beta^+)^{164}\text{Yb}$	E <sup>+</sup> =5191(120) partly to 123.31 level								
$^{165}\text{Tm} - ^{142}\text{Sm}_{1,162}$	30970	20	30976	7	0.3	1	13 11 $^{142}\text{Sm}$	MA7	1.0 01Bo59
$^{165}\text{Yb} - \text{C}_{13,75}$	-64721	30				2		GS2	1.0 03Li.A
$^{165}\text{Lu} - \text{C}_{13,75}$	-60602	30	-60593	28	0.3	2		GS2	1.0 03Li.A
$^{165}\text{Hf} - \text{C}_{13,75}$	-55360	140	-55430	30	-0.5	U		GS1	1.0 00Ra23
	-55433	30				2		GS2	1.0 03Li.A
$^{165}\text{Ta} - \text{C}_{13,75}$	-49191	30	-49227	19	-1.2	R		GS2	1.0 03Li.A
$^{165}\text{W} - \text{C}_{13,75}$	-41720	30	-41720	27	0.0	1	80 80 $^{165}\text{W}$	GS2	1.0 03Li.A
$^{165}\text{W}(\alpha)^{161}\text{Hf}$	5031.0	5.	5032	30	0.0	-			75To05 Z
	5034.2	10.			0.0	-			84Sc06 *
	ave. 5032	4			0.0	1	36 20 $^{165}\text{W}$		average
$^{165}\text{Re}^m(\alpha)^{161}\text{Ta}^m$	5631.7	10.	5649	4	1.7	13			78Sc26 *
	5643.0	10.			0.6	13		GSa	81Ho10
	5664.5	4.			-3.8	F		Ora	82De11 *
	5655.4	5.			-1.2	13		Daa	96Pa01 *
$^{165}\text{Os}(\alpha)^{161}\text{W}$	6354.3	20.	6340	50	-0.4	5			78Ca11
	6317.4	10.			0.4	5			81Ho10
	6342.1	7.			-0.1	5		Daa	96Pa01
$^{165}\text{Ir}^m(\alpha)^{161}\text{Re}^m$	6882.1	7.				8		Ara	97Da07
$^{164}\text{Dy}(n,\gamma)^{165}\text{Dy}$	5716.36	0.20	5715.96	0.05	-2.0	B		ILn	79Br25 Z
	5715.96	0.06			0.0	2		MMn	82Is05 Z
	5715.70	0.30			0.9	U		ILn	90Ka21 Z
	5715.95	0.12			0.1	2		Bdn	03Fi.A
$^{165}\text{Ho}(\gamma,n)^{164}\text{Ho}$	-7987	2	-7988.8	1.1	-0.9	1	33 33 $^{164}\text{Ho}$	MMn	85Ts01



Item	Input value	Adjusted value	$v_i$	Dg	Sig	Main flux	Lab	F	Reference	
$C_{13} H_{11} -^{167}\text{Er}$	154040.4	6.2	154027.2	2.7	-0.9	U	M23	2.5	79Ha32	
$^{167}\text{Lu} - C_{13.917}$	-61730	34			2		GS2	1.0	03Li.A *	
$^{167}\text{Hf} - C_{13.917}$	-57490	110	-57400	30	0.8	U	GS1	1.0	00Ra23	
	-57400	30			2		GS2	1.0	03Li.A	
$^{167}\text{Ta} - C_{13.917}$	-51870	120	-51910	30	-0.3	U	GS1	1.0	00Ra23	
	-51907	30			2		GS2	1.0	03Li.A	
$^{167}\text{W} - C_{13.917}$	-45175	30	-45184	21	-0.3	R	GS2	1.0	03Li.A	
$^{167}\text{Er} -^{35}\text{Cl} -^{165}\text{Ho} -^{37}\text{Cl}$	4679.5	1.2	4676.2	1.0	-1.1	1	10 6 $^{165}\text{Ho}$	2.5	72Ba08	
$^{167}\text{W}(\alpha)^{163}\text{Hf}$	4661.9	20.	4770	30	2.2	U			89Me02	
	4671.1	13.			2.0	U			91Me05	
$^{167}\text{Re}^m(\alpha)^{163}\text{Ta}$	5408.8	3.	5407.0	2.9	-0.6	4	Ora		82De11 *	
	5397.5	10.			0.9	4	ChR		84Sc06 *	
	5392.4	12.			1.2	4	Bea		92Me10	
$^{167}\text{Os}(\alpha)^{163}\text{W}$	5983.6	5.	5980	50	0.0	6			81Ho10 Z	
	5978.7	2.			0.1	6			82De11 Z	
	5996.9	5.			-0.3	6	Daa		96Pa01	
	5979.5	5.			0.0	6	Bka		02Ro17	
$^{167}\text{Ir}(\alpha)^{163}\text{Re}$	6507.1	5.	6503	6	-0.8	R	Ara		97Da07 *	
$^{167}\text{Ir}^m(\alpha)^{163}\text{Re}^m$	6543.0	10.	6563	4	2.0	8			81Ho10	
	6567.6	11.			-0.4	8	Daa		96Pa01	
	6567.6	5.			-0.8	8	Ara		97Da07	
$^{167}\text{Pt}(\alpha)^{163}\text{Os}$	7159.8	10.			5		ORa		96Bi07	
$^{167}\text{Er}(p,t)^{165}\text{Er}$	-6427	6	-6429.3	1.9	-0.4	-	Min		73Oo01	
	-6430	5			0.1	-			75Si08	
ave.	-6429	4			-0.1	1	26 24 $^{165}\text{Er}$		average	
$^{166}\text{Er}(n,\gamma)^{167}\text{Er}$	6436.35	0.50	6436.45	0.18	0.2	-			70Bo29 Z	
	6436.51	0.40			-0.1	-			70Mi01 Z	
	6436.46	0.22			0.0	-	Bdn		03Fi.A	
ave.	6436.46	0.18			0.0	1	99 62 $^{166}\text{Er}$		average	
$^{166}\text{Er}(\alpha,t)^{167}\text{Tm} - ^{168}\text{Er}(\alpha)^{169}\text{Tm}$	-666.5	1.0	-666.5	1.0	0.0	1	99 99 $^{167}\text{Tm}$	McM	75Bu02	
$^{167}\text{Ir}(p)^{166}\text{Os}$	1070.5	6.	1071	5	0.0	6			97Da07	
$^{167}\text{Ir}^m(p)^{166}\text{Os}$	1245.5	7.	1246	6	0.1	R			97Da07 *	
$^{167}\text{Dy}(\beta^-)^{167}\text{Ho}$	2350	60			3				77Tu01	
$^{167}\text{Ho}(\beta^-)^{167}\text{Er}$	970	20	1010	5	2.0	U			68Fu07	
$^{167}\text{Yb}(\beta^+)^{167}\text{Tm}$	1954	4	1954	4	0.1	1	91 90 $^{167}\text{Yb}$		77Kr.A	
$^{167}\text{Lu}(\beta^+)^{167}\text{Yb}$	3130	100	3090	30	-0.4	U			64Ag.A	
$^{167}\text{W}(\beta^+)^{167}\text{Ta}$	5620	270	6260	30	2.4	U	Got		89Me02	
$^{167}\text{Ir}^m(\text{IT})^{167}\text{Ir}$	175.3	2.2	175.3	2.2	0.0	R			166Os+1	
	175.3	2.2			7		Ara		97Da07	
* $^{167}\text{Lu} - C_{13.917}$	M - A = -57501(28) keV for mixture gs+m at 0#30 keV								Nubase **	
* $^{167}\text{Re}^m(\alpha)^{163}\text{Ta}$	Original assignment to $^{168}\text{Re}$ changed by ref.								92Me10 **	
* $^{167}\text{Re}^m(\alpha)^{163}\text{Ta}$	Original assignment to $^{168}\text{Re}^m$ changed by ref.								92Me10 **	
*	original E( $\alpha$ )=5250 recalibrated using their $^{168}\text{Os} - ^{170}\text{Os}$ results								GAu **	
* $^{167}\text{Ir}(\alpha)^{163}\text{Re}$	Replaced by author's value for $^{163}\text{Re}^m(\text{IT})^{163}\text{Re}$								AHW **	
* $^{167}\text{Ir}^m(p)^{166}\text{Os}$	Replaced by author's value for $^{167}\text{Ir}^m(\text{IT})^{167}\text{Ir}$								97Da07 **	
$C_{13} H_{12} - ^{168}\text{Er}$	161543.3	5.1	161530.2	2.7	-1.0	1	4 4 $^{168}\text{Er}$	M23	2.5	79Ha32
$^{168}\text{Lu} - C_{14}$	-61210	89	-61260	50	-0.6	R		GS2	1.0	03Li.A *
$^{168}\text{Hf} - C_{14}$	-59560	104	-59430	30	1.2	U		GS1	1.0	00Ra23
	-59432	30			2		GS2	1.0	03Li.A	
$^{168}\text{Ta} - C_{14}$	-52020	110	-51950	30	0.6	U		GS1	1.0	00Ra23
	-51953	30			2		GS2	1.0	03Li.A	
$^{168}\text{W} - C_{14}$	-48181	30	-48192	17	-0.4	R		GS2	1.0	03Li.A
$^{168}\text{W}(\alpha)^{164}\text{Hf}$	4506.5	12.			5				91Me05	
$^{168}\text{Re}(\alpha)^{164}\text{Ta}$	5063	13			3		Bea		92Me10 *	
$^{168}\text{Os}(\alpha)^{164}\text{W}$	5819.0	3.	5818.2	2.9	-0.3	6			82De11 Z	
	5800.4	8.			2.2	B			84Sc06 *	
	5812.7	8.			0.7	6			95Hi02	

Item	Input value	Adjusted value	$v_i$	Dg	Sig	Main flux	Lab	F	Reference
$^{168}\text{Ir}(\alpha)^{164}\text{Re}$	6477.5	8.			8		Daa		96Pa01 *
$^{168}\text{Ir}^m(\alpha)^{164}\text{Re}^m$	6410.9	5.	6410	50	-0.1	6			82De11
	6379.2	15.			0.6	6	Daa		96Pa01
$^{168}\text{Pt}(\alpha)^{164}\text{Os}$	6990.8	20.	6997	9	0.3	7			81Ho10
	6998.9	10.			-0.2	7	ORa		96Bi07
$^{168}\text{Yb}(p,t)^{166}\text{Yb}$	-7647	7			2		Min		73Co01
$^{167}\text{Er}(n,\gamma)^{168}\text{Er}$	7771.43	0.40	7771.32	0.12	-0.3	-			70Mi01 Z
	7771.05	0.20			1.3	-	ILn		79Br25 Z
	7771.0	0.5			0.6	U			85Va.A
	7771.45	0.16			-0.8	-	Bdn		03Fi.A
ave.	7771.31	0.12			0.1	1	100	60	$^{168}\text{Er}$ average
$^{167}\text{Er}(\alpha,t)^{168}\text{Tm}-^{168}\text{Er}(\gamma)^{169}\text{Tm}$	-262.3	1.5	-262.3	1.5	0.0	1	100	100	$^{168}\text{Tm}$ McM
$^{168}\text{Yb}(d,t)^{167}\text{Yb}$	-2797	12	-2795	5	0.2	1	18	10	$^{167}\text{Yb}$ Kop
$^{168}\text{Ho}(\beta^-)^{168}\text{Er}$	2740	100	2930	30	1.9	U			73Ka07
	2930	30				2			90Ch37
$^{168}\text{Lu}(\beta^+)^{168}\text{Yb}$	4475	80	4510	50	0.4	2			70Ch28
	4500	80			0.1	2			83Vi.A
$^{168}\text{Lu}^m(\beta^+)^{168}\text{Yb}$	4695	100				2			72Ch44
$^{168}\text{Lu}-\text{C}_{14}$	M-A=-56922(28) keV for mixture gs+m at 190(110) keV								Nubase **
$^{168}\text{Re}(\alpha)^{164}\text{Ta}$	E( $\alpha$ )=4833(13) to 111.7 level								92Me10**
$^{168}\text{Os}(\alpha)^{164}\text{W}$	Used for recalibration of other results of same ref.								GAu **
$^{168}\text{Ir}(\alpha)^{164}\text{Re}$	Correlated with E( $\alpha$ )=6878 of $^{172}\text{Au}$								96Pa01 **
$^{169}\text{Lu}-\text{C}_{14.083}$	-62362	31	-62349	6	0.4	U		GS2	1.0 03Li.A *
$^{169}\text{Hf}-\text{C}_{14.083}$	-58741	30				2		GS2	1.0 03Li.A *
$^{169}\text{Ta}-\text{C}_{14.083}$	-53960	110	-53990	30	-0.3	U		GS1	1.0 00Ra23
	-53989	30				2		GS2	1.0 03Li.A *
$^{169}\text{W}-\text{C}_{14.083}$	-48195	30	-48221	17	-0.9	1	31	31	$^{169}\text{W}$ GS2
$^{169}\text{Re}-\text{C}_{14.083}$	-41188	57	-41210	30	-0.4	1	28	28	$^{169}\text{Re}$ GS2
$^{169}\text{Tm}^{35}\text{Cl}_2-^{165}\text{Ho}^{37}\text{Cl}_2$	9793.0	1.1	9791.4	1.4	-0.6	1	24	14	$^{165}\text{Ho}$ H25
$^{169}\text{Tm}^{35}\text{Cl}_2-^{167}\text{Er}^{37}\text{Cl}_2$	5113.2	1.1	5115.2	1.2	0.7	1	18	10	$^{167}\text{Er}$ H25
$^{169}\text{Re}(\alpha)^{165}\text{Ta}^p$	4989.3	12.				2		Bea	92Me10
$^{169}\text{Re}^m(\alpha)^{165}\text{Ta}$	5189.1	3.				4		Ora	82De11
	5191.1	10.	5189	3	-0.2	U		ChR	84Sc06 *
	5184.0	10.			0.5	U		Bea	92Me10
$^{169}\text{Os}(\alpha)^{165}\text{W}$	5717.6	4.	5716	3	-0.4	2			82De11
	5699.2	8.			2.1	B			84Sc06 *
	5713	8			0.3	2			95Hi02
	5711.5	8.			0.5	2		Daa	96Pa01
$^{169}\text{Ir}(\alpha)^{165}\text{Re}$	6150.8	8.				13		Ara	99Po09
$^{169}\text{Ir}^m(\alpha)^{165}\text{Re}^m$	6276.0	3.	6257	4	-6.2	B		Ora	82De11 Z
	6258.4	10.			-0.1	U			84Sc.A
	6267.6	9.			-1.1	12		Daa	96Pa01
	6254.3	5.			0.6	12		Ara	99Po09
$^{169}\text{Pt}(\alpha)^{165}\text{Os}$	6840.2	15.	6846	13	0.4	6		GSa	81Ho10
	6860.7	23.			-0.6	6		Daa	96Pa01
$^{168}\text{Er}(n,\gamma)^{169}\text{Er}$	6002.5	0.7	6003.27	0.15	1.1	U			70Bo29 Z
	6003.5	0.3			-0.8	-			70Mu15 Z
	6003.16	0.18			0.6	-		Bdn	03Fi.A
ave.	6003.25	0.15			0.1	1	100	92	$^{169}\text{Er}$ average
$^{168}\text{Yb}(n,\gamma)^{169}\text{Yb}$	6866.8	0.4	6866.98	0.15	0.5	-			68Mi08 Z
	6867.2	0.4			-0.5	-			68Sh12 Z
	6866.97	0.18			0.1	-		Bdn	03Fi.A
ave.	6866.98	0.15			0.0	1	100	54	$^{168}\text{Yb}$ average
$^{169}\text{Dy}(\beta^-)^{169}\text{Ho}$	3200	300				3		LBL	90Ch34
$^{169}\text{Er}(\beta^-)^{169}\text{Tm}$	343.8	3.	351.3	1.1	2.5	1	13	8	$^{169}\text{Er}$
	347.8	5.			0.7	U			65Du02

Item	Input value		Adjusted value		$v_i$	Dg	Sig	Main flux	Lab	F	Reference	
$^{169}\text{Yb}(\epsilon)^{169}\text{Tm}$	913	12	910	4	-0.3	U					86Ad07	
$^{169}\text{Lu}(\beta^+)^{169}\text{Yb}$	2293	3				U					77Bo31	
$^{169}\text{Hf}(\beta^+)^{169}\text{Lu}$	3365	200	3360	28	0.0	U					69Ar23	
	3250	90			1.2	U					73Me09	
* $^{169}\text{Lu}-\text{C}_{14,083}$	M-A=-58075(28) keV for mixture gs+m at 29.0 keV										NDS91a**	
* $^{169}\text{Re}-\text{C}_{14,083}$	M-A=-38293(29) keV for mixture gs+m at 145(29) keV										Nubase **	
* $^{169}\text{Re}^m(\alpha)^{165}\text{Ta}$	Original E( $\alpha$ )=5050 recalibrated using their $^{168}\text{Os}-^{170}\text{Os}$ results										GAu **	
* $^{169}\text{Os}(\alpha)^{165}\text{W}$	Used for recalibration of other results of same ref.										GAu **	
$^{170}\text{Lu}-\text{C}_{14,167}$	-61529	42	-61525	18	0.1	R			GS2	1.0	03Li.A *	
$^{170}\text{Hf}-\text{C}_{14,167}$	-60400	104	-60390	30	0.1	U			GS1	1.0	00Ra23	
	-60391	30				2			GS2	1.0	03Li.A	
$^{170}\text{Ta}-\text{C}_{14,167}$	-53810	104	-53830	30	-0.1	U			GS1	1.0	00Ra23	
	-53825	30				2			GS2	1.0	03Li.A	
$^{170}\text{W}-\text{C}_{14,167}$	-50710	110	-50772	16	-0.6	U			GS1	1.0	00Ra23	
	-50755	30			-0.6	R			GS2	1.0	03Li.A	
$^{170}\text{Re}-\text{C}_{14,167}$	-41782	30	-41780	28	0.1	2			GS2	1.0	03Li.A	
$^{170}\text{Os}-\text{C}_{14,167}$	-36454	31	-36423	12	1.0	R			GS2	1.0	03Li.A	
$^{170}\text{Er}^{35}\text{Cl}-^{168}\text{Er}^{37}\text{Cl}$	6046.9	1.8	6044.2	1.6	-0.6	1	13	10	$^{170}\text{Er}$	H25	2.5	72Ba08
$^{170}\text{Yb}^{35}\text{Cl}-^{168}\text{Yb}^{37}\text{Cl}$	3806.0	7.6	3815	4	0.5	U			H27	2.5	74Ba90	
$^{170}\text{Os}(\alpha)^{166}\text{W}$	5533.5	10.	5539	3	0.6	4						72To06 Z
	5541.6	4.			-0.6	4						82De11 Z
	5523.2	8.			2.0	B						84Sc06 *
	5533.4	8.			0.7	4						95Hi02
	5537.5	10.			0.2	4			Bka			02Ro17
$^{170}\text{Ir}(\alpha)^{166}\text{Re}^p$	5955.4	10.				8			Bka			02Ro17
$^{170}\text{Ir}^m(\alpha)^{166}\text{Re}^m$	6175.4	10.	6230	11	1.1	U						78Sc26 Z
	6172.7	5.			1.1	U			Ora			82De11 Z
	6147.9	10.			1.6	U			Daa			96Pa01
	6229.9	11.				6			Daa			96Pa01 *
$^{170}\text{Pt}(\alpha)^{166}\text{Os}$	6703.0	8.	6708	4	0.6	6						81Ho10
	6705.0	10.			0.3	6						82En03
	6708.1	6.			0.0	6			ORa			96Bi07
	6711.2	11.			-0.3	6			Jya			97Uu01
	6723.5	14.			-1.1	6			Bka			01Ro.B
$^{170}\text{Au}(\alpha)^{166}\text{Ir}$	7174.1	11.	7168	21	-0.1	U			Jya			02Ke.C
$^{170}\text{Au}^m(\alpha)^{166}\text{Ir}^m$	7277.5	6.	7271	17	-0.1	U			Jya			02Ke.C
	7226.3	15.			0.9	U			Ara			02Ma61
$^{170}\text{Er}(p,\alpha)^{167}\text{Ho}$	7036	5				2			NDm			83Ta.A
$^{170}\text{Er}(^{18}\text{O},^{20}\text{Ne})^{168}\text{Dy}$	4710	140				2						98Lu08
$^{170}\text{Er}(p,t)^{168}\text{Er}$	-4785	5	-4778.7	1.5	1.3	U			Min			73Oo01
$^{170}\text{Yb}(p,t)^{168}\text{Yb}$	-6861	6	-6855	4	1.0	1	38	37	$^{168}\text{Yb}$	Min		73Oo01
$^{170}\text{Er}(d,^3\text{He})^{169}\text{Ho}$	-3107	20				2						76Su.A
$^{169}\text{Tm}(n,\gamma)^{170}\text{Tm}$	6595.	2.5	6591.97	0.17	-1.2	U						66Sh03
	6592.1	1.5			-0.1	U						70Or.A
	6591.7	0.9			0.3	U			BNn			96Ho12 Z
	6591.95	0.17			0.1	1	99	52	$^{170}\text{Tm}$	Bdn		03Fi.A
$^{170}\text{Au}(p)^{169}\text{Pt}$	1473.8	15.				7			Jyp			02Ke.C
$^{170}\text{Au}^m(p)^{169}\text{Pt}$	1749.5	8.	1748	6	-0.2	7			Jyp			02Ke.C
	1745.4	10.			0.3	7			Arp			02Ma61
$^{170}\text{Ho}(\beta^-)^{170}\text{Er}$	3870	50				2						78Tu04
$^{170}\text{Ho}^m(\beta^-)^{170}\text{Er}$	3970	60				2						78Tu04
$^{170}\text{Tm}(\beta^-)^{170}\text{Yb}$	970	2	968.3	0.8	-0.8	-						54Po26
	967.3	1.			1.0	-						69Va17
ave.	967.8	0.9			0.6	1	78	48	$^{170}\text{Tm}$			average
$^{170}\text{Lu}(\beta^+)^{170}\text{Yb}$	3467	20	3459	17	-0.4	2						60Dz02
	3410	50			1.0	2						65Ha30
* $^{170}\text{Lu}-\text{C}_{14,167}$	M-A=-57267(29) keV for mixture gs+m at 92.91 keV										Ens02 **	
* $^{170}\text{Os}(\alpha)^{166}\text{W}$	Used for recalibration of other results of same ref.										GAu **	
* $^{170}\text{Ir}^m(\alpha)^{166}\text{Re}^m$	Correlated with $^{166}\text{Re}$ E( $\alpha$ )=5533										96Pa01 **	

Item	Input value	Adjusted value	$v_i$	Dg	Sig	Main flux	Lab	F	Reference	
$^{171}\text{Lu}-\text{C}_{14.25}$	-62132	41	-62086.9	3.0	1.1	U	GS2	1.0	03Li.A *	
$^{171}\text{Hf}-\text{C}_{14.25}$	-59570	104	-59510	30	0.6	U	GS1	1.0	00Ra23 *	
	-59508	31				2	GS2	1.0	03Li.A *	
$^{171}\text{Ta}-\text{C}_{14.25}$	-55550	104	-55520	30	0.3	U	GS1	1.0	00Ra23	
	-55524	30				2	GS2	1.0	03Li.A	
$^{171}\text{W}-\text{C}_{14.25}$	-50650	110	-50550	30	0.9	U	GS1	1.0	00Ra23	
	-50549	30				2	GS2	1.0	03Li.A	
$^{171}\text{Re}-\text{C}_{14.25}$	-44284	30				2	GS2	1.0	03Li.A	
$^{171}\text{Os}-\text{C}_{14.25}$	-36796	30	-36815	20	-0.6	-	GS2	1.0	03Li.A	
	ave. -36801	21			-0.7	1	90 90 $^{171}\text{Os}$		average	
$^{171}\text{Yb } ^{35}\text{Cl}_2 - ^{167}\text{Er } ^{37}\text{Cl}_2$	10178.0	1.7	10177.8	1.4	0.0	1	10 7 $^{167}\text{Er}$	H27	2.5	74Ba90
$^{171}\text{Yb } ^{35}\text{Cl} - ^{169}\text{Tm } ^{37}\text{Cl}$	5061.9	1.7	5062.6	1.0	0.2	1	5 4 $^{169}\text{Tm}$	H27	2.5	74Ba90
$^{171}\text{Os}(\alpha)^{167}\text{W}$	5365.8	10.	5371	4	0.5	2				72To06
	5365.8	10.			0.5	2				78Sc26
	5393.4	15.			-1.5	2				79Ha10
	5367.9	8.			0.3	2				95Hi02
	5374.0	9.			-0.4	2		Daa		96Pa01
$^{171}\text{Ir}(\alpha)^{167}\text{Re}^m$	5854.2	10.				5		Bka		02Ro17 *
$^{171}\text{Ir}^m(\alpha)^{167}\text{Re}$	6159.2	3.	6160.2	2.5	0.3	9				82De11 *
	6159	5			0.2	9				92Sc16 *
	6180	11			-1.8	9		Daa		96Pa01 *
$^{171}\text{Pt}(\alpha)^{167}\text{Os}$	6608.1	4.	6610	50	0.0	7				81De22 Z
	6606.8	5.			0.0	7				81Ho10 Z
	6604.8	11.			0.1	7		Jya		97Uu01
$^{171}\text{Au}^m(\alpha)^{167}\text{Ir}^m$	7163.9	6.				8		Ara		97Da07
$^{171}\text{Yb}(p,t)^{169}\text{Yb}$	-6599	5	-6603	4	-0.7	1	54 54 $^{169}\text{Yb}$	Min		73Oo01
$^{170}\text{Er}(n,\gamma)^{171}\text{Er}$	5681.5	0.5	5681.6	0.4	0.1	-				71Al01
	5681.6	0.5			-0.1	-		Bdn		03Fi.A
	ave. 5681.6	0.4			0.1	1	98 69 $^{171}\text{Er}$			average
$^{170}\text{Er}(\alpha,t)^{171}\text{Tm} - ^{168}\text{Er}(\alpha)^{169}\text{Tm}$	817.9	1.0	817.8	0.9	-0.1	1	81 59 $^{170}\text{Er}$	McM		75Bu02
$^{170}\text{Yb}(n,\gamma)^{171}\text{Yb}$	6614.3	0.6	6614.5	0.6	0.3	1	88 77 $^{170}\text{Yb}$			72Wa10 Z
	6616.6	0.4			-5.3	B		Bdn		03Fi.A
$^{170}\text{Yb}(\alpha,t)^{171}\text{Lu} - ^{174}\text{Yb}(\alpha)^{175}\text{Lu}$	-1156.2	2.0	-1156.5	1.7	-0.2	1	74 69 $^{171}\text{Lu}$	McM		75Bu02
$^{171}\text{Au}(p)^{170}\text{Pt}$	1452.6	17.	1452	18	0.0	R		Arp		99Po09
$^{171}\text{Au}^m(p)^{170}\text{Pt}$	1702.1	6.	1702	9	-0.1	R				97Da07
$^{171}\text{Ho}(\beta^-)^{171}\text{Er}$	3200	600				2		LBL		90Ch34
$^{171}\text{Er}(\beta^-)^{171}\text{Tm}$	1490	2	1490.7	1.2	0.4	1	38 31 $^{171}\text{Er}$			61Ar15
$^{171}\text{Tm}(\beta^-)^{171}\text{Yb}$	96.5	1.0	96.5	1.0	0.0	1	94 93 $^{171}\text{Tm}$			57Sm73
$^{171}\text{Lu}(\beta^+)^{171}\text{Yb}$	1479.3	3.	1478.6	1.9	-0.2	1	41 31 $^{171}\text{Lu}$			77Bo32
$^{171}\text{Re}(\beta^+)^{171}\text{W}$	5670	200	5840	40	0.8	U		Got		87Ru05
$^{171}\text{Au}^m(\text{IT})^{171}\text{Au}$	250	16	250	16	0.0	R				170Pt+1
	250	16				9				99Po09
* $^{171}\text{Lu}-\text{C}_{14.25}$	M-A=-57840(33) keV for mixture gs+m at 71.13 keV								NDS027**	
* $^{171}\text{Hf}-\text{C}_{14.25}$	M-A=-55480(100) keV for mixture gs+m at 21.93 keV								NDS027**	
* $^{171}\text{Hf}-\text{C}_{14.25}$	M-A=-55420(28) keV for mixture gs+m at 21.93 keV								NDS027**	
* $^{171}\text{Ir}(\alpha)^{167}\text{Re}^m$	Correlated with $^{175}\text{Au}$ E( $\alpha$ )=6412								02Ro17 **	
* $^{171}\text{Ir}^m(\alpha)^{167}\text{Re}$	E( $\alpha$ )=5925.2(3,Z) to 92 level								92Sc16 **	
*	this 92 level 11/2 <sup>-</sup> above 9/2 <sup>-</sup> 5.9 s state								NDS007**	
* $^{171}\text{Ir}^m(\alpha)^{167}\text{Re}$	E( $\alpha$ )=5925(5) to 92 level								92Sc16 **	
* $^{171}\text{Ir}^m(\alpha)^{167}\text{Re}$	E( $\alpha$ )=5945(11) followed by 92 $\gamma$								96Pa01 **	
$^{172}\text{Hf}-\text{C}_{14.333}$	-60555	30	-60552	26	0.1	2	GS2	1.0	03Li.A	
$^{172}\text{Ta}-\text{C}_{14.333}$	-55105	30				2	GS2	1.0	03Li.A	
$^{172}\text{W}-\text{C}_{14.333}$	-52770	110	-52710	30	0.6	U	GS1	1.0	00Ra23	
	-52708	30				2	GS2	1.0	03Li.A	

Item	Input value	Adjusted value	$v_i$	Dg	Sig	Main flux	Lab	F	Reference
$^{172}\text{Re}-\text{C}_{14.333}$	-44702 221	-44580 60	0.6	U			GS1	1.0	00Ra23 *
	-44587 62		0.2	R			GS2	1.0	03Li.A *
$^{172}\text{Yb } ^{35}\text{Cl}_2-^{168}\text{Er } ^{37}\text{Cl}_2$	9906.7 1.7	9911.4 1.4	1.1	1	10	7	$^{168}\text{Er}$	2.5	74Ba90
$^{172}\text{Yb } ^{35}\text{Cl}_2-^{170}\text{Yb } ^{37}\text{Cl}_2$	4568.5 2.0	4569.7 0.6	0.2	U			H27	2.5	74Ba90
$^{172}\text{Os}(\alpha)^{168}\text{W}$	5226.8 10.	5227 7	0.0	4					71Bo06
	5227.8 10.		-0.1	4			Daa		96Pa01
$^{172}\text{Ir}(\alpha)^{168}\text{Re}$	5990.6 10.	5850# 100#	-14.1	F					92Sc16 *
$^{172}\text{Ir}^m(\alpha)^{168}\text{Re}$	6129.3 3.	6129.2 2.6	0.0	4					82De11 *
	6129.1 5.		0.0	4					92Sc16 *
	6123.0 12.		0.5	U			Daa		96Pa01 *
$^{172}\text{Pt}(\alpha)^{168}\text{Os}$	6464.8 4.			7					81De22 Z
$^{172}\text{Au}(\alpha)^{168}\text{Ir}$	7023.6 10.	7030 50	0.2	8					93Se09
	7042.1 9.		-0.2	8			Daa		96Pa01
$^{172}\text{Hg}(\alpha)^{168}\text{Pt}$	7525 12			8					99Se14
$^{170}\text{Er}(\text{Lp})^{172}\text{Er}$	4034 4	4036 4	0.4	1	89	87	$^{172}\text{Er}$		80Sh14
$^{171}\text{Yb}(\text{n},\gamma)^{172}\text{Yb}$	8020.3 0.7	8019.46 0.14	-1.2	-					71Al14 Z
	8020.1 0.5		-1.3	-					75Gr32
	8019.67 0.35		-0.6	-			ILn		85Ge02 Z
	8019.27 0.17		1.1	-			Bdn		03Fi.A
	ave. 8019.45 0.14		0.1	1	100	73	$^{171}\text{Yb}$		average
$^{171}\text{Yb}(\alpha,\text{t})^{172}\text{Lu}-^{174}\text{Yb}(\text{O})^{175}\text{Lu}$	-791.9 2.0	-791.9 2.0	0.0	1	100	100	$^{172}\text{Lu}$		75Bu02
$^{172}\text{Er}(\beta^-)^{172}\text{Tm}$	888 5	891 5	0.5	1	83	70	$^{172}\text{Tm}$		62Gu03
$^{172}\text{Tm}(\beta^-)^{172}\text{Yb}$	1870 10	1880 6	1.0	1	30	30	$^{172}\text{Tm}$		66Ha15
$^{172}\text{Hf}(\epsilon)^{172}\text{Lu}$	350 50	338 25	-0.2	R					79To18
$^{172}\text{Ta}(\beta^+)^{172}\text{Hf}$	4920 180	5070 40	0.9	U					73Ca10
$^{172}\text{W}(\beta^+)^{172}\text{Ta}$	3210 100	2230 40	-9.8	C					74Ca.A
* $^{172}\text{Re}-\text{C}_{14.333}$		M-A=-41640(200) keV for mixture gs+m at 0#100 keV							Nubase **
* $^{172}\text{Re}-\text{C}_{14.333}$		M-A=-41533(28) keV for mixture gs+m at 0#100 keV							Nubase **
* $^{172}\text{Ir}(\alpha)^{168}\text{Re}$		E( $\alpha$ )=5510(10) to 89.7+123.2+136.3 level							92Sc16 **
* $^{172}\text{Ir}(\alpha)^{168}\text{Re}$		Considers 349.2 level uncertain							NDS942**
* $^{172}\text{Ir}(\alpha)^{168}\text{Re}$		E( $\alpha$ )=5510(10) correlated with E( $\alpha$ )=6260 of $^{186}\text{Au}$							02Ro17 **
* $^{172}\text{Ir}^m(\alpha)^{168}\text{Re}$		E( $\alpha$ )=5828.2(3,Z) followed by 162.1 $\gamma$ -ray							92Sc16 **
* $^{172}\text{Ir}^m(\alpha)^{168}\text{Re}$		E( $\alpha$ )=5828(5) followed by 162.1 $\gamma$ -ray							92Sc16 **
* $^{172}\text{Ir}^m(\alpha)^{168}\text{Re}$		E( $\alpha$ )=5822(12) to 162.1 level							NDS942**
$^{173}\text{Hf}-\text{C}_{14.417}$	-59487 30			2			GS2	1.0	03Li.A
$^{173}\text{Ta}-\text{C}_{14.417}$	-56270 104	-56250 30	0.2	U			GS1	1.0	00Ra23
	-56250 30			2			GS2	1.0	03Li.A
$^{173}\text{W}-\text{C}_{14.417}$	-52340 104	-52310 30	0.3	U			GS1	1.0	00Ra23
	-52311 30			2			GS2	1.0	03Li.A
$^{173}\text{Re}-\text{C}_{14.417}$	-46910 110	-46760 30	1.4	U			GS1	1.0	00Ra23
	-46757 30			2			GS2	1.0	03Li.A
$^{173}\text{Os}-\text{C}_{14.417}$	-40169 30	-40192 16	-0.8	1	29	29	$^{173}\text{Os}$		GS2 1.0 03Li.A
$^{173}\text{Ir}-\text{C}_{14.417}$	-32463 110	-32498 15	-0.3	U			GS2	1.0	03Li.A *
$^{173}\text{Yb } ^{35}\text{Cl}_2-^{169}\text{Tm } ^{37}\text{Cl}_2$	9898.3 1.2	9897.7 1.0	-0.2	1	11	8	$^{169}\text{Tm}$	2.5	74Ba90
$^{173}\text{Os}(\alpha)^{169}\text{W}$	5057.2 10.	5055 6	-0.2	-					71Bo06
	5055.2 7.		-0.1	-			GSa		84Sc.A
	ave. 5056 6		-0.2	1	97	69	$^{169}\text{W}$		average
$^{173}\text{Ir}(\alpha)^{169}\text{Re}^m$	5544.4 10.			3					92Sc16
$^{173}\text{Ir}^m(\alpha)^{169}\text{Re}$	5930.4 5.	5941.8 2.5	2.3	-					67Si02 *
	5947.1 4.		-1.3	-					82De11 *
	5937 10		0.5	-			GSa		84Sc.A *
	5944.8 5.		-0.6	-					92Sc16 *
	5951.9 13.		-0.8	-			Daa		96Pa01 *
	5927.3 20.		0.7	U			Ara		01Ko.B
	ave. 5941.8 2.5		0.0	1	100	72	$^{169}\text{Re}$		average
$^{173}\text{Pt}(\alpha)^{169}\text{Os}$	6359.1 8.	6350 50	-0.1	3					79Ha10 Z
	6352.3 3.		0.1	3					81De22 Z
	6382.9 10.		-0.6	U			GSa		84Sc.A
	6372.6 9.		-0.4	3			Daa		96Pa01
$^{173}\text{Au}(\alpha)^{169}\text{Ir}$	6830.2 6.	6836 5	1.0	12			Ara		99Po09
	6847.6 8.		-1.4	12			Ara		01Ko44

Item	Input value	Adjusted value	$v_i$	Dg	Sig	Main flux	Lab	F	Reference
$^{173}\text{Au}^m(\alpha)^{169}\text{Ir}^m$	6896.8	10. 6896	3	0.0	11		GSa		84Sc.A
	6909.1	9. 6896		-1.4	11		Daa		96Pa01
	6891.6	4. 6896		1.1	11		Ara		99Po09
	6900.8	6. 6896		-0.7	11		Ara		01Ko44
$^{173}\text{Hg}(\alpha)^{169}\text{Pt}$	7381	11			7				99Se14
$^{172}\text{Yb}(n,\gamma)^{173}\text{Yb}$	6367.3	0.4 6367.3	0.3	0.0	-				71Al01 Z
	6367.2	0.6 6367.3		0.2	-		Bdn		03Fi.A
	ave. 6367.3	0.3 6367.3		0.1	1	98 70	$^{172}\text{Yb}$		average
$^{172}\text{Yb}(\alpha,t)^{173}\text{Lu}-^{174}\text{Yb}()^{175}\text{Lu}$	-595.6	1.0 -595.6	1.0	0.0	1	100 100	$^{173}\text{Lu}$	McM	75Bu02
$^{173}\text{Ta}(\beta^+)^{173}\text{Hf}$	3670	200 3020	40	-3.3	U				73Re03
$^{173}\text{W}(\beta^+)^{173}\text{Ta}$	4000	300 3670	40	-1.1	U				80Vi.A
$^{173}\text{Ir}-\text{C}_{14,417}$	M-A=-30113(70) keV for mixture gs+m at 253(27) keV								
$^{173}\text{Ir}^m(\alpha)^{169}\text{Re}$	E( $\alpha$ )=5660.0(5,Z) to 136.2 level								
$^{173}\text{Ir}^m(\alpha)^{169}\text{Re}$	E( $\alpha$ )=5676.2(4,Z) to 136.2 level								
$^{173}\text{Ir}^m(\alpha)^{169}\text{Re}$	E( $\alpha$ )=5666(10) followed by 136.0 E <sub>1</sub> $\gamma$ (and 90.6)								
	136.2 $\gamma$ : M <sub>1</sub> E <sub>2</sub> instead (90 not mentioned)								
$^{173}\text{Ir}^m(\alpha)^{169}\text{Re}$	E( $\alpha$ )=5674(5) to 136.2 level								
$^{173}\text{Ir}^m(\alpha)^{169}\text{Re}$	E( $\alpha$ )=5681(13) to 136.2 level								
$^{174}\text{Ta}-\text{C}_{14.5}$	-55546	30			2		GS2	1.0	03Li.A
$^{174}\text{W}-\text{C}_{14.5}$	-53940	104 -53920	30	0.2	U		GS1	1.0	00Ra23
	-53921	30			2		GS2	1.0	03Li.A
$^{174}\text{Re}-\text{C}_{14.5}$	-46930	104 -46890	30	0.4	U		GS1	1.0	00Ra23
	-46885	30			2		GS2	1.0	03Li.A
$^{174}\text{Os}-\text{C}_{14.5}$	-42880	110 -42938	12	-0.5	U		GS1	1.0	00Ra23
	-42919	30			-0.6	R	GS2	1.0	03Li.A
$^{174}\text{Ir}-\text{C}_{14.5}$	-33127	72 -33139	30	-0.2	R		GS2	1.0	03Li.A *
$^{174}\text{Yb } ^{35}\text{Cl}-^{172}\text{Yb } ^{37}\text{Cl}$	5430.3	1.1 5430.7	0.4	0.1	U		H27	2.5	74Ba90
$^{174}\text{Os}(\alpha)^{170}\text{W}$	4872.2	10.			5				71Bo06
$^{174}\text{Ir}(\alpha)^{170}\text{Re}$	5624.1	10.			3				92Sc16 *
$^{174}\text{Ir}^m(\alpha)^{170}\text{Re}$	5817.6	6. 5817	4	-0.1	3				67Si02 *
	5816.4	5. 5817			3				92Sc16 *
$^{174}\text{Pt}(\alpha)^{170}\text{Os}$	6176.3	10. 6184	5	0.7	5				79Ha10 Z
	6185.7	5. 6184			5				81De22 Z
$^{174}\text{Au}(\alpha)^{170}\text{Ir}$	6700.3	10. 6699	7	-0.1	9		GSa		84Sc.A
	6698.3	10. 6699			9		Daa		96Pa01 *
$^{174}\text{Au}^m(\alpha)^{170}\text{Ir}^m$	6778	10 6784	8	0.6	7		GSa		84Sc.A *
	6793.5	13. 6784			7		Daa		96Pa01
$^{174}\text{Hg}(\alpha)^{170}\text{Pt}$	7235.6	11. 7233	6	-0.2	7				97Uu01
	7232	8 7233			7				99Se14
	7231	14 7233			7		Bka		01Ro.B
$^{173}\text{Yb}(n,\gamma)^{174}\text{Yb}$	7464.63	0.06 7464.63	0.06	0.1	1	100 57	$^{173}\text{Yb}$	MMn	82Is05 Z
	7464.58	0.35 7464.63			U		ILn		87Ge01 Z
	7465.5	0.4 7464.63			U		Bdn		03Fi.A
$^{173}\text{Yb}(\alpha,t)^{174}\text{Lu}-^{174}\text{Yb}()^{175}\text{Lu}$	-202.1	1.0 -202.1	1.0	0.0	1	100 100	$^{174}\text{Lu}$	McM	75Bu02
$^{174}\text{Tm}(\beta^-)^{174}\text{Yb}$	3080	100 3080	40	0.0	2				64Ka16
	3080	50 3080			2				67Gu12
$^{174}\text{Ta}(\beta^+)^{174}\text{Hf}$	3845	80 4106	28	3.3	B				71Ch26
$^{174}\text{Ir}-\text{C}_{14.5}$	M-A=-30761(36) keV for mixture gs+m at 193(11) keV								
$^{174}\text{Ir}(\alpha)^{170}\text{Re}$	E( $\alpha$ )=5275(10) to 224.7 level								
$^{174}\text{Ir}^m(\alpha)^{170}\text{Re}$	E( $\alpha$ )=5478(6) to 210.4 level								
$^{174}\text{Ir}^m(\alpha)^{170}\text{Re}$	E( $\alpha$ )=5478(5), 5316(10) to 210.4, 370.2 levels								
$^{174}\text{Au}(\alpha)^{170}\text{Ir}$	E( $\alpha$ )=6538 correlated with $^{170}\text{Ir}$ E( $\alpha$ )=5817								
	and with $^{178}\text{Tl}$ $\alpha$ 's								
$^{174}\text{Au}^m(\alpha)^{170}\text{Ir}^m$	E( $\alpha$ )=6626, 6470, 6435 to ground-state, 152.7, 190.0 levels								
	Last two E( $\alpha$ ) orig. assgnd to $^{175}\text{Au}$								
	Nubase **								
	92Sc16 **								
	92Sc16 **								
	92Sc16 **								
	02Ro17**								
	02Ro17**								
	84Sc.A **								
	01Ko.B**								



Item	Input value		Adjusted value		$v_i$	Dg	Sig	Main flux	Lab	$F$	Reference	
$^{175}\text{Lu}-^{37}\text{Cl}-^{142}\text{Nd}-^{35}\text{Cl}_2$	61249.5	2.5	61245.7	2.0	-0.6	1	11	6	$^{142}\text{Nd}$	H31	2.5	77So02
$^{175}\text{Ta}-\text{C}_{14.583}$	-56350	120	-56260	30	0.7	U				GS1	1.0	00Ra23
	-56263	30				2				GS2	1.0	03Li.A
$^{175}\text{W}-\text{C}_{14.583}$	-53290	104	-53280	30	0.1	U				GS1	1.0	00Ra23
	-53283	30				2				GS2	1.0	03Li.A
$^{175}\text{Re}-\text{C}_{14.583}$	-48630	104	-48620	30	0.1	U				GS1	1.0	00Ra23
	-48619	30				2				GS2	1.0	03Li.A
$^{175}\text{Os}-\text{C}_{14.583}$	-43120	110	-43054	15	0.6	U				GS1	1.0	00Ra23
	-43024	30			-1.0	R				GS2	1.0	03Li.A
$^{175}\text{Ir}-\text{C}_{14.583}$	-35828	30	-35887	21	-2.0	1	50	50	$^{175}\text{Ir}$	GS2	1.0	03Li.A
$^{175}\text{Lu}-^{35}\text{Cl}-^{173}\text{Yb}-^{37}\text{Cl}$	5507.3	1.4	5511.1	1.4	1.1	1	15	12	$^{173}\text{Yb}$	H27	2.5	74Ba90
$^{175}\text{Ir}(\alpha)^{171}\text{Re}$	5709.0	5.	5400	30	-62.5	B						67Si02 *
	5709.2	5.			-62.5	B						92Sc16 *
$^{175}\text{Pt}(\alpha)^{171}\text{Os}$	6179	5	6178.1	2.6	-0.2	-						79Ha10 *
	6178.1	3.			0.0	-						82De11 *
ave.	6178.3	2.6			-0.1	1	100	90	$^{175}\text{Pt}$			average
$^{175}\text{Au}(\alpha)^{171}\text{Ir}$	6562.3	15.				6				Bka		02Ro17 *
$^{175}\text{Au}^m(\alpha)^{171}\text{Ir}^m$	6590.9	10.	6584	5	-0.7	8				Ora		75Ca06
	6775.8	10.			-19.2	F						84Sc.A *
	6588.8	9.			-0.5	8				Daa		96Pa01
	6579.6	6.			0.7	8				Ara		01Ko44
$^{175}\text{Hg}(\alpha)^{171}\text{Pt}$	7039.2	20.	7060	50	0.3	8				GSa		84Sc.A
	7071.0	24.			-0.3	8				Daa		96Pa01
	7058.7	11.			0.0	8				Jya		97Uu01
$^{174}\text{Yb}(n,\gamma)^{175}\text{Yb}$	5822.35	0.07	5822.35	0.07	0.1	1	100	53	$^{175}\text{Yb}$	MMn		82Is05 Z
	5822.5	0.4			-0.4	U				Bdn		03Fi.A
$^{174}\text{Hf}(n,\gamma)^{175}\text{Hf}$	6708.4	0.5	6708.5	0.4	0.3	-						71Al01 Z
	6708.8	0.6			-0.4	-				Bdn		03Fi.A
ave.	6708.6	0.4			-0.1	1	99	86	$^{175}\text{Hf}$			average
$^{175}\text{Tm}(\beta^-)^{175}\text{Yb}$	2385	50				2						66Wi04
$^{175}\text{Yb}(\beta^-)^{175}\text{Lu}$	466	3	470.1	1.3	1.4	-						55De18
	468	5			0.4	-						55Mi90
	471	3			-0.3	-						56Co13
	467	3			1.0	-						62Ba32
ave.	468.0	1.6			1.3	1	60	47	$^{175}\text{Yb}$			average
$^{175}\text{Ir}^p(\text{IT})^{175}\text{Ir}$	100	20	72	17	-1.4	1	74	50	$^{175}\text{Ir}$			84Sc.A
$^{*175}\text{Ir}(\alpha)^{171}\text{Re}$	E( $\alpha$ )=5392.8(5,Z) to 189.8 level											95Hi02 **
$^{*175}\text{Ir}(\alpha)^{171}\text{Os}$	E( $\alpha$ )=5393(5) to 189.8 level											95Hi02 **
$^{*175}\text{Pt}(\alpha)^{171}\text{Os}$	E( $\alpha$ )=6037(10), 5963.0(5,Z) to ground-state, 76.4(0.5) level											84Sc.A **
$^{*175}\text{Pt}(\alpha)^{171}\text{Os}$	E( $\alpha$ )=5959.2(3,Z) to 76.4(0.5) level											84Sc.A **
$^{*175}\text{Au}(\alpha)^{171}\text{Ir}$	Analysis of data of ref											02Ro17**
$^{*175}\text{Au}^m(\alpha)^{171}\text{Ir}^m$	F: Belong to $^{174}\text{Au}$ !											01Ko.B**
$^{176}\text{Lu}-^{37}\text{Cl}-^{143}\text{Nd}-^{35}\text{Cl}_2$	61067.2	1.4	61069.2	2.0	0.6	1	34	20	$^{143}\text{Nd}$	H31	2.5	77So02
$^{176}\text{Ta}-\text{C}_{14.667}$	-55143	33				2				GS2	1.0	03Li.A
$^{176}\text{W}-\text{C}_{14.667}$	-54420	104	-54370	30	0.5	U				GS1	1.0	00Ra23
	-54366	30				2				GS2	1.0	03Li.A
$^{176}\text{Re}-\text{C}_{14.667}$	-48380	110	-48380	30	0.0	U				GS1	1.0	00Ra23
	-48377	30				2				GS2	1.0	03Li.A
$^{176}\text{Os}-\text{C}_{14.667}$	-45150	110	-45190	30	-0.4	U				GS1	1.0	00Ra23
	-45194	30				2				GS2	1.0	03Li.A
$^{176}\text{Ir}-\text{C}_{14.667}$	-36328	30	-36351	22	-0.8	-				GS2	1.0	03Li.A
ave.	-36334	27			-0.6	1	65	65	$^{176}\text{Ir}$			average
$^{176}\text{Yb}-^{35}\text{Cl}_2-^{172}\text{Yb}-^{37}\text{Cl}_2$	12088.9	2.4	12090.4	1.1	0.2	U				H27	2.5	74Ba90
$^{176}\text{Yb}-^{35}\text{Cl}-^{174}\text{Yb}-^{37}\text{Cl}$	6656.3	1.4	6659.7	1.0	1.0	1	9	9	$^{176}\text{Yb}$	H27	2.5	74Ba90

Item	Input value	Adjusted value	$v_i$	Dg	Sig	Main flux Lab	$F$	Reference
$^{176}\text{Hf}(^{35}\text{Cl}-^{174}\text{Hf } ^{37}\text{Cl})$	4314.21	0.86	4312.5	1.9	-0.8	1	76 75 $^{174}\text{Hf}$ H37	2.5 77Sh12
$^{176}\text{Ir}(\alpha)^{172}\text{Re}$	5237.3	8.				2		67Si02
$^{176}\text{Pt}(\alpha)^{172}\text{Os}$	5890.1	5.	5885.2	2.1	-0.9	3		79Ha10 Z
	5881.4	4.			1.0	3		82Bo04 Z
	5887.3	3.			-0.6	3		82De11 Z
	5874.8	8.			1.3	3	Daa	96Pa01
$^{176}\text{Au}(\alpha)^{172}\text{Ir}$	6574.2	10.	6558	7	-1.6	5	Ora	75Ca06 *
	6541.5	10.			1.6	5		84Sc.A *
$^{176}\text{Au}^m(\alpha)^{172}\text{Ir}^m$	6436.6	10.	6433	5	-0.3	5	Ora	75Ca06 *
	6428.4	10.			0.5	5	GSa	84Sc.A *
	6433.4	6.			-0.1	5	Ara	01Ko44 *
$^{176}\text{Hg}(\alpha)^{172}\text{Pt}$	6924.7	10.	6897	6	-2.8	C	GSa	84Sc.A *
	6907.3	20.			-0.5	U	Daa	96Pa01
	6897.0	6.			8		Ara	99Po09
$^{176}\text{Yb}(p,\alpha)^{173}\text{Tm}$	7628.8	4.4			2		NDm	78Ta10
$^{176}\text{Hf}(p,t)^{174}\text{Hf}$	-6397	5	-6391.7	1.7	1.1	1	12 12 $^{174}\text{Hf}$ Min	73Oo01
$^{175}\text{Lu}(n,\gamma)^{176}\text{Lu}$	6287.96	0.15	6287.98	0.15	0.1	1	100 77 $^{175}\text{Lu}$ ILn	91K102 Z
	6289.78	0.24			-7.5	B	Bdn	03Fi.A
$^{176}\text{Tm}(\beta^-)^{176}\text{Yb}$	4120	100			2			67Gu11 *
$^{176}\text{Lu}(\beta^-)^{176}\text{Hf}$	1194.1	1.0	1190.2	0.8	-3.9	1	58 36 $^{176}\text{Hf}$	73Va11 *
$^{176}\text{Ta}(\beta^+)^{176}\text{Hf}$	3110	100	3210	30	1.0	U		71Be10
$^{176}\text{Au}(\alpha)^{172}\text{Ir}$	E( $\alpha$ )=6260(10) coinc. with E( $\gamma$ )=168.4(0.5)							
$^{176}\text{Au}(\alpha)^{172}\text{Ir}$	E( $\alpha$ )=6228(10) to 168.4(0.5) $\gamma$							
$^{176}\text{Au}(\alpha)^{172}\text{Ir}$	E( $\alpha$ )=6260 correlated with $^{172}\text{Ir}$ E( $\alpha$ )=5510							
$^{176}\text{Au}^m(\alpha)^{172}\text{Ir}^m$	E( $\alpha$ )=6286 correlated with $^{172}\text{Ir}^m$ E( $\alpha$ )=5828							
$^{176}\text{Au}^m(\alpha)^{172}\text{Ir}^m$	E( $\alpha$ )=6115(6) coinc. with 175.1 $\gamma$ of ref							
$^{176}\text{Au}^m(\alpha)^{172}\text{Ir}^m$	E( $\alpha$ )=6119+E( $\gamma$ )=175.1 misassigned to $^{177}\text{Au}$ by ref							
$^{176}\text{Tm}(\beta^-)^{176}\text{Yb}$	E $^-$ =2000(100), 1150(100) to 2053.4, 3050 levels							
$^{176}\text{Lu}(\beta^-)^{176}\text{Hf}$	Q $^-$ =1317(1) to $^{176}\text{Lu}^m$ at 122.855(0.009)							
$^{177}\text{Ta}-\text{C}_{14.75}$	-55559	30	-55528	4	1.0	U	GS2	1.0 03Li.A
$^{177}\text{W}-\text{C}_{14.75}$	-53420	110	-53360	30	0.6	U	GS1	1.0 00Ra23
	-53357	30				2	GS2	1.0 03Li.A
$^{177}\text{Re}-\text{C}_{14.75}$	-49620	104	-49670	30	-0.5	U	GS1	1.0 00Ra23
	-49672	30				2	GS2	1.0 03Li.A
$^{177}\text{Os}-\text{C}_{14.75}$	-45020	104	-45035	17	-0.1	U	GS1	1.0 00Ra23
	-45012	30			-0.8	R	GS2	1.0 03Li.A
$^{177}\text{Ir}-\text{C}_{14.75}$	-38810	110	-38699	21	1.0	U	GS1	1.0 00Ra23
	-38699	30			0.0	2	GS2	1.0 03Li.A
$^{177}\text{Pt}-\text{C}_{14.75}$	-31545	30	-31531	16	0.5	1	29 29 $^{177}\text{Pt}$ GS2	1.0 03Li.A
$^{177}\text{Ir}(\alpha)^{173}\text{Re}$	5127.1	10.	5080	30	-0.9	F		67Si02 *
$^{177}\text{Pt}(\alpha)^{173}\text{Os}$	5654.6	6.	5642.8	2.7	-1.9	-		79Ha10 Z
	5640.7	3.			0.8	-		82Bo04 Z
	ave.	5643.3	2.7		-0.2	1	99 55 $^{177}\text{Pt}$	average
$^{177}\text{Au}(\alpha)^{173}\text{Ir}$	6292.5	10.	6297	5	0.4	2	Daa	75Ca06
	6292.5	20.			0.2	U	GSa	84Sc.A
	6296.5	10.			0.0	2	Daa	96Pa01
	6298.6	6.			-0.3	2	Ara	01Ko44
$^{177}\text{Au}^m(\alpha)^{173}\text{Ir}^m$	6251.5	10.	6260	4	0.9	-	Ora	75Ca06
	6260.8	10.			0.0	-	GSa	84Sc.A *
	6259.7	9.			0.1	-	Daa	96Pa01 *
	6263.8	6.			-0.6	-	Ara	01Ko44
	ave.	6260	4		0.0	1	100 72 $^{173}\text{Ir}^m$	average
$^{177}\text{Hg}(\alpha)^{173}\text{Pt}$	6732.4	8.	6740	50	0.1	4		79Ha10
	6747.8	10.			-0.2	4		91Ko.A
	6730.3	9.			0.1	4	Daa	96Pa01

Item	Input value	Adjusted value	$v_i$	Dg	Sig	Main flux	Lab	F	Reference
$^{177}\text{Tl}(\alpha)^{173}\text{Au}$	7067.0	7.			11		Ara		99Po09
$^{177}\text{Tl}^m(\alpha)^{173}\text{Au}^m$	7660.4	13.			10		Ara		99Po09
$^{177}\text{Hf}(\text{p,t})^{175}\text{Hf}$	-6071	5	-6066.6	1.9	0.9	1	14 14 $^{175}\text{Hf}$		73Oo01
$^{176}\text{Yb}(\text{n},\gamma)^{177}\text{Yb}$	5565.1	1.0	5566.40	0.22	1.3	U			72Al19 Z
	5566.40	0.22			2		Bdn		03Fi.A
$^{176}\text{Yb}(\alpha,\text{t})^{177}\text{Lu}-^{174}\text{Yb}(\text{t})^{175}\text{Lu}$	674.1	1.0	673.8	1.0	-0.3	1	91 91 $^{176}\text{Yb}$		75Bu02
$^{176}\text{Lu}(\text{n},\gamma)^{177}\text{Lu}$	7071.2	0.4	7072.99	0.16	4.5	B			71Ma45 Z
	7073.1	0.4			-0.3	-			72Mi16 Z
	7072.85	0.17			0.8	-	Bdn		03Fi.A
ave.	7072.89	0.16			0.7	1	99 57 $^{177}\text{Lu}$		average
$^{176}\text{Hf}(\text{n},\gamma)^{177}\text{Hf}$	6385.8	0.8	6383.4	0.7	-3.0	1	69 58 $^{176}\text{Hf}$		03Fi.A
$^{177}\text{Tl}(\text{p})^{176}\text{Hg}$	1162.6	20.	1162	21	0.0	R			99Po09 *
$^{177}\text{Tl}^m(\text{p})^{176}\text{Hg}$	1969.2	10.			9		Arp		99Po09
$^{177}\text{Lu}(\beta^-)^{177}\text{Hf}$	497	2	500.6	0.7	1.8	-			55Ma12
	497.1	1.0			3.5	-			62E102
ave.	497.1	0.9			3.9	1	65 43 $^{177}\text{Lu}$		average
$^{177}\text{Ta}(\beta^+)^{177}\text{Hf}$	1166	3			2				61We11
$^{177}\text{Au}^m(\text{IT})^{177}\text{Au}$	210	30	216	26	0.2	1	77 73 $^{177}\text{Au}^m$		01Ko44 *
$^{177}\text{Au}^m(\text{IT})^{177}\text{Au}^m$	240.8	0.5			2				01Ko44
$^{177}\text{Tl}^m(\text{IT})^{177}\text{Tl}$	807	18	807	18	0.0	R			176Hg+1
	807	18			10				99Po09
* $^{177}\text{Ir}(\alpha)^{173}\text{Re}$	Final state uncertain: possibly to 214.7 5/2- level								95Hi02 **
* $^{177}\text{Au}^m(\alpha)^{173}\text{Ir}^m$	Followed by 175.1(0.5) $\gamma$								84Sc.A **
*	Gamma belongs to $E(\alpha)=6116$ of $^{176}\text{Au}$								01Ko44 **
*	Yet $E(\alpha)=6118$ correlated with $E(\alpha)=5672$ of $^{173}\text{Ir}^m$								02Ro17 **
* $^{177}\text{Au}^m(\alpha)^{173}\text{Ir}^m$	$E(\alpha)$ correlated with $^{173}\text{Ir}$ $E(\alpha)=5681(13)$								96Pa01 **
*	Also correlated with $^{181}\text{Tl}$ $E(\alpha)=6180$								96To01 **
*	Doubts correctness of latter remark								AHW **
* $^{177}\text{Tl}(\text{p})^{176}\text{Hg}$	Replaced by $^{177}\text{Tl}^m(\text{IT})$								AHW **
* $^{177}\text{Au}^m(\text{IT})^{177}\text{Au}$	Auth. say 157.9+x, estimate x from ref.								AHW **
$^{178}\text{W}-\text{C}_{14.833}$	-54152	30	-54124	16	0.9	U	GS2	1.0	03Li.A
$^{178}\text{Re}-\text{C}_{14.833}$	-48800	110	-49010	30	-1.9	U	GS1	1.0	00Ra23
	-49011	30			2		GS2	1.0	03Li.A
$^{178}\text{Os}-\text{C}_{14.833}$	-46790	104	-46749	18	0.4	U	GS1	1.0	00Ra23
	-46710	30			-1.3	R	GS2	1.0	03Li.A
$^{178}\text{Ir}-\text{C}_{14.833}$	-38950	110	-38918	21	0.3	U	GS1	1.0	00Ra23
	-38888	30			-1.0	2	GS2	1.0	03Li.A
$^{178}\text{Pt}-\text{C}_{14.833}$	-34300	110	-34351	12	-0.5	U	GS1	1.0	00Ra23
	-34333	30			-0.6	R	GS2	1.0	03Li.A
$^{178}\text{Hf } ^{35}\text{Cl}-^{176}\text{Hf } ^{37}\text{Cl}$	5239.5	1.3	5240.2	0.7	0.2	1	5 4 $^{176}\text{Hf}$	H27	2.5 74Ba90
$^{178}\text{Pt}(\alpha)^{174}\text{Os}$	5583.3	5.	5573.4	2.6	-1.9	4			79Ha10 Z
	5569.9	3.			1.2	4			82Bo04 Z
	5568.4	13.			0.4	U			94Wa23
$^{178}\text{Au}(\alpha)^{174}\text{Ir}$	6117.7	20.			4		GSa		86Ke03
$^{178}\text{Hg}(\alpha)^{174}\text{Pt}$	6578.1	6.	6577	5	-0.1	6			79Ha10
	6576.1	9.			0.2	6			96Pa01
$^{178}\text{Tl}(\alpha)^{174}\text{Au}$	7017.0	5.			10		Bka		02Ro17 *
$^{178}\text{Pb}(\alpha)^{174}\text{Hg}$	7790.4	14.			8		Bka		01Ro.B
$^{176}\text{Yb}(\text{t,p})^{178}\text{Yb}$	3865	10			2		Phi		82Zu02
$^{176}\text{Lu}(\text{t,p})^{178}\text{Lu}^m$	4482	5	4492.6	2.9	2.1	1	34 34 $^{178}\text{Lu}^m$	LAl	81Gi01
$^{177}\text{Hf}(\text{n},\gamma)^{178}\text{Hf}$	7626.2	0.3	7625.96	0.18	-0.8	-			86Ha22 Z
	7625.80	0.22			0.7	-	Bdn		03Fi.A
ave.	7625.94	0.18			0.1	1	100 67 $^{177}\text{Hf}$		average
$^{178}\text{Lu}^m(\text{IT})^{178}\text{Lu}$	120	3	123.8	2.6	1.3	1	76 66 $^{178}\text{Lu}^m$	McM	93Bu02
$^{178}\text{Ta}(\beta^+)^{178}\text{Hf}$	1937	15			2				61Ga05 *

Item	Input value	Adjusted value	$v_i$	Dg	Sig	Main flux	Lab	F	Reference
$^{178}\text{W}(\varepsilon)^{178}\text{Ta}$	91.3	2.			3				67Ni02
$^{178}\text{Re}(\beta^+)^{178}\text{W}$	4660	180	4760	30	0.6	U			70Go20
* $^{178}\text{Tl}(\alpha)^{174}\text{Au}$	And a stronger $E(\alpha)=6704$ ; both correlated with $^{174}\text{Au}$ $E(\alpha)=6538$								02Ro17 **
* $^{178}\text{Ta}(\beta^+)^{178}\text{Hf}$	$E^+ = 890(10)$ to gs and 93.18 level ratio 2.7 to 1								NDS886**
$\text{C}_{14} \text{H}_{11} - ^{179}\text{Hf}$	140260.3	1.8	140259.2	2.3	-0.2	1	26 26 $^{179}\text{Hf}$	M23	2.5 79Ha32
$^{179}\text{W}-\text{C}_{14,917}$	-52964	76	-52930	17	0.5	U		GS2	1.0 03Li.A *
$^{179}\text{Re}-\text{C}_{14,917}$	-50010	30	-50012	26	-0.1	2		GS2	1.0 03Li.A
$^{179}\text{Os}-\text{C}_{14,917}$	-46220	104	-46184	19	0.3	U		GS1	1.0 00Ra23
	-46176	30			-0.3	R		GS2	1.0 03Li.A
$^{179}\text{Ir}-\text{C}_{14,917}$	-40910	104	-40878	12	0.3	U		GS1	1.0 00Ra23
	-40852	30			-0.9	R		GS2	1.0 03Li.A
$^{179}\text{Pt}-\text{C}_{14,917}$	-34710	110	-34637	10	0.7	U		GS1	1.0 00Ra23
	-34625	30			-0.4	R		GS2	1.0 03Li.A
$^{179}\text{Au}-\text{C}_{14,917}$	-26811	31	-26787	18	0.8	1	33 33 $^{179}\text{Au}$	GS2	1.0 03Li.A
$^{179}\text{Hg}-^{208}\text{Pb}_{.861}$	1900	34	1936	29	1.1	1	74 74 $^{179}\text{Hg}$	MA6	1.0 01Sc41
$^{179}\text{Hf } ^{35}\text{Cl}-^{177}\text{Hf } ^{37}\text{Cl}$	5544.4	0.7	5545.59	0.22	0.7	U		H27	2.5 74Ba90
$^{179}\text{Pt}(\alpha)^{175}\text{Os}$	5370	10	5416	10	4.6	F			66Si08 *
	5416	10				3			79Ha10 *
	5382	3			11.3	F			82Bo04 *
$^{179}\text{Au}(\alpha)^{175}\text{Ir}^p$	5981.8	5.	5980	5	-0.4	1	98 76 $^{175}\text{Ir}^p$	ISa	68Si01 Z
$^{179}\text{Hg}(\alpha)^{175}\text{Pt}$	6431.0	5.	6344	30	-1.7	-		Daa	79Ha10 Z
	6418.7	9.			-1.5	-			96Pa01
	ave.	4			-1.7	1	36 26 $^{179}\text{Hg}$		average
$^{179}\text{Tl}(\alpha)^{175}\text{Au}$	6710.2	20.	6718	8	0.4	7		Daa	83Sc24
	6718.4	18.			0.0	7			96Pa01
	6719.4	10.			-0.2	7		Ara	98To14
$^{179}\text{Tl}^m(\alpha)^{175}\text{Au}^m$	7364.5	20.	7374	8	0.4	8			83Sc24
	7366.0	20.			0.4	8		Daa	96Pa01
	7378.1	10.			-0.4	8		Ara	98To14
$^{179}\text{Hf}(t,\alpha)^{178}\text{Lu}-^{178}\text{Hf}(t)^{177}\text{Lu}$	-72	2	-73.7	1.9	-0.9	1	89 89 $^{178}\text{Lu}$	McM	93Bu02
$^{178}\text{Hf}(n,\gamma)^{179}\text{Hf}$	6099.02	0.10	6098.99	0.08	-0.3	-		ILn	89Ri03 Z
	6098.95	0.12			0.3	-		Bdn	03Fi.A
	ave.	0.08			0.0	1	100 66 $^{178}\text{Hf}$		average
$^{179}\text{Ta}(\varepsilon)^{179}\text{Hf}$	129	16	105.6	0.4	-1.5	U			61Jo15 *
	105.61	0.41			0.0	1	99 88 $^{179}\text{Ta}$		01Hi06
$^{179}\text{Re}(\beta^+)^{179}\text{W}$	2710	50	2717	29	0.1	R			75Me20
* $^{179}\text{W}-\text{C}_{14,917}$	M-A=-49225(29) keV for mixture gs+m at 221.926 keV								Ens94 **
* $^{179}\text{Pt}(\alpha)^{175}\text{Os}$	F: part of double line (with $^{180}\text{Pt}$ ); $E(\alpha)=5150(10)$ to 102.3 level								AHW **
* $^{179}\text{Pt}(\alpha)^{175}\text{Os}$	$E(\alpha)=5195(10)$ to 102.3 1/2- level								NDS948**
* $^{179}\text{Pt}(\alpha)^{175}\text{Os}$	F: part of double line (with $^{180}\text{Pt}$ )								AHW **
* $^{179}\text{Pt}(\alpha)^{175}\text{Os}$	$E(\alpha)=5161(3)$ to 102.3 level, recalibrated as in ref.								91Ry01 **
* $^{179}\text{Ta}(\varepsilon)^{179}\text{Hf}$	As corrected by ref.								76He.B **
$\text{C}_{14} \text{H}_{12} - ^{180}\text{Hf}$	147356.6	4.8	147350.4	2.3	-0.5	U		M23	2.5 79Ha32
$^{180}\text{W}-\text{C}_{15}$	-53299	30	-53296	4	0.1	U		GS2	1.0 03Li.A
$^{180}\text{Re}-\text{C}_{15}$	-49209	30	-49211	23	-0.1	2		GS2	1.0 03Li.A
$^{180}\text{Os}-\text{C}_{15}$	-47650	104	-47621	22	0.3	U		GS1	1.0 00Ra23
	-47626	30			0.2	R		GS2	1.0 03Li.A
$^{180}\text{Ir}-\text{C}_{15}$	-40800	104	-40771	23	0.3	U		GS1	1.0 00Ra23
	-40765	30			-0.2	2		GS2	1.0 03Li.A
$^{180}\text{Pt}-\text{C}_{15}$	-36900	104	-36969	12	-0.7	U		GS1	1.0 00Ra23
	-36918	30			-1.7	R		GS2	1.0 03Li.A
$^{180}\text{Au}-\text{C}_{15}$	-27496	30	-27479	23	0.6	1	57 57 $^{180}\text{Au}$	GS2	1.0 03Li.A
$^{180}\text{Hg}-^{208}\text{Pb}_{.865}$	-1569	22	-1538	15	1.4	-		MA6	1.0 01Sc41
	ave.	-1544	16		0.4	1	85 85 $^{180}\text{Hg}$		average

Item	Input value	Adjusted value	$v_i$	Dg	Sig	Main flux	Lab	F	Reference	
$^{180}\text{Hf } ^{35}\text{Cl}_2 - ^{176}\text{Hf } ^{37}\text{Cl}_2$	11036.1	3.0	11041.5	0.8	0.7	U	H27	2.5	74Ba90	
$^{180}\text{Hf } ^{35}\text{Cl} - ^{178}\text{Hf } ^{37}\text{Cl}$	5798.4	0.7	5801.28	0.19	1.6	U	H27	2.5	74Ba90	
$^{180}\text{Pt}(\alpha)^{176}\text{Os}$	5257.1	10.	5240	30	-2.0	F			66Si08 *	
	5279	3			-14.0	F			82Bo04 *	
$^{180}\text{Au}(\alpha)^{176}\text{Ir}$	5845	30	5840	18	-0.2	-			86Ke03 *	
	5857	30			-0.6	-	Lvn		93Wa03 *	
ave.	5851	21			-0.5	1	75 41 $^{180}\text{Au}$		average	
$^{180}\text{Hg}(\alpha)^{176}\text{Pt}$	6258.4	5.	6258	4	0.0	2			79Ha10 Z	
	6258.4	5.			0.0	2	Lvn		93Wa03 Z	
$^{180}\text{Tl}(\alpha)^{176}\text{Au}$	6709.4	10.			6		Ara		98To14 *	
$^{180}\text{Pb}(\alpha)^{176}\text{Hg}$	7375.2	10.	7415	15	4.0	F	GSa		86Ke03 *	
	7394.6	40.			0.5	U	ORa		96To08	
	7415.1	15.			9		Ara		99To11	
$^{180}\text{Hf}(t,\alpha)^{179}\text{Lu} - ^{178}\text{Hf}(t)^{177}\text{Lu}$	-669	5	-669	5	0.0	1	100 100 $^{179}\text{Lu}$	McM	92Bu12	
$^{179}\text{Hf}(n,\gamma)^{180}\text{Hf}$	7387.3	0.4	7387.78	0.15	1.2	-			74Bu22 Z	
	7387.8	0.6			0.0	-			90Bo52 Z	
	7387.85	0.17			-0.4	-		Bdn	03Fi.A	
ave.	7387.77	0.15			0.1	1	100 84 $^{180}\text{Hf}$		average	
$^{180}\text{W}(d,t)^{179}\text{W}$	-2155	15			2		Kop		72Ca01	
$^{180}\text{Lu}(\beta^-)^{180}\text{Hf}$	3148	100	3100	70	-0.5	2			71Gu02	
	3058	100			0.4	2			71Sw01	
$^{180}\text{Ta}(\beta^-)^{180}\text{W}$	705	15	708	4	0.2	-			51Br87	
	712	15			-0.2	-			62Ga07	
ave.	709	11			0.0	1	16 13 $^{180}\text{W}$		average	
$^{180}\text{Re}(\beta^+)^{180}\text{W}$	3830	60	3805	22	-0.4	R			67Go22	
	3790	40			0.4	R			67Ho12	
* $^{180}\text{Pt}(\alpha)^{176}\text{Os}$	F: part of double line (with $^{179}\text{Pt}$ ); $E(\alpha)=5140(10)$								AHW **	
* $^{180}\text{Pt}(\alpha)^{176}\text{Os}$	F: part of double line (with $^{179}\text{Pt}$ )								AHW **	
* $^{180}\text{Pt}(\alpha)^{176}\text{Os}$	$E(\alpha)=5161(3)$ recalibrated as in ref.								91Ry01 **	
* $^{180}\text{Au}(\alpha)^{176}\text{Ir}$	$E(\alpha)=5685(10)$ to 40(30) level								93Wa03**	
* $^{180}\text{Au}(\alpha)^{176}\text{Ir}$	$E(\alpha)=5647(10.Z)$ to 80(30) level								93Wa03**	
* $^{180}\text{Tl}(\alpha)^{176}\text{Au}$	Highest $E(\alpha)$ ; not necessarily gs to gs								98To14 **	
* $^{180}\text{Pb}(\alpha)^{176}\text{Hg}$	F: tentative reassignment of their $^{181}\text{Pb}$								AHW **	
$^{181}\text{Re}-\text{C}_{15.083}$	-49915	30	-49932	14	-0.6	R	GS2	1.0	03Li.A	
$^{181}\text{Os}-\text{C}_{15.083}$	-46670	110	-46760	30	-0.8	U	GS1	1.0	00Ra23 *	
	-46756	34			2		GS2	1.0	03Li.A *	
$^{181}\text{Ir}-\text{C}_{15.083}$	-42330	104	-42375	28	-0.4	U	GS1	1.0	00Ra23	
	-42372	30			-0.1	2	GS2	1.0	03Li.A	
$^{181}\text{Pt}-\text{C}_{15.083}$	-36880	104	-36903	16	-0.2	U	GS1	1.0	00Ra23	
	-36900	30			-0.1	2	GS2	1.0	03Li.A	
$^{181}\text{Au}-\text{C}_{15.083}$	-30030	110	-29921	21	1.0	U	GS1	1.0	00Ra23	
	-29920	30			0.0	R	GS2	1.0	03Li.A	
$^{181}\text{Hg}-^{208}\text{Pb}_{.870}$	-1929	40	-1868	17	1.5	1	17 17 $^{181}\text{Hg}$	MA6	1.0	01Sc41
$^{181}\text{Tl}-^{133}\text{Cs}_{1.361}$	114936	11	114937	10	0.1	-		MA8	1.0	03We.A
ave.	114939	10			-0.2	1	92 92 $^{181}\text{Tl}$		average	
$^{181}\text{Ta } ^{35}\text{Cl} - ^{179}\text{Hf } ^{37}\text{Cl}$	5128.6	2.1	5129.7	2.3	0.2	1	19 12 $^{179}\text{Hf}$	H35	2.5	80Sh06
$^{181}\text{Pt}(\alpha)^{177}\text{Os}$	5133.7	20.	5150	5	0.8	U			66Si08	
	5150.1	5.			3				95Bi01	
$^{181}\text{Au}(\alpha)^{177}\text{Ir}$	5750.1	5.	5751.3	2.9	0.2	3			68Si01 Z	
	5751.9	5.			-0.1	3			79Ha10 Z	
	5735	4			4.1	C	IRa		92Sa03	
	5752	5			-0.1	3	ORa		95Bi01 *	
$^{181}\text{Hg}(\alpha)^{177}\text{Pt}$	6288	5	6284	4	-0.7	-			79Ha10 *	
	6283	10			0.1	-			86Ke03 *	
	6269.3	13.			1.2	-	Daa		96Pa01 *	
ave.	6285	4			-0.2	1	99 83 $^{181}\text{Hg}$		average	
$^{181}\text{Tl}(\alpha)^{177}\text{Au}$	6319.9	20.	6324	9	0.2	-			92Bo.D	
	6326.1	10.			-0.2	-	Ara		98To14 *	
ave.	6325	9			-0.1	1	98 96 $^{177}\text{Au}$		average	
$^{181}\text{Tl}^m(\alpha)^{177}\text{Au}^n$	6714.7	20.	6724	9	0.5	3	GSa		84Sc.A	

Item	Input value		Adjusted value		$v_i$	Dg	Sig	Main flux	Lab	F	Reference	
$^{181}\text{Tl}^m(\alpha)^{177}\text{Au}^n$	6727.0	10.	6724	9	-0.2	3			Ara		98To14	
$^{181}\text{Pb}(\alpha)^{177}\text{Hg}$	7374.3	10.	7210	50	-3.3	F					86Ke03 *	
	7203.5	15.			0.2	5			ORa		89To01	
	7224.9	20.			-0.3	5			Ara		96To01 *	
$^{181}\text{Ta}(\text{p},\text{t})^{179}\text{Ta}$	-5738	5	-5736.2	2.1	0.4	1	18	12	$^{179}\text{Ta}$		73Oo01	
$^{180}\text{Hf}(\text{n},\gamma)^{181}\text{Hf}$	5695.2	0.6	5694.80	0.07	-0.7	U					71Al22	
	5694.80	0.07			0.0	1	100	84	$^{181}\text{Hf}$		02Bo41	
	5695.58	0.20			-3.9	B			Bdn		03Fi.A	
$^{181}\text{Ta}(\gamma,\text{n})^{180}\text{Ta}$	-7580	5	-7576.8	1.3	0.6	U			McM		79Ba06	
	-7579	2			1.1	-			McM		81Co17	
$^{181}\text{Ta}(\text{d},\text{t})^{180}\text{Ta}$	-1317.7	1.8	-1319.5	1.3	-1.0	-			NDm		79Ta.B	
$^{181}\text{Ta}(\gamma,\text{n})^{180}\text{Ta}$	ave. -7576.8	1.3	-7576.8	1.3	0.0	1	99	97	$^{180}\text{Ta}$		average	
$^{180}\text{Ta}^m(\text{n},\gamma)^{181}\text{Ta}$	7651.8	0.5	7652.08	0.19	0.6	2			MMn		81Co17 Z	
	7652.13	0.20			-0.2	2			ILn		84Fo.A Z	
$^{180}\text{W}(\text{d},\text{p})^{181}\text{W}$	4468	15	4456	6	-0.8	1	15	9	$^{181}\text{W}$		72Ca01	
$^{181}\text{Hf}(\beta^-)^{181}\text{Ta}$	1023	8	1029.8	2.1	0.8	-					52Fa14	
	1020	5			2.0	-					53Ba81	
	ave. 1021	4			2.1	1	25	16	$^{181}\text{Hf}$		average	
$^{181}\text{W}(\epsilon)^{181}\text{Ta}$	184	12	188	5	0.3	-					66Ra03	
	190	6			-0.4	-					83Se17	
	ave. 189	5			-0.2	1	72	69	$^{181}\text{W}$		average	
$^{181}\text{Os}(\beta^+)^{181}\text{Re}$	2990	200	2960	30	-0.2	U					67Go25 *	
* $^{181}\text{Os}-\text{C}_{15,083}$	M-A=-43450(100) keV for mixture gs+m at 48.9 keV										Nubase **	
* $^{181}\text{Os}-\text{C}_{15,083}$	M-A=-43529(28) keV for mixture gs+m at 48.9 keV										Nubase **	
* $^{181}\text{Au}(\alpha)^{177}\text{Ir}$	E( $\alpha$ )=5626(5) to gs; favored 5479(5) to 148.0 level										NDS933**	
* $^{181}\text{Hg}(\alpha)^{177}\text{Pt}$	E( $\alpha$ )=6147.0(10,Z), 6005.0(5,Z) to ground-state and 147.7 level										NDS933**	
* $^{181}\text{Hg}(\alpha)^{177}\text{Pt}$	E( $\alpha$ )=6136.6(10,Z), 6005.6(10,Z) to ground-state and 147.7 level										NDS933**	
* $^{181}\text{Hg}(\alpha)^{177}\text{Pt}$	E( $\alpha$ )=5986(13) to 147.7 level										NDS933**	
* $^{181}\text{Tl}(\alpha)^{177}\text{Au}$	The 6180 line is correlated with the 6110 line from $^{177}\text{Au}^m$										96To01 **	
*	in contradiction with mass-spectrometric data for $^{181}\text{Tl}$ and $^{165}\text{Ta}$										GAu **	
* $^{181}\text{Pb}(\alpha)^{177}\text{Hg}$	F: This $\alpha$ -line not found in same reaction; see $^{180}\text{Pb}$										96To01 **	
* $^{181}\text{Pb}(\alpha)^{177}\text{Hg}$	Seen in correlation with $^{177}\text{Hg}$ E( $\alpha$ )=8580										96To01 **	
* $^{181}\text{Os}(\beta^+)^{181}\text{Re}$	E <sup>+</sup> = 1750(200) from $^{181}\text{Os}^m$ at 48.9(0.2) to 263.0 level										95Ro09 **	
$^{182}\text{Re}-\text{C}_{15,167}$	-48311	65	-48790	110	-7.4	F			GS2	1.0	03Li.A *	
$^{182}\text{Os}-\text{C}_{15,167}$	-47883	30	-47890	23	-0.2	1	61	61	$^{182}\text{Os}$	GS2	1.0	03Li.A
$^{182}\text{Ir}-\text{C}_{15,167}$	-41942	30	-41924	23	0.6	1	56	56	$^{182}\text{Ir}$	GS2	1.0	03Li.A
$^{182}\text{Pt}-\text{C}_{15,167}$	-38870	104	-38829	17	0.4	U			GS1	1.0	00Ra23	
	-38860	30			1.0	R			GS2	1.0	03Li.A	
$^{182}\text{Au}-\text{C}_{15,167}$	-30420	110	-30382	22	0.3	U			GS1	1.0	00Ra23	
	-30412	30			1.0	R			GS2	1.0	03Li.A	
$^{182}\text{Hg}-\text{C}_{15,167}$	-25297	30	-25310	10	-0.4	R			GS2	1.0	03Li.A	
$^{182}\text{Hg}-^{208}\text{Pb}_{.875}$	-4893	19	-4881	10	0.7	2			MA6	1.0	01Sc41	
	-4898	21			0.8	2			MA6	1.0	01Sc41	
$^{182}\text{Pt}(\alpha)^{178}\text{Os}$	4928.5	30.	4952	5	0.8	U					63Gr08	
	4948.9	20.			0.2	U					66Si08	
	4952.0	5.				4					95Bi01	
$^{182}\text{Au}(\alpha)^{178}\text{Ir}$	5529	10	5526	4	-0.3	3					79Ha10 *	
	5525.5	5.			0.1	3			ORa		95Bi01 *	
$^{182}\text{Hg}(\alpha)^{178}\text{Pt}$	5998.1	5.	5997	5	-0.2	3					79Ha10 Z	
	5990.2	13.			0.5	3					94Wa23	
$^{182}\text{Tl}(\alpha)^{178}\text{Au}$	6550.2	10.				5					86Ke03	
	6186.2	20.	6550	50	7.3	C					92Bo.D *	
$^{182}\text{Pb}(\alpha)^{178}\text{Hg}$	7076.8	10.	7066	6	-1.1	7					86Ke03	
	7074.8	15.			-0.6	7					87To09	
	7050.2	10.			1.5	7			ARa		99To11	
	7066.6	10.			-0.1	7			Jya		00Je09	

Item	Input value	Adjusted value	$v_i$	Dg	Sig	Main flux	Lab	F	Reference	
$^{180}\text{Hf}(t,p)^{182}\text{Hf}$	3931	6			2		McM		83Bu03	
$^{180}\text{W}(t,p)^{182}\text{W}$	6265	5	6264	4	-0.2		LAl		76Ca10 *	
$^{182}\text{W}(p,t)^{180}\text{W}$	-6261	10	-6264	4	-0.3		Min		73Oo01	
$^{180}\text{W}(t,p)^{182}\text{W}$	ave. 6264	4	6264	4	-0.1	1	74 74 $^{180}\text{W}$		average	
$^{181}\text{Ta}(n,\gamma)^{182}\text{Ta}$	6063.0	0.4	6062.94	0.11	-0.2				71He13 Z	
	6063.1	0.5			-0.3				77St15 Z	
	6063.1	0.5			-0.3		MMn		81Co17 Z	
	6062.95	0.2			-0.1		ILn		83Fo.B	
	6062.89	0.14			0.3		Bdn		03Fi.A	
	ave. 6062.93	0.11			0.0	1	100 60 $^{182}\text{Ta}$		average	
$^{182}\text{W}(d,t)^{181}\text{W}$	-1809	10	-1808	5	0.1	1	22 22 $^{181}\text{W}$	Kop	72Ca01	
$^{182}\text{Ta}(\beta^-)^{182}\text{W}$	1809	5	1814.3	1.7	1.1				64Da15	
	1813	3			0.4				67Ba01	
	ave. 1811.9	2.6			0.9	1	42 40 $^{182}\text{Ta}$		average	
$^{182}\text{Re}^m(\beta^+)^{182}\text{W}$	2860	20			2				63Ba37	
$^{182}\text{Re}^m(\text{IT})^{182}\text{Re}$	60	100			3				63Ba37	
$^{182}\text{Os}(\epsilon)^{182}\text{Re}^m$	848	15	778	30	-4.6	B			70Ak02 *	
$^{182}\text{Ir}(\beta^+)^{182}\text{Os}$	5700	200	5560	30	-0.7	U			72We.A	
$^{182}\text{Pt}(\beta^+)^{182}\text{Ir}$	2900	200	2882	26	-0.1	U			72We.A	
$^{182}\text{Au}(\beta^+)^{182}\text{Pt}$	6850	200	7869	26	5.1	C			72We.A	
$^{182}\text{Hg}(\beta^+)^{182}\text{Au}$	4950	200	4725	22	-1.1	U			72We.A	
* $^{182}\text{Re}-\text{C}_{15,167}$	M-A=-44972(29) keV for mixture gs+m at 60(100) keV								Nubase **	
* $^{182}\text{Au}(\alpha)^{178}\text{Ir}$	E( $\alpha$ )=5353(10) to 55(1) level								NDS **	
* $^{182}\text{Au}(\alpha)^{178}\text{Ir}$	E( $\alpha$ )=5403(5), 5352(5) to ground-state, 54.4 level								95Bi01 **	
* $^{182}\text{Tl}(\alpha)^{178}\text{Au}$	No $^{182}\text{Tl}$ $\alpha$ seen following $^{180}\text{Bi}(\alpha)$								97Ba21 **	
* $^{180}\text{W}(t,p)^{182}\text{W}$	Q-Q( $^{170}\text{Y}(t,p)$ )=112(5,Ca), Q(170)=-6153(4)								AHW **	
* $^{182}\text{Os}(\epsilon)^{182}\text{Re}^m$	pK=0.47(0.07) to 726.98 level above Rem, recalculated Q								AHW **	
$^{183}\text{W O}-\text{C}_2\text{ }^{35}\text{Cl}_5$	100858.0	2.7	100874.2	0.9	2.4	F		H29	2.5	77Sh04
	100873.6	0.8			0.5	1	53 52 $^{183}\text{W}$	H48	1.5	03Ba49
$^{183}\text{Re}-\text{C}_{15,25}$	-49151	30	-49180	9	-1.0	U		GS2	1.0	03Li.A
$^{183}\text{Os}-\text{C}_{15,25}$	-46879	61	-46870	50	0.1	2		GS2	1.0	03Li.A *
$^{183}\text{Ir}-\text{C}_{15,25}$	-43160	104	-43154	27	0.1	U		GS1	1.0	00Ra23
	-43145	30			-0.3	1	81 81 $^{183}\text{Ir}$	GS2	1.0	03Li.A
$^{183}\text{Pt}-\text{C}_{15,25}$	-38440	107	-38403	17	0.3	U		GS1	1.0	00Ra23
	-38400	32			-0.1	-		GS2	1.0	03Li.A *
	ave. -38398	23			-0.3	1	55 55 $^{183}\text{Pt}$		average	
$^{183}\text{Au}-\text{C}_{15,25}$	-32440	104	-32407	11	0.3	U		GS1	1.0	00Ra23
	-32371	30			-1.2	R		GS2	1.0	03Li.A
$^{183}\text{Hg}-\text{C}_{15,25}$	-25537	35	-25550	9	-0.4	U		GS2	1.0	03Li.A *
$^{183}\text{Hg}-^{208}\text{Pb}_{.880}$	-5009	19	-5004	9	0.3	-		MA6	1.0	01Sc41
	-5002	19			-0.1	-		MA6	1.0	01Sc41
	ave. -5002	11			-0.2	1	60 60 $^{183}\text{Hg}$		average	
$^{183}\text{Tl}-^{133}\text{Cs}_{1,376}$	112286	11	112291	10	0.4	1	91 91 $^{183}\text{Tl}$	MA8	1.0	03We.A
$^{183}\text{W O}_2-^{178}\text{Hf}^{37}\text{Cl}$	30455.7	5.0	30450.8	2.3	-0.4	U		H35	2.5	80Sh06
$^{183}\text{W O}_2-^{180}\text{W}^{35}\text{Cl}$	24509	6	24495	4	-0.9	1	8 8 $^{180}\text{W}$	H28	2.5	77Sh04
$^{183}\text{W}^{35}\text{Cl}-^{181}\text{Ta}^{37}\text{Cl}$	5177.2	1.2	5177.3	1.8	0.0	1	36 34 $^{181}\text{Ta}$	H35	2.5	80Sh06
$^{183}\text{W O}_2^{37}\text{Cl}-^{182}\text{W}^{35}\text{Cl}_2$	20045.6	1.8	20045.26	0.13	-0.1	U		H28	2.5	77Sh04
$^{183}\text{Pt}(\alpha)^{179}\text{Os}$	4846.1	30.	4823	9	-0.8	U			63Gr08	
	4835.9	20.0			-0.6	2			66Si08	
	4819.4	10.0			0.3	2		ORa	95Bi01	
$^{183}\text{Au}(\alpha)^{179}\text{Ir}$	5462.6	5.	5465.6	3.0	0.6	3			68Si01 Z	
	5465.5	5.			0.0	3			82Bo04 Z	
	5449.3	10.			1.6	C			84Br.A	
	5468.8	5.			-0.6	3			95Bi01	
$^{183}\text{Hg}(\alpha)^{179}\text{Pt}$	6043.4	6.	6039	4	-0.7	2			76To06	
	6036.2	5.			0.6	2			79Ha10 Z	

Item	Input value	Adjusted value	$v_i$	Dg	Sig	Main flux	Lab	F	Reference
$^{183}\text{Tl}^m(\alpha)^{179}\text{Au}$	6593.4	15.	6583	14	-0.7	1	79 44 $^{179}\text{Au}$	GSa	80Sc09
$^{183}\text{Tl}^m(\alpha)^{179}\text{Au}^p$	6485.1	10.	6484	9	-0.1	2		GSa	80Sc09
	6482.0	15.			0.1	2			87To09
$^{183}\text{Pb}(\alpha)^{179}\text{Hg}$	6928	7				2			02Je09 *
$^{183}\text{Pb}^m(\alpha)^{179}\text{Hg}$	7029	20	7022	4	-0.3	U		GSa	84Sc.A *
	7026.9	10.			-0.5	2		GSa	86Ke03
	7034	10			-1.2	2		ORa	89To01 *
	7018	5			0.8	2		Jya	02Je09 *
$^{182}\text{Ta}(n,\gamma)^{183}\text{Ta}$	6934.18	0.20				2		ILn	83Fo.B
$^{182}\text{W}(n,\gamma)^{183}\text{W}$	6191.6	2.0	6190.82	0.09	-0.4	U			67Sp03 Z
	6190.1	1.5			0.5	U			70Or.A
	6190.76	0.12			0.5	-		Ltn	93Pr.A
	6190.89	0.13			-0.5	-		Bdn	03Fi.A
ave.	6190.82	0.09			0.0	1	100 98 $^{182}\text{W}$		average
$^{183}\text{Hf}(\beta^-)^{183}\text{Ta}$	2010	30				3			67Mo13
$^{183}\text{Re}(\epsilon)^{183}\text{W}$	556	8				2			69Ku03
$^{183}\text{Ir}(\beta^+)^{183}\text{Os}$	3450	100	3470	60	0.2	R			70Be.A *
$^{183}\text{Os}-\text{C}_{15.25}$	M-A=-43582(28) keV for mixture gs+m at 170.71 keV								
$^{183}\text{Pt}-\text{C}_{15.25}$	M-A=-35752(28) keV for mixture gs+m at 34.50 keV								
$^{183}\text{Hg}-\text{C}_{15.25}$	No isomer observed								
$^{183}\text{Pb}(\alpha)^{179}\text{Hg}$	E( $\alpha$ )=6775(7), 6570(10) to ground-state, 217 level								
$^{183}\text{Pb}^m(\alpha)^{179}\text{Hg}$	E( $\alpha$ )=6868(20), 6715(20) to ground-state, 171.4 isomer								
$^{183}\text{Pb}^m(\alpha)^{179}\text{Hg}$	Original assignment to $^{182}\text{Pb}$ changed								
$^{183}\text{Pb}^m(\alpha)^{179}\text{Hg}$	E( $\alpha$ )=6874(15), 6712(10) to ground-state, 171.4 isomer								
$^{183}\text{Pb}^m(\alpha)^{179}\text{Hg}$	E( $\alpha$ )=6860(11), 6698(5) to ground-state, 171.4 isomer								
$^{183}\text{Ir}(\beta^+)^{183}\text{Os}$	Q <sup>+</sup> =3190(100) mainly to 258.35 level								
	NDS924**								
	Ens93 **								
	Nubase **								
	02Je09 **								
	02Je09 **								
	AHW **								
	02Je09 **								
	02Je09 **								
	NDS924**								
$^{184}\text{Ir}-\text{C}_{15.333}$	-42460	110	-42520	30	-0.6	U		GS1	1.0 00Ra23
	-42524	30				2		GS2	1.0 03Li.A
$^{184}\text{Pt}-\text{C}_{15.333}$	-40120	104	-40078	19	0.4	U		GS1	1.0 00Ra23
	-40068	30			-0.3	1	42 42 $^{184}\text{Pt}$	GS2	1.0 03Li.A
$^{184}\text{Au}-\text{C}_{15.333}$	-32540	104	-32548	24	-0.1	U		GS1	1.0 00Ra23 *
	-32557	37			0.2	R		GS2	1.0 03Li.A *
$^{184}\text{Hg}-\text{C}_{15.333}$	-28230	110	-28287	11	-0.5	U		GS1	1.0 00Ra23
	-28296	30			0.3	-		GS2	1.0 03Li.A
ave.	-28280	17			-0.4	1	39 39 $^{184}\text{Hg}$		average
$^{184}\text{Hg}-^{204}\text{Pb}_{902}$	-3986	20	-3972	11	0.7	1	29 29 $^{184}\text{Hg}$	MA6	1.0 01Sc41
$^{184}\text{Hg}-^{208}\text{Pb}_{885}$	-7620	19	-7624	11	-0.2	1	32 32 $^{184}\text{Hg}$	MA6	1.0 01Sc41
$^{184}\text{Tl}-\text{C}_{15.333}$	-18196	126	-18130	50	0.5	1	18 18 $^{184}\text{Tl}$	GS2	1.0 03Li.A *
$^{184}\text{W O}_2-^{181}\text{Ta}^{35}\text{Cl}$	23917.5	2.8	23912.0	1.8	-0.8	U		H35	2.5 80Sh06
$^{184}\text{W}^{35}\text{Cl}-^{182}\text{W}^{37}\text{Cl}$	5676.3	2.2	5677.12	0.30	0.1	U		H28	2.5 77Sh04
$^{184}\text{Pt}(\alpha)^{180}\text{Os}$	4579.8	20.	4602	9	1.1	B			63Gr08
	4600.2	20.			0.1	2			66Si08
	4602.2	10.			0.0	2			95Bi01
$^{184}\text{Au}(\alpha)^{180}\text{Ir}$	5218.6	15.	5234	5	1.0	U		ISa	70Ha18 *
	5233.9	5.				3			95Bi01 *
$^{184}\text{Hg}(\alpha)^{180}\text{Pt}$	5658.2	15.	5662	4	0.2	2			70Ha18
	5662.2	5.			-0.1	2			76To06
	5662.2	10.			0.0	2		Lvn	93Wa03 Z
$^{184}\text{Tl}(\alpha)^{180}\text{Au}$	6299.4	5.	6290	50	-0.3	-			76To06 Z
	6292.9	10.			-0.1	-			80Sc09 Z
ave.	6298	4			-0.2	1	85 82 $^{184}\text{Tl}$		average
$^{184}\text{Pb}(\alpha)^{180}\text{Hg}$	6765.4	10.	6774	4	0.9	-			80Du02
	6779.6	10.			-0.5	-			80Sc09
	6773.6	10.			0.1	-			84Sc.A
	6781.6	10.			-0.7	-			87To09
	6773.6	6.			0.2	-		Jya	98Co27
	6772.5	10.			0.2	-		Ara	99To11
ave.	6774	4			0.1	1	99 84 $^{184}\text{Pb}$		average



Item	Input value	Adjusted value	$v_i$	Dg	Sig	Main flux	Lab	F	Reference
$^{184}\text{Bi}(\alpha)^{180}\text{Tl}$	8024.8	50.			7		GSa		02An.A
$^{183}\text{W}(n,\gamma)^{184}\text{W}$	7411.2	0.5	7411.60	0.26	0.8				74Gr11 Z
	7411.8	0.3			-0.7				75Bu01 Z
	7411.15	0.16			2.8		Bdn		03Fi.A
	ave.	7411.64	0.26		-0.2	1	99 94 $^{184}\text{W}$		average
$^{184}\text{Hf}(\beta^-)^{184}\text{Ta}$	1340	30			3				73Wa18
$^{184}\text{Ta}(\beta^-)^{184}\text{W}$	2866	26			2				73Ya02
$^{184}\text{Ir}(\beta^+)^{184}\text{Os}$	5100	250	4645	28	-1.8	U			70Be.A *
	4300	100			3.5	B			73Ho09
	4285	70			5.1	B			89Po09
$^{184}\text{Au}(\beta^+)^{184}\text{Pt}$	6380	50	7013	29	12.7	C			84Da.A *
$^{184}\text{Hg}(\beta^+)^{184}\text{Au}$	3760	30	3970	24	7.0	C			84Da.A
$^{184}\text{Au}-\text{C}_{15.333}$	M-A=-30280(100) keV for mixture gs+m at 68.46 keV								Nubase **
$^{184}\text{Au}-\text{C}_{15.333}$	M-A=-30292(28) keV for mixture gs+m at 68.46 keV								Nubase **
$^{184}\text{Tl}-\text{C}_{15.333}$	M-A=-16899(102) keV for mixture gs+m at 100#100 keV								Nubase **
$^{184}\text{Au}(\alpha)^{180}\text{Ir}$	E( $\alpha$ )=5172(15) from $^{184}\text{Au}^m$ at 68.6(0.1)								94Ib01 **
	transition to ground-state in $^{180}\text{Ir}$								95Bi01 **
$^{184}\text{Au}(\alpha)^{180}\text{Ir}$	E( $\alpha$ )=5187(5) from $^{184}\text{Au}^m$ at 68.6(0.1)								94Ib01 **
$^{184}\text{Ir}(\beta^+)^{184}\text{Os}$	Q <sup>+</sup> =4720(250) to 383.77 level								AHW **
$^{184}\text{Au}(\beta^+)^{184}\text{Pt}$	Q <sup>+</sup> =6450(50) from $^{184}\text{Au}^m$ at 68.6(0.1)								94Ib01 **
$^{185}\text{Os}-\text{C}_{15.417}$	-46037	31	-45957.7	1.4	2.6	U	GS2	1.0	03Li.A
$^{185}\text{Ir}-\text{C}_{15.417}$	-43340	110	-43300	30	0.3	U	GS1	1.0	00Ra23
	-43302	30				2	GS2	1.0	03Li.A
$^{185}\text{Pt}-\text{C}_{15.417}$	-39334	112	-39380	40	-0.4	U	GS1	1.0	00Ra23 *
	-39381	44				2	GS2	1.0	03Li.A *
$^{185}\text{Au}-\text{C}_{15.417}$	-34213	115	-34211	28	0.0	o	GS1	1.0	00Ra23 *
	-34224	69			0.2	R	GS2	1.0	03Li.A *
$^{185}\text{Hg}-\text{C}_{15.417}$	-28070	107	-28101	17	-0.3	U	GS1	1.0	00Ra23
	-28088	44			-0.3	R	GS2	1.0	03Li.A *
$^{185}\text{Hg}-^{208}\text{Pb}_{.889}$	-7373	29	-7345	17	1.0	R	MA6	1.0	01Sc41
$^{185}\text{Tl}-\text{C}_{15.417}$	-21353	145	-21210	60	1.0	U	GS2	1.0	03Li.A *
$^{185}\text{Re } ^{35}\text{Cl}-^{183}\text{W } ^{37}\text{Cl}$	5678.7	1.0	5682.1	1.0	1.4	1	15 15 $^{185}\text{Re}$	H28	2.5 77Sh04
$^{185}\text{Re}(\alpha, ^8\text{He})^{181}\text{Re}$	-26480	14	-26484	14	-0.3	2	INS		90Ka19
$^{185}\text{Pt}(\alpha)^{181}\text{Os}$	4542.0	10.0	4440	50	-1.9	F	ORa		91Bi04 *
$^{185}\text{Au}(\alpha)^{181}\text{Ir}$	5180.2	5.	5180	5	0.0	3			68Si01 *
	5182.9	15.			-0.2	U			70Ha18 Z
	5179	10			0.1	3	ORa		91Bi04 *
$^{185}\text{Hg}(\alpha)^{181}\text{Pt}$	5777	15	5774	5	-0.2	3			70Ha18 *
	5775	5			-0.2	3	ORa		76To06 *
	5761	15			0.9	3			76Gr.A *
$^{185}\text{Tl}^m(\alpha)^{181}\text{Au}$	6143.3	5.				4	ORa		76To06 Z
	6145.6	15.	6140	50	0.0	U	GSa		80Sc09 Z
$^{185}\text{Pb}(\alpha)^{181}\text{Hg}$	6693	15	6695	5	0.1	U	GSa		80Sc09 *
	6695	5				2	ISn		02An15 *
$^{185}\text{Pb}^m(\alpha)^{181}\text{Hg}^p$	6622.9	20.	6550	5	-3.7	F	Ora		75Ca06
	6679.7	20.			-6.5	B			80Sc09
	6550.0	5.				4	ISn		02An15
$^{185}\text{Bi}^m(\alpha)^{181}\text{Tl}$	8258.9	30.	8234	19	-0.8	1	39 33 $^{185}\text{Bi}^m$		01Po05 *
$^{184}\text{W}(n,\gamma)^{185}\text{W}$	5753.7	0.3	5753.69	0.30	0.0	1	98 93 $^{185}\text{W}$	BNn	87Br05 Z
	5754.62	0.24			-3.9	B		Bdn	03Fi.A
$^{185}\text{Re}(d,t)^{184}\text{Re}-^{187}\text{Re}^{186}\text{Re}$	-310	4	-310	4	0.0	1	100 100 $^{184}\text{Re}$	Roc	76El12
$^{184}\text{Os}(n,\gamma)^{185}\text{Os}$	6625.4	0.9	6624.53	0.28	-1.0	U			74Pr15
	6624.52	0.28			0.0	1	100 100 $^{184}\text{Os}$	Bdn	03Fi.A
$^{185}\text{Bi}^m(p)^{184}\text{Pb}$	1606.8	16.	1614	15	0.4	1	83 67 $^{185}\text{Bi}^m$		01Po05 *
	1568.6	50.			0.9	U			02An.A
$^{185}\text{Ta}(\beta^-)^{185}\text{W}$	2013	20	1994	14	-1.0	2			69Ku07

Item	Input value	Adjusted value	$v_i$	Dg	Sig	Main flux	Lab	F	Reference			
$^{185}\text{W}(\beta^-)^{185}\text{Re}$	432.6	1.0	432.5	0.9	-0.1	1	75	68	$^{185}\text{Re}$	67Wi19		
$^{185}\text{Os}(\epsilon)^{185}\text{Re}$	1012.7	1.0	1012.8	0.4	0.1	-				67Sc15		
	1012.8	0.5			0.0	-				70Sc06		
	ave.	1012.8	0.4		0.0	1	100	100	$^{185}\text{Os}$	average		
$^{185}\text{Au}(\beta^+)^{185}\text{Pt}$	4707	40	4820	50	2.7	F				86Da.A		
$^{185}\text{Tl}^m(\text{IT})^{185}\text{Tl}$	452.8	2.				5				77Sc03		
* $^{185}\text{Pt}-\text{C}_{15.417}$	M-A=-36590(100) keV for mixture gs+m at 103.4 keV									NDS952**		
* $^{185}\text{Pt}-\text{C}_{15.417}$	M-A=-36631(28) keV for mixture gs+m at 103.4 keV									NDS952**		
* $^{185}\text{Au}-\text{C}_{15.417}$	M-A=-31820(90) keV for mixture gs+m at 100#100 keV									Nubase **		
* $^{185}\text{Au}-\text{C}_{15.417}$	M-A=-31829(28) keV for mixture gs+m at 100#100 keV									Nubase **		
* $^{185}\text{Hg}-\text{C}_{15.417}$	M-A=-26112(28) keV for mixture gs+m at 103.8(1.0) keV									Nubase **		
* $^{185}\text{Tl}-\text{C}_{15.417}$	M-A=-19664(31) keV for mixture gs+m at 452.8(2.0) keV									Nubase **		
* $^{185}\text{Pt}(\alpha)^{181}\text{Os}$	F: Assignment to gs or isomer at 103.2 uncertain									91Bi04 **		
* $^{185}\text{Au}(\alpha)^{181}\text{Ir}$	E( $\alpha$ )=5069(10), 4826(10) to ground-state, 243.3level									91Bi04 **		
*	unh. E( $\alpha$ )=5069(10) to gs or very low level; from coinc.									95Bi01 **		
* $^{185}\text{Hg}(\alpha)^{181}\text{Pt}$	E( $\alpha$ )=5653.4(15.Z), 5576.4(15.Z) to ground-state, 79.41 level									NDS996**		
*	and E( $\alpha$ )=5376.4(15.Z) from $^{185}\text{Hg}^m$ at 103.8 to 380.92 level									NDS952**		
* $^{185}\text{Hg}(\alpha)^{181}\text{Pt}$	E( $\alpha$ )=5653(5), 5569(5) to ground-state, 79.41 level;									NDS996**		
*	and 5371(10) from $^{185}\text{Hg}^m$ at 103.8 to 380.92 level									NDS952**		
* $^{185}\text{Hg}(\alpha)^{181}\text{Pt}$	E( $\alpha$ )=5365(15) from $^{185}\text{Hg}^m$ at 103.8 to 380.92 level									NDS952**		
* $^{185}\text{Pb}(\alpha)^{181}\text{Hg}$	E( $\alpha$ )=6485(15) to 64 level									02An15 **		
* $^{185}\text{Pb}(\alpha)^{181}\text{Hg}$	E( $\alpha$ )=6486(5), 6288(5) to 64, 269 levels									02An15 **		
* $^{185}\text{Bi}^m(\alpha)^{181}\text{Tl}$	E( $\alpha$ )=8030 of same authors from only one event									96Da06 **		
* $^{185}\text{Bi}(\text{p})^{184}\text{Pb}$	Average by authors of Ep=1618(11), and 1585(9) of ref.									96Da06 **		
* $^{185}\text{Au}(\beta^+)^{185}\text{Pt}$	Information about correctness insufficient									GAU **		
$^{186}\text{W O}-\text{C }^{13}\text{C }^{35}\text{Cl}_4 \text{ }^{37}\text{Cl}$	104592.7	3.2	104610.6	1.9	2.2	F			H29	2.5	77Sh04 *	
$^{186}\text{Ir}-\text{C}_{15.5}$	-42063	30	-42054	18	0.3	2			GS2	1.0	03Li.A *	
$^{186}\text{Pt}-\text{C}_{15.5}$	-40656	30	-40649	23	0.2	1	61	61	$^{186}\text{Pt}$	GS2	1.0	03Li.A
$^{186}\text{Au}-\text{C}_{15.5}$	-34029	30	-34047	23	-0.6	1	56	56	$^{186}\text{Au}$	GS2	1.0	03Li.A
$^{186}\text{Hg}-\text{C}_{15.5}$	-30660	104	-30638	12	0.2	U			GS1	1.0	00Ra23	
	-30630	30			-0.3	R			GS2	1.0	03Li.A	
$^{186}\text{Hg}-^{204}\text{Pb}_{.912}$	-6065	20	-6054	12	0.6	2			MA6	1.0	01Sc41	
$^{186}\text{Tl}-\text{C}_{15.5}$	-21814	275	-21680	200	0.5	o			GS1	1.0	00Ra23 *	
	-21675	198				2			GS2	1.0	03Li.A *	
$^{186}\text{Tl}^m_{-133}\text{Cs}_{1.398}$	110842.1	9.2				2			MA8	1.0	03We.A	
$^{186}\text{W }^{35}\text{Cl}-^{184}\text{W }^{37}\text{Cl}$	6382.0	1.4	6383.0	1.7	0.3	1	23	23	$^{186}\text{W}$	H28	2.5	77Sh04
$^{186}\text{Pt}(\alpha)^{182}\text{Os}$	4323.2	20.	4320	18	-0.2	1	79	39	$^{182}\text{Os}$			63Gr08
$^{186}\text{Au}(\alpha)^{182}\text{Ir}$	4907	15	4912	14	0.3	1	87	44	$^{182}\text{Ir}$			90Ak04 *
$^{186}\text{Hg}(\alpha)^{182}\text{Pt}$	5206.2	15.	5205	11	-0.1	3						70Ha18
	5204.2	15.			0.1	3						96Ri12
$^{186}\text{Tl}^m(\alpha)^{182}\text{Au}$	5891.9	7.	6001	22	2.2	U						77Ij01
$^{186}\text{Pb}(\alpha)^{182}\text{Hg}$	6458.2	20.	6470	6	0.6	3						74Le02 Z
	6470.1	10.			0.0	3						80Sc09 Z
	6474.7	10.			-0.5	3						84To09 Z
	6476.5	15.			-0.4	3				ORa		97Ba25
	6459.2	15.			0.7	3			Jya			97An09
$^{186}\text{Bi}(\alpha)^{182}\text{Tl}$	7760	20	7757	12	-0.2	6			Ara			97Ba21 *
	7755	15			0.1	6			GSa			02An.A *
$^{186}\text{Bi}^m(\alpha)^{182}\text{Tl}^p$	7349.3	25.	7423	5	2.9	C			GSa			84Sc.A
	7420.9	20.			0.1	U			Ara			97Ba21
	7422.9	5.				8			GSa			02An.A
$^{186}\text{W}(\text{p,t})^{184}\text{W}$	-4474	5	-4463.1	1.6	2.2	1	10	10	$^{186}\text{W}$	Min		73Oo01
$^{186}\text{W}(\text{t},\alpha)^{185}\text{Ta}$	11430	20	11412	14	-0.9	R			LAl			80Lo10
$^{185}\text{Re}(\text{n},\gamma)^{186}\text{Re}$	6179.8	0.8	6179.36	0.18	-0.6	-			Tal			69La11 Z
	6178.6	1.5			0.5	U						70Or.A
	6179.34	0.18			0.1	-			Bdn			03Fi.A
	ave.	6179.36	0.18		0.0	1	99	85	$^{186}\text{Re}$			average

Item	Input value	Adjusted value	$v_i$	Dg	Sig	Main flux	Lab	F	Reference	
$^{186}\text{Ta}(\beta^-)^{186}\text{W}$	3901	60			2				69Mo16	
$^{186}\text{Re}(\beta^-)^{186}\text{Os}$	1064	2	1069.3	0.9	2.6	–			56Jo05	
	1071.5	1.3			–1.7	–			56Po28	
	1076	3			–2.2	–			64Ma36	
	1064	3			1.8	–			68An11	
ave.	1069.4	1.0			–0.1	1	80 64 $^{186}\text{Os}$		average	
$^{186}\text{Ir}(\beta^+)^{186}\text{Os}$	3831	20	3827	17	–0.2	R			63Em02	
$^{186}\text{Au}(\beta^+)^{186}\text{Pt}$	5950	200	6150	30	1.0	U			72We.A	
$^{186}\text{Hg}(\beta^+)^{186}\text{Au}$	3250	200	3176	24	–0.4	U			72We.A	
$^{186}\text{Tl}^m(\text{IT})^{186}\text{Tl}^m$	373.9	0.5			3		Lvn		91Va04	
$^{186}\text{W O}-\text{C}^{13}\text{C}^{35}\text{Cl}_4^{37}\text{Cl}$	See $^{183}\text{W O}-\text{C}_2^{35}\text{Cl}_5$ in same reference									
$^{186}\text{Ir}-\text{C}_{15.5}$	M–A=–39181(28) keV for mixture gs+m at 0.8 keV									
$^{186}\text{Tl}-\text{C}_{15.5}$	M–A=–20030(180) keV for mixture gs+m+n at 250(160) and 620(160) keV									
$^{186}\text{Tl}-\text{C}_{15.5}$	M–A=–19900(29) keV for mixture gs+m+n at 250(160) and 620(160) keV									
$^{186}\text{Au}(\alpha)^{182}\text{Ir}$	E( $\alpha$ )=4653(15) to 152.3 3 <sup>–</sup> level									
$^{186}\text{Bi}(\alpha)^{182}\text{Tl}$	E( $\alpha$ )=7158(20) followed by E( $\gamma$ )=444									
$^{186}\text{Bi}(\alpha)^{182}\text{Tl}$	E( $\alpha$ )=7152(15), 7085(15) followed by E( $\gamma$ )=444, 520									
$^{187}\text{Ir}-\text{C}_{15.583}$	–42458	30	–42637	7	–6.0	C		GS2	1.0	03Li.A
$^{187}\text{Pt}-\text{C}_{15.583}$	–39500	110	–39410	30	0.8	U		GS1	1.0	00Ra23
	–39413	30			2			GS2	1.0	03Li.A
$^{187}\text{Au}-\text{C}_{15.583}$	–35470	114	–35432	27	0.3	U		GS1	1.0	00Ra23 *
	–35441	30			0.3	1	81 81 $^{187}\text{Au}$	GS2	1.0	03Li.A
$^{187}\text{Hg}-\text{C}_{15.583}$	–30188	109	–30186	15	0.0	U		GS1	1.0	00Ra23 *
	–30155	36			–0.9	1	17 17 $^{187}\text{Hg}$	GS2	1.0	03Li.A *
$^{187}\text{Hg}-^{208}\text{Pb}_{.899}$	–9210	20	–9196	15	0.7	1	56 56 $^{187}\text{Hg}$	MA6	1.0	01Sc41
$^{187}\text{Hg}^m-^{208}\text{Pb}_{.899}$	–9152	19	–9133	21	1.0	R		MA6	1.0	01Sc41 *
$^{187}\text{Tl}-\text{C}_{15.583}$	–24120	107	–24094	9	0.2	U		GS1	1.0	00Ra23
	–23928	109			–1.5	U		GS2	1.0	03Li.A *
ave.	–23704	21			–1.4	1	15 15 $^{187}\text{Tl}^m$			average
$^{187}\text{Tl}^m-^{133}\text{Cs}_{1.406}$	109151	24	109200	8	2.0	F		MA8	1.0	03We.A *
$^{187}\text{Pb}-\text{C}_{15.583}$	–16072	45	–16082	9	–0.2	U		GS2	1.0	03Li.A *
$^{187}\text{Pb}-^{133}\text{Cs}_{1.406}$	116844	14	116853	9	0.6	1	40 40 $^{187}\text{Pb}$	MA8	1.0	03We.A
$^{187}\text{Pb}^m-^{133}\text{Cs}_{1.406}$	116871	14	116865	11	–0.4	1	67 67 $^{187}\text{Pb}^m$	MA8	1.0	03We.A
$^{187}\text{Re O}_2-^{184}\text{W}^{35}\text{Cl}$	25797.4	3.5	25798.5	1.3	0.1	U		H28	2.5	77Sh04
$^{187}\text{Re}^{35}\text{Cl}-^{185}\text{Re}^{37}\text{Cl}$	5744.2	1.2	5748.2	1.1	1.3	1	12 10 $^{187}\text{Re}$	H28	2.5	77Sh04
$^{187}\text{Au}(\alpha)^{183}\text{Ir}$	4792.7	20.	4770	30	–0.5	1	38 19 $^{183}\text{Ir}$			68Si01 *
$^{187}\text{Hg}(\alpha)^{183}\text{Pt}$	5229.9	20.	5230	14	0.0	1	49 31 $^{183}\text{Pt}$	ISa		70Ha18 *
$^{187}\text{Hg}^m(\alpha)^{183}\text{Pt}$	5293.4	20.	5289	16	–0.2	1	64 49 $^{187}\text{Hg}^m$	ISa		70Ha18 *
$^{187}\text{Tl}^m(\alpha)^{183}\text{Au}$	5643	20	5653	7	0.5	2				76To06 *
	5661.5	10.			–0.8	2				80Sc09 *
	5645.1	12.			0.7	2		Lvn		85Co06 *
$^{187}\text{Pb}(\alpha)^{183}\text{Hg}$	6393.0	10.	6395	6	0.2	–				75Ca06 *
	6398.4	10.			–0.3	–				81Mi12 *
	6395.0	19.			0.0	–		GSa		80Sc09
ave.	6396	7			–0.1	1	84 44 $^{187}\text{Pb}$			average
$^{187}\text{Pb}^m(\alpha)^{183}\text{Hg}^p$	6213.1	20.	6208	7	–0.2	o		Ora		74Le02
	6213.1	10.			–0.5	2		Ora		75Ca06
	6223.3	10.			–1.5	o		GSa		80Sc09
	6205.9	10.			0.2	2				81Mi12
	6202.9	15.			0.4	2		Jya		99An36
$^{187}\text{Bi}(\alpha)^{183}\text{Tl}$	7778.7	15.	7789	14	0.7	1	79 69 $^{187}\text{Bi}$	ORa		99Ba45
$^{187}\text{Bi}(\alpha)^{183}\text{Tl}^m$	7139.0	10.	7146	6	0.7	–				84Sc.A
	7153.3	8.			–0.9	–		ORa		99Ba45
ave.	7148	6			–0.3	1	96 66 $^{183}\text{Tl}^m$			average

Item	Input value	Adjusted value	$v_i$	Dg	Sig	Main flux	Lab	F	Reference
$^{187}\text{Bi}^m(\alpha)^{183}\text{Tl}$	7749.1	10.	7890	15	14.1	F			84Sc.A *
	7890.1	15.			2		ORa		99Ba45 *
$^{186}\text{W}(n,\gamma)^{187}\text{W}$	5466.3	0.3	5466.54	0.11	0.8	–	BNn		87Br05 Z
	5467.22	0.15			–4.5	B			92Be17 *
	5466.59	0.12			–0.4	–	Bdn		03Fi.A
	ave.	5466.55	0.11		–0.1	1	100 68 $^{186}\text{W}$		average
$^{186}\text{Os}(n,\gamma)^{187}\text{Os}$	6291.1	1.0	6290.0	0.6	–1.1	–			74Pr15 Z
	6289.4	0.8			0.8	–	Bdn		03Fi.A
	ave.	6290.1	0.6		–0.1	1	92 56 $^{187}\text{Os}$		average
$^{187}\text{W}(\beta^-)^{187}\text{Re}$	1314	2	1310.9	1.3	–1.5	–			69Na03
	1310	2			0.5	–			70He14
	ave.	1312.0	1.4		–0.7	1	82 68 $^{187}\text{W}$		average
$^{187}\text{Re}(\beta^-)^{187}\text{Os}$	2.64	0.05	2.469	0.004	–3.4	U			67Hu05
	2.667	0.020			–9.9	U			92Co23
	2.70	0.09			–2.6	U			93As02
	2.460	0.011			0.8	–			99Al20
	2.470	0.004			–0.3	–			01Ga01
	ave.	2.469	0.004		0.0	1	100 76 $^{187}\text{Re}$		average
$^{187}\text{Os}(^3\text{He,t})^{187}\text{Ir}$	–1521	6			2		INS		90Ka27
$^{187}\text{Au}(\beta^+)^{187}\text{Pt}$	3600	40	3710	40	2.7	C			83Gn01
$^{187}\text{Hg}^m(\text{IT})^{187}\text{Hg}$	54	21	59	16	0.2	R			187Hgm-x
	54	21			0.2	1	60 51 $^{187}\text{Hg}^m$	MA6	01Sc41 *
$^{187}\text{Tl}^m(\text{IT})^{187}\text{Tl}$	330	5	335	3	1.0	1	48 38 $^{187}\text{Tl}$		77Sc03
$^{187}\text{Au}-\text{C}_{15.583}$	M–A=–32980(100) keV for mixture gs+m at 120.51 keV								
$^{187}\text{Hg}-\text{C}_{15.583}$	M–A=–28090(100) keV for mixture gs+m at 59(16) keV								
$^{187}\text{Hg}-\text{C}_{15.583}$	M–A=–28060(28) keV for mixture gs+m at 59(16) keV								
$^{187}\text{Hg}^m-^{208}\text{Pb}_{899}$	Use instead their difference between gs and m lines								
$^{187}\text{Tl}-\text{C}_{15.583}$	M–A=–22121(28) keV for mixture gs+m at 335(3) keV								
$^{187}\text{Tl}^m-^{133}\text{Cs}_{1.406}$	F: contamination from ground-state not resolved								
$^{187}\text{Pb}-\text{C}_{15.583}$	M–A=–14965(41) keV for mixture gs+m at 11(11) keV								
$^{187}\text{Au}(\alpha)^{183}\text{Ir}$	Assignment uncertain								
$^{187}\text{Hg}(\alpha)^{183}\text{Pt}$	E( $\alpha$ )=5035(20) to 84.62 level								
$^{187}\text{Hg}^m(\alpha)^{183}\text{Pt}$	E( $\alpha$ )=4870(20) to 316.7(0.5) level								
$^{187}\text{Tl}^m(\alpha)^{183}\text{Au}$	E( $\alpha$ )=5510(20) to 12.4(0.4) level								
$^{187}\text{Tl}^m(\alpha)^{183}\text{Au}$	E( $\alpha$ )=5528(10) to 12.4(0.4) level								
$^{187}\text{Tl}^m(\alpha)^{183}\text{Au}$	E( $\alpha$ )=5512(12) to 12.4(0.4) level								
$^{187}\text{Pb}(\alpha)^{183}\text{Hg}$	E( $\alpha$ )=6190(10) to 67.4(0.3) level								
$^{187}\text{Pb}(\alpha)^{183}\text{Hg}$	E( $\alpha$ )=6194(10),5993(10) to 67.4,275.5 levels								
$^{187}\text{Bi}^m(\alpha)^{183}\text{Tl}$	T=300(60) us not 700 us								
$^{186}\text{W}(n,\gamma)^{187}\text{W}$	Only statistical error 0.04 keV given. .Z recalibrated								
$^{187}\text{Hg}^m(\text{IT})^{187}\text{Hg}$	Original error (7 keV) increased by 20 for isomer+gs lines in trap								
$^{188}\text{Au}-\text{C}_{15.667}$	–34750	104	–34676	22	0.7	U	GS1	1.0	00Ra23
	–34674	30			–0.1	2	GS2	1.0	03Li.A
$^{188}\text{Hg}-\text{C}_{15.667}$	–32500	104	–32423	12	0.7	U	GS1	1.0	00Ra23
	–32428	30			0.2	1	17 17 $^{188}\text{Hg}$	GS2	1.0 03Li.A
$^{188}\text{Hg}-^{208}\text{Pb}_{904}$	–11330	20	–11316	12	0.7	–	MA6	1.0	01Sc41
	ave.	–11318	15		0.1	1	72 72 $^{188}\text{Hg}$		average
$^{188}\text{Tl}-\text{C}_{15.667}$	–23827	110	–23990	40	–1.5	U	GS1	1.0	00Ra23 *
	–23994	38			0.1	2	GS2	1.0	03Li.A *
$^{188}\text{Pb}-\text{C}_{15.667}$	–19070	110	–19126	11	–0.5	U	GS1	1.0	00Ra23
	–19144	30			0.6	R	GS2	1.0	03Li.A
$^{188}\text{Os } ^{35}\text{Cl}-^{186}\text{W } ^{37}\text{Cl}$	4426	3	4424.2	1.4	–0.2	U	H22	2.5	70Mc03
$^{188}\text{Pt}(\alpha)^{184}\text{Os}$	4015.7	10.	4008	5	–0.7	–			63Gr08
	4000.3	10.			0.8	–			78El11
	3990.1	15.			1.2	–			79Ha10
	ave.	4005	7		0.6	1	65 64 $^{188}\text{Pt}$		average

Item	Input value		Adjusted value		$v_i$	Dg	Sig	Main flux	Lab	F	Reference
$^{188}\text{Hg}(\alpha)^{184}\text{Pt}$	4710.4	20.	4705	17	-0.2	1	69	58	$^{184}\text{Pt}$		79Ha10
$^{188}\text{Pb}(\alpha)^{184}\text{Hg}$	6110.3	10.	6109	3	-0.1	2					74Le02 Z
	6109.2	10.			0.0	2					77De32 Z
	6120.5	15.			-0.8	2			GSa		80Sc09 Z
	6110.5	5.			-0.3	2					81To02 Z
	6109.3	10.			0.0	2			Lvn		93Wa03 Z
	6100.0	8.			1.1	2			Jya		03Ke04
$^{188}\text{Bi}(\alpha)^{184}\text{Tl}$	7274.5	25.	7255	7	-0.8	U			GSa		80Sc09 *
	7255.2	7.				2			Lvn		97Wa05 *
$^{188}\text{Bi}^m(\alpha)^{184}\text{Tl}^m$	6968.5	20.	6963	6	-0.3	U			GSa		80Sc09
	6963.5	6.				3			Lvn		97Wa05
$^{188}\text{Po}(\alpha)^{184}\text{Pb}$	8087.4	25.	8082	13	-0.2	2					99An52
	8080.2	15.			0.1	2					01Va.B
$^{188}\text{Os}(p,t)^{186}\text{Os}$	-5802	5	-5797.8	0.6	0.8	U			Min		73Oo01
	-5803	4			1.3	U			McM		75Th04
$^{187}\text{Re}(n,\gamma)^{188}\text{Re}$	5871.77	0.3	5871.75	0.12	-0.1	2					72Sh13 Z
	5871.75	0.13			0.0	2			Bdn		03Fi.A
$^{187}\text{Os}(n,\gamma)^{188}\text{Os}$	7989.6	0.3	7989.56	0.15	-0.1	-					83Fe06 Z
	7989.58	0.17			-0.1	-			Bdn		03Fi.A
ave.	7989.58	0.15			-0.2	1	100	80	$^{188}\text{Os}$		average
$^{188}\text{W}(\beta^-)^{188}\text{Re}$	349	3				3					64Bu10
$^{188}\text{Ir}(\beta^+)^{188}\text{Os}$	2833	10	2808	7	-2.5	-					62Wa20
	2781	20			1.4	-					69Ya02
	2827	30			-0.6	-					70Ag03
ave.	2823	9			-1.7	1	65	64	$^{188}\text{Ir}$		average
$^{188}\text{Pt}(\epsilon)^{188}\text{Ir}$	525	10	505	7	-2.0	1	52	36	$^{188}\text{Ir}$		78El11
$^{188}\text{Au}(\beta^+)^{188}\text{Pt}$	5520	30	5522	21	0.1	R					84Da.A
$^{188}\text{Hg}(\beta^+)^{188}\text{Au}$	2040	20	2099	23	3.0	C					84Da.A
$^{188}\text{Tl}^n(\text{IT})^{188}\text{Tl}^m$	268.8	0.5				4			Lvn		91Va04
* $^{188}\text{Tl}-\text{C}_{15.667}$	M-A=-22180(100) keV for mixture gs+m at 30(40) keV										
* $^{188}\text{Tl}-\text{C}_{15.667}$	M-A=-22335(28) keV for mixture gs+m at 30(40) keV										
* $^{188}\text{Bi}(\alpha)^{184}\text{Tl}$	E( $\alpha$ )=7005(25) to 117.0(0.5) level										
* $^{188}\text{Bi}(\alpha)^{184}\text{Tl}$	E( $\alpha$ )=6987(6) followed by 117.0(0.5) E <sub>1</sub> $\gamma$ -ray										
*	An E( $\alpha$ )=7029(7) 3 times weaker exists too										
$\text{C}_{14}\text{H}_{21}-^{189}\text{Os}$	206188.3	6.2	206178.2	1.6	-0.7	U			M23	2.5	79Ha32
$^{189}\text{Au}-\text{C}_{15.75}$	-36080	140	-36052	22	0.2	U			GS1	1.0	00Ra23 *
	-36045	31			-0.2	2			GS2	1.0	03Li.A *
	-36058	30			0.2	2			GS2	1.0	03Li.A *
$^{189}\text{Hg}-\text{C}_{15.75}$	-31793	113	-31810	40	-0.2	U			GS1	1.0	00Ra23 *
	-31796	46			-0.3	1	61	61	$^{189}\text{Hg}$	1.0	03Li.A *
$^{189}\text{Hg}^m-^{208}\text{Pb}_{909}$	-10501	20	-10498	19	0.1	1	93	93	$^{189}\text{Hg}^m$	1.0	01Sc41
$^{189}\text{Tl}-\text{C}_{15.75}$	-26497	139	-26412	12	0.6	U			GS1	1.0	00Ra23 *
	-26313	93			-1.1	U			GS2	1.0	03Li.A *
$^{189}\text{Pb}-\text{C}_{15.75}$	-19206	99	-19190	40	0.1	U			GS1	1.0	00Ra23 *
	-19193	37				2			GS2	1.0	03Li.A *
$^{189}\text{Pb}(\alpha)^{185}\text{Hg}$	5954.2	10.	5870	40	-8.1	o			Ora		72Ga27 *
	5943.9	10.			-7.1	U			Ora		74Le02 *
$^{189}\text{Bi}(\alpha)^{185}\text{Tl}$	7267.4	10.	7269.8	2.8	0.2	6			Ora		74Le02 *
	7272.5	10.			-0.3	6			GSa		84Sc.A *
	7269.2	5.			0.1	6			Lvn		85Co06 *
	7270.8	15.			-0.1	U			Jya		97An09 *
	7268.1	6.			0.3	6			Lvn		97Wa05
	7271.5	5.			-0.3	6			Jya		02Hu14 *
$^{189}\text{Bi}^m(\alpha)^{185}\text{Tl}$	7362.1	20.	7451	6	1.8	C					84Sc.A
	7499.0	30.			-1.6	U					93An19
	7458.2	40.			-0.2	U			ORa		95Ba75
	7458.2	15.			-0.5	6			Jya		97An09
	7450.0	6.			0.2	6			Lvn		97Wa05

Item	Input value		Adjusted value		$v_i$	Dg	Sig	Main flux	Lab	F	Reference
$^{189}\text{Po}(\alpha)^{185}\text{Pb}$	7701	15				3			GSa		99An52 *
$^{188}\text{Os}(n,\gamma)^{189}\text{Os}$	5920.6	0.5	5920.3	0.5	-0.7	1	98	78	$^{189}\text{Os}$		ILn 92Br17
	5922.0	0.4			-4.3	B			Bdn		03Fi.A
$^{189}\text{W}(\beta^-)^{189}\text{Re}$	2500	200				3					65Ka07
$^{189}\text{Re}(\beta^-)^{189}\text{Os}$	1000	20	1007	8	0.4	R					63Cr06
	1015	20			-0.4	R					65Bl06
$^{189}\text{Pt}(\beta^+)^{189}\text{Ir}$	1950	20	1970	14	1.0	1	49	29	$^{189}\text{Ir}$		71Pl08
$^{189}\text{Au}(\beta^+)^{189}\text{Pt}$	3160	300	2901	23	-0.9	U					75Un.A
$^{189}\text{Hg}(\beta^+)^{189}\text{Au}$	4200	200	3950	40	-1.2	C					75Un.A
$^{189}\text{Hg}^m(\text{IT})^{189}\text{Hg}$	100	50	80	30	-0.4	1	47	39	$^{189}\text{Hg}$	MA6	01Sc41
$^{189}\text{Tl}^m(\beta^+)^{189}\text{Hg}$	5460	200	5310	30	-0.7	U					75Un.A
$^{189}\text{Au}-\text{C}_{15.75}$	M-A=-33490(100) keV for mixture gs+m at 247.23 keV										Ens92 **
$^{189}\text{Au}-\text{C}_{15.75}$	M-A=-33341(28) keV for $^{189}\text{Au}^m$ at Excc=247.23 keV										Ens92 **
$^{189}\text{Hg}-\text{C}_{15.75}$	M-A=-29570(100) keV for mixture gs+m at 90(40) keV										Nubase **
$^{189}\text{Hg}-\text{C}_{15.75}$	M-A=-29573(28) keV for mixture gs+m at 90(40) keV										Nubase **
$^{189}\text{Tl}-\text{C}_{15.75}$	M-A=-24540(100) keV for mixture gs+m at 283(6) keV										Nubase **
$^{189}\text{Tl}-\text{C}_{15.75}$	M-A=-24369(28) keV for mixture gs+m at 283(6) keV										Nubase **
$^{189}\text{Pb}-\text{C}_{15.75}$	M-A=-17870(90) keV for mixture gs+m at 40#30 keV										Nubase **
$^{189}\text{Pb}-\text{C}_{15.75}$	M-A=-17858(29) keV for mixture gs+m at 40#30 keV										Nubase **
$^{189}\text{Pb}(\alpha)^{185}\text{Hg}$	E( $\alpha$ )=5730.1(10,Z) possibly from ground-state, and to 26.1 level										NDS952**
$^{189}\text{Pb}(\alpha)^{185}\text{Hg}$	E( $\alpha$ )=5720(10) possibly from ground-state, and to 26.1 level										NDS952**
$^{189}\text{Bi}(\alpha)^{185}\text{Tl}$	E( $\alpha$ )=6670.1(10,Z) to $^{185}\text{Tl}^m$ at 452.8(2.0)										NDS952**
$^{189}\text{Bi}(\alpha)^{185}\text{Tl}$	E( $\alpha$ )=6675(10) to $^{185}\text{Tl}^m$ at 452.8(2.0)										77Sc03 **
$^{189}\text{Bi}(\alpha)^{185}\text{Tl}$	E( $\alpha$ )=7115.6(15,Z) and 6671.6(5,Z) to $^{185}\text{Tl}^m$ at 452.8(2.0)										77Sc03 **
$^{189}\text{Bi}(\alpha)^{185}\text{Tl}$	E( $\alpha$ )=7120(15), 6670(15) to ground-state and 452.8 isomer										NDS952**
$^{189}\text{Bi}(\alpha)^{185}\text{Tl}$	E( $\alpha$ )=6674(5) to $^{185}\text{Tl}^m$ at 452.8(2.0)										77Sc03 **
$^{189}\text{Po}(\alpha)^{185}\text{Pb}$	E( $\alpha$ )=7264(15) to 280(1) level										99An52 **
$^{190}\text{Au}-\text{C}_{15.833}$	-35213	106	-35300	17	-0.8	U			GS2	1.0	03Li.A *
$^{190}\text{Hg}-\text{C}_{15.833}$	-33670	107	-33678	17	-0.1	U			GS1	1.0	00Ra23
$^{190}\text{Hg}-^{208}\text{Pb}_{913}$	-12361	20	-12361	17	0.0	1	73	73	$^{190}\text{Hg}$	MA6	1.0 01Sc41
$^{190}\text{Tl}-\text{C}_{15.833}$	-26125	123	-26120	50	0.0	U			GS1	1.0	00Ra23 *
	-26118	66			-0.1	R			GS2	1.0	03Li.A *
$^{190}\text{Pb}-\text{C}_{15.833}$	-21940	104	-21918	13	0.2	U			GS1	1.0	00Ra23
	-21905	30			-0.4	R			GS2	1.0	03Li.A
$^{190}\text{Bi}^m_{-133}\text{Cs}_{1429}$	123800	27	123856	10	2.1	F			MA8	1.0	03We.A *
$^{190}\text{Os}^{35}\text{Cl}_{-188}\text{Os}^{37}\text{Cl}$	5557	3	5558.9	0.6	0.3	U			H22	2.5	70Mc03
$^{190}\text{Os}-\text{C}_{14}\text{H}_{21}$	-205897.8	5.8	-205878.6	1.6	1.3	U			M23	2.5	79Ha32
$^{190}\text{Pt}(\alpha)^{186}\text{Os}$	3238.3	20.	3251	6	0.6	-					61Pe23
	3248.5	20.			0.1	-					63Gr08
	ave.	3243	14		0.5	1	15	15	$^{190}\text{Pt}$		average
$^{190}\text{Pb}(\alpha)^{186}\text{Hg}$	5699.8	10.	5697	5	-0.2	3					74Le02 Z
	5697.0	5.			0.1	3					81El03 Z
$^{190}\text{Bi}(\alpha)^{186}\text{Tl}$	6862.2	5.				3			Lvn		91Va04 *
$^{190}\text{Bi}^m(\alpha)^{186}\text{Tl}^m$	6967.9	5.	6967	4	-0.2	3			Lvn		91Va04 *
$^{190}\text{Bi}^m(\alpha)^{186}\text{Tl}^m$	6589.0	10.	6593	5	0.4	R					74Le02
$^{190}\text{Po}(\alpha)^{186}\text{Pb}$	7643.2	20.	7693	7	2.5	F			GSa		88Qu.A
	7651.4	40.			1.0	U			ORa		96Ba35
	7691.2	10.			0.2	4			ORa		97Ba25
	7695.3	10.			-0.2	4			GSa		00An14 *
$^{190}\text{Os}(p,t)^{188}\text{Os}$	-5234	5	-5230.7	0.5	0.7	U			Min		73Oo01
	-5237	4			1.6	U			McM		75Th04
$^{190}\text{Pt}(p,t)^{188}\text{Pt}$	-7150	10	-7161	7	-1.1	1	43	23	$^{190}\text{Pt}$	Ors	78Ve10
$^{190}\text{Os}(t,\alpha)^{189}\text{Re}$	11796	10	11796	8	0.0	2			McM		76Hi08
$^{189}\text{Os}(n,\gamma)^{190}\text{Os}$	7791.8	1.0	7792.26	0.19	0.5	U			BnN		79Ca02 Z
	7792.31	0.19			-0.2	1	100	78	$^{190}\text{Os}$	Bdn	03Fi.A

Item	Input value		Adjusted value		$v_i$	Dg	Sig	Main flux	Lab	$F$	Reference
$^{190}\text{Pt}(\text{p,d})^{189}\text{Pt}$	-6693	11	-6687	10	0.5	1	84	80	$^{189}\text{Pt}$	Ors	80Ka19
$^{190}\text{W}(\beta^-)^{190}\text{Re}$	1270	70				3					76Ha39
$^{190}\text{Re}(\beta^-)^{190}\text{Os}$	3090	300	3140	150	0.2	2					55At21
	3190	300			-0.2	2					69Ha44
	3140	210			0.0	2					64Fl02 *
$^{190}\text{Ir}(\beta^+)^{190}\text{Os}$	2000	200	1955.1	1.2	-0.2	U					60Ka14 *
$^{190}\text{Au}(\beta^+)^{190}\text{Pt}$	4442	15				2					73Jo11
$^{190}\text{Hg}(\beta^+)^{190}\text{Au}$	2105	80	1511	23	-7.4	C					74Di.A
$^{190}\text{Tl}(\beta^+)^{190}\text{Hg}$	7000	400	7040	50	0.1	U					75Un.A
$^{190}\text{Tl}^m(\beta^+)^{190}\text{Hg}$	6975	300	7170#	70#	0.7	D					76Bi09 *
$^{190}\text{Bi}(\beta^+)^{190}\text{Pb}$	8700	500	9510	180	1.6	F					76Bi09 *
$^{190}\text{Bi}^m(\text{IT})^{190}\text{Bi}^m$	273	1				4					01An11
$^{190}\text{Au}-\text{C}_{15.833}$	M-A=-32701(28) keV for mixture gs+m at 200#150 keV										
$^{190}\text{Tl}-\text{C}_{15.833}$	M-A=-24270(100) keV for mixture gs+m at 130#80 keV										
$^{190}\text{Tl}-\text{C}_{15.833}$	M-A=-24264(28) keV for mixture gs+m at 130#80 keV										
$^{190}\text{Bi}^m-\text{C}_{15.833}$	F: contamination from ground-state not resolved										
$^{190}\text{Bi}(\alpha)^{186}\text{Tl}$	E( $\alpha$ )=6716(5), 6507(5), 6431(5) to ground-state, 215.2, 293.7 levels										
$^{190}\text{Po}(\alpha)^{186}\text{Tl}^m$	E( $\alpha$ )=6819(5), 6734(5), 6456(5) to levels 0, 89.5, 373.9 above $^{186}\text{Tl}^m$										
$^{190}\text{Po}(\alpha)^{186}\text{Pb}$	Ea=7545(15) same work as in 2000An14										
$^{190}\text{Re}(\beta^-)^{190}\text{Os}$	E $^-$ =1600(200) from isomer at 210(60) to several levels around 1750										
$^{190}\text{Ir}(\beta^+)^{190}\text{Os}$	p+<0.00006 to 1163.19 and 955.37 levels, level at 1872.15 fed										
$^{190}\text{Tl}^m(\beta^+)^{190}\text{Hg}$	Systematical trends suggest $^{190}\text{Tl}^m$ 200 less bound										
$^{190}\text{Bi}(\beta^+)^{190}\text{Pb}$	F: E $^+$ =5700(300) to at least about 2000 level										
$^{191}\text{Au}-\text{C}_{15.917}$	-36180	88	-36300	40	-1.3	1	20	20	$^{191}\text{Au}$	GS2	1.0 03Li.A *
$^{191}\text{Hg}-\text{C}_{15.917}$	-32811	51	-32843	24	-0.6	1	23	23	$^{191}\text{Hg}$	GS2	1.0 03Li.A *
$^{191}\text{Hg}-\text{C}_{208}\text{Pb}_{918}$	-11414	29	-11409	24	0.2	1	70	70	$^{191}\text{Hg}$	MA6	1.0 01Sc41
$^{191}\text{Tl}-\text{C}_{15.917}$	-28340	130	-28214	8	1.0	U				GS1	1.0 00Ra23 *
	-28234	30			0.7	U				GS2	1.0 03Li.A *
	-28192	31			-0.7	U				GS2	1.0 03Li.A *
$^{191}\text{Pb}-\text{C}_{15.917}$	-21770	110	-21740	40	0.3	U				GS1	1.0 00Ra23 *
	-21735	42				2				GS2	1.0 03Li.A *
$^{191}\text{Bi}-\text{C}_{133}\text{Cs}_{1.436}$	121552.1	8.6	121557	8	0.6	1	86	86	$^{191}\text{Bi}$	MA8	1.0 03We.A *
$^{191}\text{Pb}^m(\alpha)^{187}\text{Hg}^m$	5403.4	20.				2				Ora	74Le02
$^{191}\text{Bi}(\alpha)^{187}\text{Tl}$	6780.8	5.	6778	3	-0.5	-				Lvn	85Co06 Z
	6785	10			-0.7	-				ORa	98Bi.A
	6782	10			-0.4	-				Jya	99An36
ave.	6782	4			-0.8	1	64	62	$^{187}\text{Tl}$		average
$^{191}\text{Bi}(\alpha)^{187}\text{Tl}^m$	6440.0	5.	6443.7	2.2	0.7	-					67Tr06 Z
	6455.0	10.			-1.1	U					74Le02 Z
	6445.9	5.			-0.4	-				Lvn	85Co06 Z
	6447	10			-0.3	U				ORa	98Bi.A
	6458.5	20.			-0.7	U				RIa	99Ta20
	6445	10			-0.1	U				Jya	99An36
	6443.2	3.			0.2	-				Jya	03Ke04
ave.	6443.0	2.3			0.3	1	88	75	$^{187}\text{Tl}^m$		average
$^{191}\text{Bi}^m(\alpha)^{187}\text{Tl}$	7022.8	5.	7018.6	2.6	-0.8	2				Lvn	85Co06 Z
	7023.4	10.			-0.5	U				ORa	98Bi.A
	7016.2	20.			0.1	U				RIa	99Ta20
	7017.2	3.			0.5	2				Jya	03Ke04
$^{191}\text{Po}(\alpha)^{187}\text{Pb}$	7470.8	20.	7501	11	1.5	F				GSa	93Qu03 *
	7493.2	15.			0.5	1	54	38	$^{191}\text{Po}$	Jya	02An19
$^{191}\text{Po}(\alpha)^{187}\text{Pb}^m$	7487.1	15.	7490	5	0.2	U				ORa	97Ba25
	7491.2	5.			-0.2	1	95	62	$^{191}\text{Po}$	Jya	02An19 *
$^{191}\text{Po}^m(\alpha)^{187}\text{Pb}$	7535	5				2				Jya	02An19 *
$^{191}\text{Ir}(\text{p,t})^{189}\text{Ir}$	-5903	15	-5914	13	-0.7	1	71	71	$^{189}\text{Ir}$	McM	78Lo07
$^{190}\text{Os}(\text{n},\gamma)^{191}\text{Os}$	5758.67	0.16	5758.72	0.11	0.3	-				ILn	91Bo35 Z
	5758.81	0.15			-0.6	-				Bdn	03Fi.A
ave.	5758.74	0.11			-0.2	1	100	79	$^{191}\text{Os}$		average

Item	Input value	Adjusted value	$v_i$	Dg	Sig	Main flux Lab	F	Reference
$^{191}\text{Ir}(\text{d,t})^{190}\text{Ir}$	-1769.3	0.4			2			95Ga04 *
$^{191}\text{Os}(\beta^-)^{191}\text{Ir}$	313.3	3.	312.7	1.1	-0.2			48Sa18
	314.3	2.			-0.8			51Ko17
	316.3	3.			-1.2			58Na15
	314.3	3.			-0.5			60Fe03
	318.3	3.			-1.9			63Pl01
ave.	315.1	1.2			-2.0	1	84 63 $^{191}\text{Ir}$	average
$^{191}\text{Au}(\beta^+)^{191}\text{Pt}$	1830	50	1890	40	1.2	1	55 54 $^{191}\text{Au}$	76Vi.A
$^{191}\text{Hg}(\beta^+)^{191}\text{Au}$	3180	70	3220	40	0.5	1	33 25 $^{191}\text{Au}$	76Vi.A
$^{191}\text{Tl}^m(\beta^+)^{191}\text{Hg}$	5140	200	4609	24	-2.7	U		75Un.A
* $^{191}\text{Au}-\text{C}_{15,917}$	M-A=-33568(28) keV for mixture gs+m at 266.2 keV							Ens99 **
* $^{191}\text{Hg}-\text{C}_{15,917}$	M-A=-30499(28) keV for mixture gs+m at 128(22) keV							Nubase **
* $^{191}\text{Tl}-\text{C}_{15,917}$	M-A=-26250(90) keV for mixture gs+m at 297(7) keV							Nubase **
* $^{191}\text{Tl}-\text{C}_{15,917}$	M-A=-25964(28) keV for $^{191}\text{Tl}^m$ at Eexc=297(7) keV							Nubase **
* $^{191}\text{Pb}-\text{C}_{15,917}$	Possibly contaminated by isomerism							00Ra23 **
* $^{191}\text{Pb}-\text{C}_{15,917}$	M-A=-20226(28) keV for mixture gs+m at 40(50) keV							AHW **
* $^{191}\text{Po}(\alpha)^{187}\text{Pb}$	F: probably mainly $^{189}\text{Bi}^m$							97Ba25 **
* $^{191}\text{Po}(\alpha)^{187}\text{Pb}^m$	E( $\alpha$ )=7334(10), 6960(15) to ground-state, 375(1) superseded by 2002An19							99An10 **
* $^{191}\text{Po}^m(\alpha)^{187}\text{Pb}$	E( $\alpha$ )=7376(5), 6888(5) to $^{187}\text{Pb}^m$ and 494(1) above							02An19 **
* $^{191}\text{Po}^m(\alpha)^{187}\text{Pb}$	E( $\alpha$ )=7378(10), 6888(15) superseded by 2002An19							99An10 **
* $^{191}\text{Ir}(\text{d,t})^{190}\text{Ir}$	Feeds ground-state							96Ga30 **
$^{192}\text{Hg}-\text{C}_{16}$	-34440	104	-34366	17	0.7	U	GS1 1.0	00Ra23
	-34342	30			-0.8	R	GS2 1.0	03Li.A
$^{192}\text{Hg}-^{208}\text{Pb}_{,923}$	-12826	20	-12816	17	0.5	2	MA6 1.0	01Sc41
$^{192}\text{Tl}-\text{C}_{16}$	-27815	121	-27780	30	0.3	U	GS1 1.0	00Ra23 *
	-27775	34				2	GS2 1.0	03Li.A
$^{192}\text{Pb}-\text{C}_{16}$	-24280	104	-24215	14	0.6	U	GS1 1.0	00Ra23
	-24185	30			-1.0	R	GS2 1.0	03Li.A
$^{192}\text{Bi}-\text{C}_{16}$	-14783	128	-14540	40	1.9	B	GS1 1.0	00Ra23 *
	-14489	59			-0.9	R	GS2 1.0	03Li.A *
$^{192}\text{Bi}^m-^{133}\text{Cs}_{1444}$	122143.5	9.6				2	MA8 1.0	03We.A
$^{192}\text{Os }^{35}\text{Cl}-^{190}\text{Os }^{37}\text{Cl}$	5984	3	5983.7	2.3	0.0	1	9 9 $^{192}\text{Os}$ H22	70Mc03
$^{192}\text{Pb}(\alpha)^{188}\text{Hg}$	5221.0	5.				2		79To06 Z
$^{192}\text{Bi}(\alpha)^{188}\text{Tl}$	6376.0	5.				3	Lvn	91Va04 *
$^{192}\text{Bi}^m(\alpha)^{188}\text{Tl}^m$	6484.9	5.	6483	4	-0.4	3	Lvn	91Va04 *
$^{192}\text{Bi}^m(\alpha)^{188}\text{Tl}^n$	6212.6	5.	6214	4	0.3	R		67Tr06 *
$^{192}\text{Po}(\alpha)^{188}\text{Pb}$	7319.8	7.	7319	5	-0.1	3	Lvn	93Wa04
	7364.6	35.			-1.3	U	Rla	95Mo14
	7349.4	30.			-1.0	U	Rla	97Pu01
	7319.8	11.			0.0	o	Jya	01Ke06
	7318.8	8.			0.1	3	Jya	03Ke04
$^{192}\text{Os}(\text{p,t})^{190}\text{Os}$	-4835	5	-4835.0	2.1	0.0	-	Min	73Oo01
	-4837	4			0.5	-	McM	75Th04
ave.	-4836	3			0.4	1	46 45 $^{192}\text{Os}$	average
$^{192}\text{Pt}(\text{p,t})^{190}\text{Pt}$	-6629	7	-6630	5	-0.2	1	62 58 $^{190}\text{Pt}$	Ors
$^{192}\text{Os}(\text{t},\alpha)^{191}\text{Re}$	10993	10				2	McM	76Hi08
$^{191}\text{Ir}(\text{n},\gamma)^{192}\text{Ir}$	6198.1	0.2	6198.11	0.11	0.1	-	ILn	91Ke10
	6198.14	0.13			-0.2	-	Bdn	03Fi.A
ave.	6198.13	0.11			-0.1	1	100 64 $^{192}\text{Ir}$	average
$^{192}\text{Pt}(\text{p,d})^{191}\text{Pt}$	-6448	6	-6442	3	1.1	1	25 31 $^{191}\text{Pt}$	Ors
$^{192}\text{Pt}(\text{p,d})^{191}\text{Pt}-^{194}\text{Pt}^{193}\text{Pt}$	-307	3	-308.8	2.7	-0.6	1	81 69 $^{191}\text{Pt}$	Ors
$^{192}\text{Ir}(\beta^-)^{192}\text{Pt}$	1456.7	4.	1459.7	1.9	0.7	-		65Jo04
	1453.3	3.			2.1	-		77Ra17
ave.	1454.5	2.4			2.1	1	60 59 $^{192}\text{Pt}$	average
$^{192}\text{Au}(\beta^+)^{192}\text{Pt}$	3514	20	3516	16	0.1	2		66Ny01
	3520	25			-0.1	2		74Di.A



Item	Input value	Adjusted value	$v_i$	Dg	Sig	Main flux	Lab	F	Reference
$^{192}\text{Hg}(\beta^+)^{192}\text{Au}$	1745	30	765	22	-32.7	F			74Di.A *
$^{192}\text{Tl}(\beta^+)^{192}\text{Hg}$	6380	200	6140	40	-1.2	C			75Un.A *
$^{192}\text{Tl}^p(\text{IT})^{192}\text{Tl}$	200	50	180	40	-0.4	U	Lvn		91Va04
* $^{192}\text{Tl}-\text{C}_{16}$	M-A=-25830(100) keV for mixture gs+m at 160(50) keV								Nubase **
* $^{192}\text{Bi}-\text{C}_{16}$	M-A=-13700(110) keV for mixture gs+m at 140(40) keV								GAu **
* $^{192}\text{Bi}-\text{C}_{16}$	M-A=-13426(31) keV for mixture gs+m at 140(40) keV								GAu **
* $^{192}\text{Bi}(\alpha)^{188}\text{Tl}$	E( $\alpha$ )=6245(5), 6060(5) to ground-state, 184.6 level								91Va04 **
* $^{192}\text{Bi}^m(\alpha)^{188}\text{Tl}^m$	E( $\alpha$ )=6348(5), 6253(5), 6081(10), 6052(5) to ground-state and to levels 103.1, 268.8, 302.4 above $^{188}\text{Tl}^m$								91Va04 **
* $^{192}\text{Bi}^m(\alpha)^{188}\text{Tl}^n$	E( $\alpha$ )=6050(5) to level 33.6 above $^{188}\text{Tl}^n$								GAu **
* $^{192}\text{Hg}(\beta^+)^{192}\text{Au}$	F: most probably due to backscattering of 2.5 MeV Au positons								AHW **
$^{193}\text{Au}-\text{C}_{16.083}$	-35736	96	-35850	11	-1.2	U			
$^{193}\text{Hg}-\text{C}_{16.083}$	-33288	53	-33335	17	-0.9	1	10 10 $^{193}\text{Hg}$	GS2	1.0 03Li.A *
$^{193}\text{Hg}-^{208}\text{Pb}_{.928}$	-11673	29	-11668	17	0.2	1	32 32 $^{193}\text{Hg}$	MA6	1.0 01Sc41 *
$^{193}\text{Tl}-\text{C}_{16.083}$	-29691	171	-29330	120	2.1	o		GS1	1.0 00Ra23 *
	-29328	119				2		GS2	1.0 03Li.A *
$^{193}\text{Pb}-\text{C}_{16.083}$	-23865	125	-23830	50	0.3	o		GS1	1.0 00Ra23 *
	-23846	66			0.3	2		GS2	1.0 03Li.A *
$^{193}\text{Bi}-\text{C}_{16.083}$	-16980	110	-17040	10	-0.5	U		GS1	1.0 00Ra23 *
	-17025	30			-0.5	R		GS2	1.0 03Li.A *
$^{193}\text{Bi}-^{133}\text{Cs}_{1.451}$	120147	11	120149	10	0.2	2		MA8	1.0 03We.A *
$^{193}\text{Bi}(\alpha)^{189}\text{Tl}$	6304.5	5.				3	Lvn		85Co06 Z
$^{193}\text{Bi}(\alpha)^{189}\text{Tl}^m$	6017.8	5.	6021	3	0.7	3			67Tr06 Z
	6024.6	10.			-0.3	3			74Le02 Z
	6023.7	5.			-0.5	3	Lvn		85Co06 Z
$^{193}\text{Bi}^m(\alpha)^{189}\text{Tl}$	6617.4	10.	6613	5	-0.4	4			74Le02
	6611.9	5.			0.2	4	Lvn		85Co06 Z
$^{193}\text{Po}(\alpha)^{189}\text{Pb}$	7096.4	5.	7093	4	-0.6	3	Lvn		93Wa04
	7089.2	6.			0.7	3	Jya		96En02
$^{193}\text{Po}^m(\alpha)^{189}\text{Pb}^m$	7143.3	10.	7154	4	1.0	4			77De32
	7152.5	5.			0.3	4	Lvn		93Wa04
	7159.7	6.			-0.9	4	Jya		96En02
$^{193}\text{At}(\alpha)^{189}\text{Bi}$	7556.9	20.	7490	6	-3.3	o	Jya		95Le15
	7490	6				7	Jya		98En.A
$^{192}\text{Os}(n,\gamma)^{193}\text{Os}$	5583.5	2.	5583.41	0.20	0.0	U			78Be22
	5583.40	0.20			0.1	1	100 82 $^{193}\text{Os}$		79Wa04
	5584.01	0.16			-3.7	B		Bdn	03Fi.A
$^{193}\text{Ir}(t,\alpha)^{192}\text{Os}-^{191}\text{Ir}(\text{I})^{190}\text{Os}$	-661	4	-653.2	2.1	1.9	1	28 28 $^{192}\text{Os}$	LAl	82La22
$^{192}\text{Ir}(n,\gamma)^{193}\text{Ir}$	7772.0	0.2	7771.92	0.20	-0.4	1	99 64 $^{193}\text{Ir}$		85Co.B Z
$^{192}\text{Pt}(n,\gamma)^{193}\text{Pt}$	6247	3	6255.5	1.9	2.8	1	38 37 $^{192}\text{Pt}$		68Sa13
$^{193}\text{Os}(\beta^-)^{193}\text{Ir}$	1132	5	1141.2	2.3	1.8	1	21 18 $^{193}\text{Os}$		58Na15
$^{193}\text{Pt}(\epsilon)^{193}\text{Ir}$	56.6	0.3	56.79	0.30	0.6	1	99 65 $^{193}\text{Pt}$		83Jo04
$^{193}\text{Au}(\beta^+)^{193}\text{Pt}$	1355	20	1083	11	-13.6	B			76Di15
$^{193}\text{Hg}(\beta^+)^{193}\text{Au}$	2340	20	2343	14	0.2	-			76Di15
	2341	30			0.1	-			58Br88 *
ave.	2340	17			0.2	1	71 58 $^{193}\text{Hg}$		average
* $^{193}\text{Au}-\text{C}_{16.083}$	M-A=-33143(29) keV for mixture gs+m at 290.19 keV								Ens98 **
* $^{193}\text{Hg}-\text{C}_{16.083}$	M-A=-30937(28) keV for mixture gs+m at 140.76 keV								Ens99 **
* $^{193}\text{Tl}-\text{C}_{16.083}$	M-A=-27470(100) keV for mixture gs+m at 369(4) keV								Nubase **
* $^{193}\text{Tl}-\text{C}_{16.083}$	M-A=-27134(28) keV for mixture gs+m at 369(4) keV								Nubase **
* $^{193}\text{Pb}-\text{C}_{16.083}$	M-A=-22160(100) keV for mixture gs+m at 130#80 keV								Nubase **
* $^{193}\text{Pb}-\text{C}_{16.083}$	M-A=-22147(28) keV for mixture gs+m at 130#80 keV								Nubase **
* $^{193}\text{Hg}(\beta^+)^{193}\text{Au}$	E $^-$ =1170(30) from $^{193}\text{Hg}^m$ at 140.76 to 290.1 level								NDS90c**

Item	Input value		Adjusted value		$v_i$	Dg	Sig	Main flux	Lab	F	Reference
$^{194}\text{Au}-\text{C}_{16,167}$	-34768	114	-34635	11	1.2	U			GS2	1.0	03Li.A *
$^{194}\text{Hg}-\text{C}_{16,167}$	-34527	30	-34561	13	-1.1	1	20	20 $^{194}\text{Hg}$	GS2	1.0	03Li.A *
$^{194}\text{Hg}-^{208}\text{Pb}_{933}$	-12766	19	-12777	13	-0.6	1	50	50 $^{194}\text{Hg}$	MA6	1.0	01Sc41
$^{194}\text{Tl}-\text{C}_{16,167}$	-28825	178	-28800	150	0.1	o			GS1	1.0	00Ra23 *
	-28800	145				2			GS2	1.0	03Li.A *
$^{194}\text{Pb}-\text{C}_{16,167}$	-25980	104	-25988	19	-0.1	U			GS1	1.0	00Ra23 *
$^{194}\text{Bi}-\text{C}_{16,167}$	-17159	136	-17170	50	-0.1	o			GS1	1.0	00Ra23 *
	-17175	88			0.1	2			GS2	1.0	03Li.A *
$^{194}\text{Bi}^m-^{133}\text{Cs}_{1,459}$	120900	54				2			MA8	1.0	03We.A *
$^{194}\text{Pb}(\alpha)^{190}\text{Hg}$	4737.9	20.	4738	17	0.0	1	67	40 $^{194}\text{Pb}$			87E109
$^{194}\text{Bi}(\alpha)^{190}\text{Tl}$	5918.3	5.				3			Lvn		91Va04 *
$^{194}\text{Bi}^m(\alpha)^{190}\text{Tl}^m$	6015.7	5.				3			Lvn		91Va04 *
$^{194}\text{Po}(\alpha)^{190}\text{Pb}$	6991.5	10.	6987	3	-0.4	4					67Si09 Z
	6990.9	7.			-0.5	4					67Tr06 Z
	6984.4	5.			0.5	4					77De32 Z
	6986.3	6.			0.1	4			Lvn		93Wa04
	6993.4	4.			-1.6	B			Jya		96En02
$^{194}\text{At}(\alpha)^{190}\text{Bi}$	7290.6	20.				4			Jya		95Le15
$^{194}\text{At}^m(\alpha)^{190}\text{Bi}^m$	7351.9	20.	7347	14	-0.3	4					84Ya.A
	7341.7	20.			0.3	4			Jya		95Le15
$^{193}\text{Ir}(n,\gamma)^{194}\text{Ir}$	6067.0	0.4	6066.79	0.11	-0.5	2					82Ra.A
	6066.9	0.2			-0.6	2					98Ba85
	6066.71	0.14			0.6	2			Bdn		03Fi.A
$^{194}\text{Pt}(p,d)^{193}\text{Pt}$	-6142	3	-6132.9	1.7	3.0	1	33	28 $^{193}\text{Pt}$	Ors		78Be09 *
$^{194}\text{Os}(\beta^-)^{194}\text{Ir}$	96.6	2.				3					64Wi07
$^{194}\text{Ir}(\beta^-)^{194}\text{Pt}$	2254	4	2233.8	1.7	-5.0	B					76Ra33
$^{194}\text{Ir}^m(\beta^-)^{194}\text{Pt}$	2600	70				2					68Su02
$^{194}\text{Au}(\beta^+)^{194}\text{Pt}$	2465	20	2501	10	1.8	-					56Th11
	2509	15			-0.5	-					60Ba17
	2485	30			0.5	-					70Ag03
ave.	2492	11			0.8	1	83	83 $^{194}\text{Au}$			average
$^{194}\text{Hg}(\epsilon)^{194}\text{Au}$	40	20	69	14	1.5	1	47	30 $^{194}\text{Hg}$			81Ho18
$^{194}\text{Au}-\text{C}_{16,167}$	M-A=-32192(29) keV for mixture gs+m+n at 107.4 and 475.8 keV										
$^{194}\text{Tl}-\text{C}_{16,167}$	M-A=-26700(100) keV for mixture gs+m at 300#200 keV										
$^{194}\text{Tl}-\text{C}_{16,167}$	M-A=-26677(28) keV for mixture gs+m at 300#200 keV										
$^{194}\text{Bi}-\text{C}_{16,167}$	M-A=-15870(100) keV for mixture gs+m+n at 110(70) and 230#80 keV										
$^{194}\text{Bi}-\text{C}_{16,167}$	M-A=-15885(28) keV for mixture gs+m+n at 110(70) and 230#80 keV										
$^{194}\text{Bi}^m-^{133}\text{Cs}_{1,459}$	Original error 16 uu increased for 3+ and 10- possible contamination										
$^{194}\text{Bi}(\alpha)^{190}\text{Tl}$	E( $\alpha$ )=5799(5), 5645(5) to ground-state, 151.3 level										
$^{194}\text{Bi}^m(\alpha)^{190}\text{Tl}^m$	E( $\alpha$ )=5892(5), 5781(5) to levels 0, 112.2 above $^{190}\text{Tl}^m$										
$^{194}\text{Pt}(p,d)^{193}\text{Pt}$	Q-Q( $^{196}\text{Pt}(p,d)$ )=-445(3)										
$^{195}\text{Hg}-\text{C}_{16,25}$	-33283	62	-33280	25	0.1	U			GS2	1.0	03Li.A *
$^{195}\text{Hg}-^{208}\text{Pb}_{938}$	-11362	28	-11380	25	-0.6	1	79	79 $^{195}\text{Hg}$	MA6	1.0	01Sc41 *
$^{195}\text{Tl}-\text{C}_{16,25}$	-30320	200	-30226	15	0.5	U			GS1	1.0	00Ra23 *
	-30209	40			-0.4	R			GS2	1.0	03Li.A *
	-30264	33			1.2	R			GS2	1.0	03Li.A *
$^{195}\text{Pb}-\text{C}_{16,25}$	-25423	150	-25458	25	-0.2	o			GS1	1.0	00Ra23 *
	-25461	70			0.0	2			GS2	1.0	03Li.A *
$^{195}\text{Bi}-\text{C}_{16,25}$	-19320	100	-19349	6	-0.3	U			GS1	1.0	00Ra23 *
	-19537	128			1.5	U			GS2	1.0	03Li.A *
$^{195}\text{Bi}-^{133}\text{Cs}_{1,466}$	119258.2	6.0				2			MA8	1.0	03We.A
$^{195}\text{Bi}(\alpha)^{191}\text{Tl}$	5832.5	5.				3			Lvn		85Co06 Z
$^{195}\text{Bi}(\alpha)^{191}\text{Tl}^m$	5542.9	10.	5535	5	-0.8	3					74Le02 Z
	5533.3	5.			0.4	3			Lvn		85Co06 Z
$^{195}\text{Bi}^m(\alpha)^{191}\text{Tl}$	6228.1	5.	6232	3	0.7	4					67Tr06 Z
	6238.4	10.			-0.6	4					74Le02 Z
	6233.7	5.			-0.4	4			Lvn		85Co06 Z

Item	Input value	Adjusted value	$v_i$	Dg	Sig	Main flux	Lab	F	Reference	
$^{195}\text{Po}(\alpha)^{191}\text{Pb}$	6763.1	8.	6746	3	-2.1	U			67Si09 Z	
	6747.4	5.			-0.2	3			67Tr06 Z	
	6744.6	5.			0.3	3	Lvn		93Wa04	
	6752.8	14.			-0.4	3	Jya		96Le09	
$^{195}\text{Po}^m(\alpha)^{191}\text{Pb}^m$	6850.8	10.	6842	3	-0.9	3			67Si09	
	6839.4	5.			0.5	3			67Tr06 Z	
	6839.6	5.			0.5	3	Lvn		93Wa04	
	6852.8	10.			-1.1	3	Jya		96Le09	
$^{195}\text{At}(\alpha)^{191}\text{Bi}^m$	7095.8	20.	7099	3	0.2	U	Jya		95Le15	
	7105	20			-0.3	U	Rla		99Ta20	
	7098.9	3.				3	Jya		03Ke04 *	
	7340.9	30.	7372	4	1.1	U			83Le.A *	
$^{195}\text{At}^m(\alpha)^{191}\text{Bi}$	7371.5	30.			0.0	U	Jya		95Le.A	
	7403	30			-1.0	o	Rla		99Ta20	
	7372.5	4.0				2	Rla		03Ke04 *	
	7694.1	11.				2	Jya		01Ke06	
$^{195}\text{Rn}(\alpha)^{191}\text{Po}$	7713.5	11.				3	Jya	01Ke06		
$^{195}\text{Rn}^m(\alpha)^{191}\text{Po}^m$	7231.86	0.06				3	ILn	87Co08 Z		
$^{194}\text{Ir}(n,\gamma)^{195}\text{Ir}$	6105.06	0.12	6105.04	0.12	-0.1	1	100	94 $^{194}\text{Pt}$	ILn	81Ho.B Z
$^{194}\text{Pt}(n,\gamma)^{195}\text{Pt}$	6109.17	0.13			-31.7	F		Bdn	03Fi.A	
$^{195}\text{Os}(\beta^-)^{195}\text{Ir}$	2000	500				4			57Ba08	
$^{195}\text{Ir}^m(\text{IT})^{195}\text{Ir}$	100	5				4			NDS993	
$^{195}\text{Ir}^m(\beta^-)^{195}\text{Pt}$	1230	20	1207	5	-1.1	U			73Ja10	
$^{195}\text{Au}(\epsilon)^{195}\text{Pt}$	226.8	1.0	226.8	1.0	0.0	1	100	100 $^{195}\text{Au}$	Averag *	
$^{195}\text{Hg}(\beta^+)^{195}\text{Au}$	1510	50	1570	23	1.2	1	21	21 $^{195}\text{Hg}$	71Fr03 *	
$^{195}\text{Pb}^m(\text{IT})^{195}\text{Pb}$	202.9	0.7				3		Oak	91Gr12	
$^{195}\text{Bi}(\beta^+)^{195}\text{Pb}$	4850	550	5690	24	1.5	B		Oak	91Gr12	
* $^{195}\text{Hg}-\text{C}_{16.25}$	M-A=-30914(28) keV for mixture gs+m at 176.07 keV									
* $^{195}\text{Hg}-^{208}\text{Pb}_{938}$	Corrected 40(20) keV for isomeric mixture R=0.3(0.2) E=176.07 keV									
* $^{195}\text{Tl}-\text{C}_{16.25}$	M-A=-28000(100) keV for mixture gs+m at 482.63 keV									
* $^{195}\text{Tl}-\text{C}_{16.25}$	M-A=-27708(31) keV for $^{195}\text{Tl}^m$ at Eexc=482.63 keV									
* $^{195}\text{Pb}-\text{C}_{16.25}$	M-A=-23580(100) keV for mixture gs+m at 202.9 keV									
* $^{195}\text{Pb}-\text{C}_{16.25}$	M-A=-23615(28) keV for mixture gs+m at 202.9 keV									
* $^{195}\text{Bi}-\text{C}_{16.25}$	M-A=-17999(28) keV for mixture gs+m at 399(6) keV									
* $^{195}\text{At}(\alpha)^{191}\text{Bi}^m$	Correlated with E( $\alpha$ )=6313 of $^{191}\text{Bi}^m$									
* $^{195}\text{At}^m(\alpha)^{191}\text{Bi}$	E( $\alpha$ )=7190(30) to 148.7(0.5) level									
* $^{195}\text{At}^m(\alpha)^{191}\text{Bi}$	Correlated with $\alpha$ of 12 s $^{191}\text{Bi}$ ground-state									
* $^{195}\text{At}^m(\alpha)^{191}\text{Bi}$	E( $\alpha$ )=7105(30) to 148.7(0.5) level									
* $^{195}\text{At}^m(\alpha)^{191}\text{Bi}$	E( $\alpha$ )=7221(4) and 7075(4) to 148.7(0.5) level									
* $^{195}\text{Au}(\epsilon)^{195}\text{Pt}$	Average pK=0.179(0.006) to 129.78 level from the following references:									
*	pK=0.195(0.015) to 129.78 level									
*	pK=0.166(0.020) to 129.78 level									
*	pK=0.160(0.017) to 129.78 level									
*	pK=0.183(0.009) to 129.78 level									
*	pK=0.176(0.012) to 129.78 level									
* $^{195}\text{Hg}(\beta^+)^{195}\text{Au}$	Assuming 511 $\gamma$ is annihil. of $\beta^+$ to ground-state and 61.44 level									
$^{196}\text{Hg}-^{208}\text{Pb}_{942}$	-12178	20	-12174	3	0.2	U	MA6	1.0	01Sc41	
$^{196}\text{Tl}-\text{C}_{16.333}$	-29188	126	-29519	13	-2.6	U	GS2	1.0	03Li.A *	
$^{196}\text{Tl}-^{133}\text{Cs}_{1.474}$	109845	13				2	MA8	1.0	03We.A *	
$^{196}\text{Pb}-^{208}\text{Pb}_{942}$	-5228	22	-5232	15	-0.2	2	MA6	1.0	01Sc41	
$^{196}\text{Pb}-\text{C}_{16.333}$	-27200	104	-27226	15	-0.2	U	GS1	1.0	00Ra23	
	-27232	30			0.2	R	GS2	1.0	03Li.A	
$^{196}\text{Bi}-\text{C}_{16.333}$	-19313	150	-19333	26	-0.1	o	GS1	1.0	00Ra23 *	
	-19325	30			-0.3	2	GS2	1.0	03Li.A	
	-19361	54			0.5	2	MA8	1.0	03We.A *	

Item	Input value		Adjusted value		$v_i$	Dg	Sig	Main flux	Lab	F	Reference
$^{196}\text{Bi}(\alpha)^{192}\text{Tl}^p$	5260.6	5.				3			Lvn		91Va04
$^{196}\text{Po}(\alpha)^{192}\text{Pb}$	6662.2	8.	6657	3	-0.7	3					67Si09 Z
	6653.7	5.			0.6	3					67Tr06 Z
	6658.4	8.			-0.2	3					71Ho01 Z
	6656.7	5.			0.0	o			Lvn		85Va03 Z
	6656.7	5.			0.0	3			Lvn		93Wa04
	6653.1	18.			0.2	U			Ara		95Le04
	6657.1	10.			0.0	U			Jya		96Le09
$^{196}\text{At}(\alpha)^{192}\text{Bi}$	7202.3	7.	7200	50	-0.1	4					67Tr06
	7187.0	25.			0.2	U			Jya		95Le15
	7200.2	30.			-0.1	U			RIa		95Mo14
	7191.0	7.			0.1	o			Jya		96En01
	7195.1	5.			0.0	4			Jya		00Sm06
$^{196}\text{At}^m(\alpha)^{192}\text{Bi}^m$	7023.6	15.				3			Jya		96En01 *
$^{196}\text{Rn}(\alpha)^{192}\text{Po}$	7583.1	35.	7617	9	0.9	o			RIa		95Mo14
	7648.4	30.			-1.1	U			RIa		97Pu01
	7616.7	9.				4			Jya		01Ke06
$^{195}\text{Pt}(n,\gamma)^{196}\text{Pt}$	7921.96	0.20	7921.92	0.13	-0.2	-			ILn		81Ho.B Z
	7921.92	0.17			0.0	-			Bdn		03Fi.A
	ave.	0.13			-0.1	1	100	94	$^{195}\text{Pt}$		average
$^{196}\text{Ir}(\beta^-)^{196}\text{Pt}$	3150	60	3210	40	1.0	2					66Vo05
	3250	50			-0.8	2					67Mo10
$^{196}\text{Ir}^m(\beta^-)^{196}\text{Pt}$	3418	20				2					65Bi04
$^{196}\text{Au}(\beta^+)^{196}\text{Pt}$	1498	7	1507.4	3.0	1.3	1	18	17	$^{196}\text{Au}$		63Ik01
$^{196}\text{Au}(\epsilon)^{196}\text{Pt}$	1490	10			1.7	U					62Wa16
$^{196}\text{Au}(\beta^-)^{196}\text{Hg}$	685	4	687	3	0.4	1	61	31	$^{196}\text{Au}$		62Ll03
$^{196}\text{Tl}-\text{C}_{16.333}$	M-A=-26991(28) keV for mixture gs+m at 394.2 keV										NDS981**
$^{196}\text{Tl}-^{133}\text{Cs}_{1.474}$	Q=110268(13) uu M-A=-27103(12) keV for $^{196}\text{Tl}^m$ at Eexc=394.2 keV										Ens98 **
$^{196}\text{Bi}-\text{C}_{16.333}$	M-A=-17850(100) keV for mixture gs+n at 270(3) keV										Nubase **
$^{196}\text{Bi}-\text{C}_{16.333}$	Q=120182(15) uu for $^{196}\text{Bi}^m-^{133}\text{Cs}_{1.474}$ , M( $^{196}\text{Bi}^m$ )=-17868(14) keV at										03We.A **
	167(3) keV; error increased for 3+ and 10- possible contamination										03We.A **
$^{196}\text{At}^m(\alpha)^{192}\text{Bi}^m$	Correlated with E( $\alpha$ )=7550 of $^{200}\text{Fr}(\alpha)$										96En01 **
$^{197}\text{Hg}-\text{C}_{16.417}$	-32868	98	-32787	3	0.8	U			GS2	1.0	03Li.A *
$^{197}\text{Hg}-^{208}\text{Pb}_{.947}$	-10664	30	-10677	4	-0.4	U			MA6	1.0	01Sc41
$^{197}\text{Tl}-\text{C}_{16.417}$	-30450	30	-30425	18	0.8	R			GS2	1.0	03Li.A
$^{197}\text{Pb}-\text{C}_{16.417}$	-26520	110	-26569	6	-0.4	U			GS1	1.0	00Ra23
	-26609	30			1.3	U			GS2	1.0	03Li.A
	-26543	30			-0.9	U			GS2	1.0	03Li.A *
$^{197}\text{Pb}^m-^{133}\text{Cs}_{1.481}$	113799.6	6.0				2			MA8	1.0	03We.A
$^{197}\text{Bi}-^{208}\text{Pb}_{.947}$	982	22	975	9	-0.3	R			MA6	1.0	01Sc41
$^{197}\text{Bi}-\text{C}_{16.417}$	-21466	243	-21136	9	1.4	U			GS1	1.0	00Ra23 *
	-21187	31			1.7	U			GS2	1.0	03Li.A
$^{197}\text{Bi}-^{133}\text{Cs}_{1.481}$	118870	26	118890	9	0.8	R			MA8	1.0	03We.A *
$^{197}\text{Po}-\text{C}_{16.417}$	-14434	145	-14340	50	0.6	o			GS1	1.0	00Ra23 *
	-14305	90			-0.4	R			GS2	1.0	03Li.A *
$^{197}\text{Au}(\alpha,^8\text{He})^{193}\text{Au}$	-26919	9	-26920	9	-0.1	1	92	86	$^{193}\text{Au}$		89Ka04
$^{197}\text{Bi}^m(\alpha)^{193}\text{Tl}$	5890.8	10.	5898	5	0.7	o			Ora		72Ga27
	5889.7	10.			0.8	3			Ora		74Le02 Z
	5899.6	5.			-0.4	3			Lvn		85Co06 Z
$^{197}\text{Po}(\alpha)^{193}\text{Pb}$	6420.7	10.	6412	4	-0.9	3					67Si09 Z
	6410.1	5.			0.3	3					67Tr06 Z
	6409.4	9.			0.2	3					71Ho01 Z
$^{197}\text{Po}^m(\alpha)^{193}\text{Pb}^m$	6510.1	5.	6515.8	2.6	1.1	4					67Tr06 Z
	6511.4	9.			0.5	U					71Ho01 Z
	6518.0	3.			-0.7	4					82Bo04 Z
$^{197}\text{At}(\alpha)^{193}\text{Bi}$	7103.0	5.	7100	50	0.0	3					67Tr06 Z
	7100.5	5.			0.1	o			Jya		96En01
	7104.5	5.			0.0	3			Jya		99Sm07
$^{197}\text{At}^m(\alpha)^{193}\text{Bi}^m$	6846.2	10.	6846	5	0.0	5			Lvn		86Co12
	6846.2	5.			0.0	5			Jya		99Sm07

Item	Input value		Adjusted value		$v_i$	Dg	Sig	Main flux	Lab	F	Reference
$^{197}\text{Rn}(\alpha)^{193}\text{Po}$	7411.8	20.	7410	50	0.0	U			Rla		95Mo14
	7410.8	7.							Jya		96En02
$^{197}\text{Rn}^m(\alpha)^{193}\text{Po}^m$	7523.1	30.	7509	7	-0.5	U			Rla		95Mo14
	7508.7	7.							Jya		96En02
$^{196}\text{Pt}(n,\gamma)^{197}\text{Pt}$	5846.4	0.4	5846.29	0.27	-0.3	-					78Ya07 Z
	5846.0	0.9			0.3	-			ILn		81Ho.B Z
	5846.6	0.5			-0.6	-			BNn		83Ca04 Z
	5846.0	0.7			0.4	-			Bdn		03Fi.A
	ave.	5846.36	0.27		-0.3	1	99 93	$^{196}\text{Pt}$			average
$^{197}\text{Au}(\gamma,n)^{196}\text{Au}$	-8080	5	-8072.4	2.9	1.5	-			McM		79Ba06
	-8072	7			-0.1	-					79Be.A
	ave.	-8077	4		1.2	1	52 52	$^{196}\text{Au}$			average
$^{196}\text{Hg}(n,\gamma)^{197}\text{Hg}$	6785.3	1.5	6785.6	1.5	0.2	1	97 84	$^{197}\text{Hg}$	BNn		78Zg.A Z
$^{197}\text{Pt}(\beta^-)^{197}\text{Au}$	719.0	0.6	718.7	0.6	-0.6	1	97 94	$^{197}\text{Pt}$			71Pr03
$^{197}\text{Pb}^m(\text{IT})^{197}\text{Pb}$	319.31	0.11				3					Ens01
* $^{197}\text{Hg}-\text{C}_{16,417}$	M-A=-30467(28) keV for mixture gs+m at 298.93 keV										NDS95b**
* $^{197}\text{Pb}-\text{C}_{16,417}$	M-A=-24405(28) keV for $^{197}\text{Pb}^m$ at Eexc=319.31 keV										Ens01 **
* $^{197}\text{Bi}-\text{C}_{16,417}$	M-A=-19650(90) keV for mixture gs+m at 690(110) keV										Nubase **
* $^{197}\text{Bi}-^{133}\text{Cs}_{1,481}$	Q=118887(12) uu M=-19690(11) keV corrected -16(22) keV for possible contamination from $^{197}\text{Bi}^m$										03We.A **
*											03We.A **
* $^{197}\text{Po}-\text{C}_{16,417}$	M-A=-13330(110) keV for mixture gs+m at 230#80 keV										Nubase **
* $^{197}\text{Po}-\text{C}_{16,417}$	M-A=-13210(32) keV for mixture gs+m at 230#80 keV										Nubase **
$^{198}\text{Hg}-\text{C}_{16,5}$	-33231.56	0.43	-33231.0	0.4	1.4	1	71 71	$^{198}\text{Hg}$	ST2	1.0	02Bf02
$^{198}\text{Pb}-^{208}\text{Pb}_{,952}$	-5748	23	-5739	16	0.4	2			MA6	1.0	01Sc41
$^{198}\text{Pb}-\text{C}_{16,5}$	-27990	104	-27966	16	0.2	U			GS1	1.0	00Ra23
	-27951	30			-0.5	R			GS2	1.0	03Li.A
$^{198}\text{Bi}-\text{C}_{16,5}$	-21063	162	-20790	30	1.7	o			GS1	1.0	00Ra23 *
	-20794	30				2			GS2	1.0	03Li.A
$^{198}\text{Bi}^n-\text{C}_{16,5}$	-20222	30				2			GS2	1.0	03Li.A
$^{198}\text{Po}-^{208}\text{Pb}_{,952}$	5616	24	5616	19	0.0	1	61 61	$^{198}\text{Po}$	MA6	1.0	01Sc41
$^{198}\text{Po}-\text{C}_{16,5}$	-16600	104	-16611	19	-0.1	U			GS1	1.0	00Ra23
$^{198}\text{Hg}-^{35}\text{Cl}-^{196}\text{Hg}-^{37}\text{Cl}$	3885.91	1.66	3886	3	0.1	1	57 57	$^{196}\text{Hg}$	H33	2.5	80Ko25
$^{198}\text{Po}(\alpha)^{194}\text{Pb}$	6312.8	5.	6309.3	2.1	-0.7	-					67Si09 Z
	6305.7	5.			0.7	-					67Tr06 Z
	6301.2	8.			1.0	-					71Ho01 Z
	6311.1	3.			-0.6	-					82Bo04 Z
	6307.7	5.			0.3	-			Lvn		93Wa04
	ave.	6309.3	2.1		0.0	1	100 60	$^{194}\text{Pb}$			average
$^{198}\text{At}(\alpha)^{194}\text{Bi}$	6887.5	5.	6893.0	2.2	1.1	3					67Tr06 Z
	6904.9	7.			-1.7	3			Ora		75Ba.B Z
	6893.3	3.5			-0.1	3			Lvn		92Hu04 *
	6892.5	4.			0.2	3			Jya		96En01
$^{198}\text{At}^m(\alpha)^{194}\text{Bi}^n$	6990.0	5.	6995.4	2.4	1.1	4					67Tr06 Z
	6997.5	10.			-0.2	4					80Ew03 Z
	6997.6	4.			-0.5	4			Lvn		92Hu04
	6996.6	4.			-0.3	4			Jya		96En01
$^{198}\text{Rn}(\alpha)^{194}\text{Po}$	7344.7	10.	7349	4	0.5	5					84Ca32
	7353.8	5.			-0.9	5			Lvn		95Bi17
	7344.7	6.			0.8	5			Jya		96En02
$^{198}\text{Pt}(^{14}\text{C},^{16}\text{O})^{196}\text{Os}$	6130	40				3			BNL		83Bo29
$^{198}\text{Pt}(t,\alpha)^{197}\text{Ir}$	10885	20				3			LAI		83Ci01
$^{198}\text{Pt}(p,d)^{197}\text{Pt}$	-5332	3				2			Ors		78Be09 *
$^{197}\text{Au}(n,\gamma)^{198}\text{Au}$	6512.35	0.11	6512.33	0.09	-0.2	-			ILn		79Br26 Z
	6512.32	0.16			0.1	-			Bdn		03Fi.A
	ave.	6512.34	0.09		-0.1	1	100 97	$^{197}\text{Au}$			average
$^{198}\text{Au}(\beta^-)^{198}\text{Hg}$	1372.3	0.7	1372.3	0.5	0.1	-					65Ke04
	1372.8	1.2			-0.4	-					65Pa08
	ave.	1372.4	0.6		-0.1	1	74 70	$^{198}\text{Au}$			average

Item	Input value		Adjusted value		$v_i$	Dg	Sig	Main flux	Lab	F	Reference
$^{198}\text{Tl}(\beta^+)^{198}\text{Hg}$	3460	80					2				61Gu02
$^{198}\text{Bi}^m(\text{IT})^{198}\text{Bi}^m$	248.5	0.5				3			Lvn		92Hu04
* $^{198}\text{Bi}-\text{C}_{16.583}$	M–A=–19350(100) keV for mixture gs+m+n at 280(40) and 530(40) keV										
* $^{198}\text{At}(\alpha)^{198}\text{Bi}$	E( $\alpha$ )=6755(4), 6539(10), 6360(10) to ground-state, 218, 396 levels										
* $^{198}\text{Pt}(\text{p,d})^{197}\text{Pt}$	Q–Q( $^{196}\text{Pt}(\text{p,d})$ )=365(3,Be)										
											AHW **
$^{199}\text{Hg}-\text{C}_2\ ^{35}\text{Cl}_5$	124023.43	0.53	124016.5	0.4	–5.2	B			H34	2.5	80Ko25
	124017.21	0.37			–1.2	1	49	43	$^{199}\text{Hg}$	1.5	03Ba49
$^{199}\text{Hg}-^{183}\text{W O}$	23144.4	0.9	23142.4	0.9	–1.5	1	43	39	$^{183}\text{W}$	1.5	03Ba49
$^{199}\text{Tl}-\text{C}_{16.583}$	–30123	30				2			GS2	1.0	03Li.A
$^{199}\text{Pb}-\text{C}_{16.583}$	–27028	137	–27083	28	–0.4	U			GS2	1.0	03Li.A *
$^{199}\text{Bi}-\text{C}_{16.583}$	–22328	31	–22328	13	0.0	R			GS2	1.0	03Li.A *
	–22263	30			–2.2	R			GS2	1.0	03Li.A *
$^{199}\text{Po}-\text{C}_{16.583}$	–16250	145	–16334	25	–0.6	U			GS1	1.0	00Ra23 *
	–16327	38			–0.2	R			GS2	1.0	03Li.A *
	–16340	38			0.2	R			GS2	1.0	03Li.A *
$^{199}\text{Bi}^m(\alpha)^{195}\text{Tl}$	5598.7	6.				4					66Ma51
$^{199}\text{Po}(\alpha)^{195}\text{Pb}$	6074.1	2.				3					68Go.B Z
$^{199}\text{Po}^m(\alpha)^{195}\text{Pb}^m$	6190.7	5.	6183.2	1.9	–1.5	4					67Si09 Z
	6177.5	5.			1.1	4					67Tr06 Z
	6182.2	3.			0.3	4					68Go.B Z
	6183.5	3.			–0.1	4					82Bo04 Z
$^{199}\text{At}(\alpha)^{195}\text{Bi}$	6775.1	5.	6780	50	0.1	3					67Tr06 Z
	6781.3	3.			0.0	3			Ora		75Ba.B Z
$^{199}\text{Rn}(\alpha)^{195}\text{Po}$	7133.7	15.	7130	50	0.0	4					80Di07
	7132.7	10.			0.0	4					82Hi14
	7138.8	10.			–0.1	4					84Ca32
	7112.2	15.			0.4	4			Jya		96Le09
$^{199}\text{Rn}^m(\alpha)^{195}\text{Po}^m$	7205.1	15.	7205	6	0.0	4					80Di07
	7205.1	10.			0.0	4					82Hi14
	7204.1	10.			0.1	4					84Ca32
	7205.1	15.			0.0	4			Jya		96Le09
$^{199}\text{Fr}(\alpha)^{195}\text{At}$	7812.3	40.				4					99Ta20 *
$^{199}\text{Hg}(\text{p,t})^{197}\text{Hg}$	–6658	8	–6667	3	–1.1	1	16	16	$^{197}\text{Hg}$	Ors	82Be21
$^{198}\text{Pt}(\ ^{18}\text{O}, ^{17}\text{F})^{199}\text{Ir}$	–8240	41				3					95Zh10
$^{198}\text{Pt}(\text{n},\gamma)^{199}\text{Pt}$	5556.0	0.5				3			BNn		83Ca04 Z
$^{198}\text{Au}(\text{n},\gamma)^{199}\text{Au}$	7584.27	0.15	7584.25	0.15	–0.1	1	98	72	$^{199}\text{Au}$	ILn	79Br26 Z
$^{198}\text{Hg}(\text{n},\gamma)^{199}\text{Hg}$	6665.2	0.5	6663.9	0.3	–2.6	1	48	28	$^{199}\text{Hg}$	CRn	75Lo03
$^{199}\text{Au}(\beta^-)^{199}\text{Hg}$	453.0	1.0	452.0	0.6	–1.0	1	33	28	$^{199}\text{Au}$		68Be06
$^{199}\text{Tl}(\beta^+)^{199}\text{Hg}$	1420	150	1488	28	0.5	U					75Ma05
$^{199}\text{Pb}(\beta^+)^{199}\text{Tl}$	2870	110	2830	40	–0.4	U					70Do.A
$^{199}\text{Bi}^m(\text{IT})^{199}\text{Bi}$	667	5	667	4	0.0	3					80Br23
	667	5			0.0	3					85Si02
* $^{199}\text{Pb}-\text{C}_{16.583}$	M–A=–24961(28) keV for mixture gs+m at 429.5(2.7) keV										
* $^{199}\text{Bi}-\text{C}_{16.583}$	M–A=–20071(28) keV for $^{199}\text{Bi}^m$ at Eexc=667(4) keV										
* $^{199}\text{Po}-\text{C}_{16.583}$	M–A=–14980(100) keV for mixture gs+m at 312.0(2.8) keV										
* $^{199}\text{Po}-\text{C}_{16.583}$	M–A=–14909(35) keV for $^{199}\text{Po}^m$ at Eexc=312.0(2.8) keV										
* $^{199}\text{Fr}(\alpha)^{195}\text{At}$	Reassigned to E( $\alpha$ ) to isomer										
											AHW **
$^{200}\text{Hg}-\text{C}_{13}\text{C}_{35}\text{Cl}_5$	120707.97	1.22	120707.8	0.4	–0.1	U			H34	2.5	80Ko25
$^{200}\text{Hg}-^{208}\text{Pb}_{962}$	–9205	28	–9213.3	1.3	–0.3	U			MA6	1.0	01Sc41
$^{200}\text{Pb}-\text{C}_{16.667}$	–28179	30	–28173	12	0.2	R			GS2	1.0	03Li.A
$^{200}\text{Bi}-\text{C}_{16.667}$	–21888	57	–21868	26	0.3	R			GS2	1.0	03Li.A *
$^{200}\text{Po}-\text{C}_{16.667}$	–18170	104	–18201	15	–0.3	U			GS1	1.0	00Ra23
	–18204	30			0.1	R			GS2	1.0	03Li.A

Item	Input value		Adjusted value		$v_i$	Dg	Sig	Main flux	Lab	$F$	Reference
$^{200}\text{Hg}$ $^{35}\text{Cl}$ – $^{198}\text{Hg}$ $^{37}\text{Cl}$	4508.80	0.48	4507.1	0.4	–1.4	1	11	7 $^{200}\text{Hg}$	H33	2.5	80Ko25
$^{200}\text{Po}(\alpha)^{196}\text{Pb}$	5979.8	5.	5981.3	2.0	0.3	3					67Si09 Z
	5980.0	3.			0.5	3					67Tr06 Z
	5983.4	3.			–0.6	3					70Ra14 Z
$^{200}\text{At}(\alpha)^{196}\text{Bi}$	6594.9	5.	6596.4	1.4	0.3	3					67Tr06 Z
	6596.9	2.			–0.3	3			Ora		75Ba.B Z
	6596.1	2.			0.1	3			Lvn		92Hu04
$^{200}\text{At}^m(\alpha)^{196}\text{Bi}$	6708.3	5.	6709.0	2.6	0.2	3			Ora		75Ba.B Z
	6709.5	3.			–0.1	3			Lvn		92Hu04
$^{200}\text{At}^m(\alpha)^{196}\text{Bi}^m$	6542.8	5.	6542.4	1.4	–0.1	4					67Tr06 Z
	6542.9	2.			–0.2	4			Ora		75Ba.B Z
	6542.1	2.			0.2	4			Lvn		92Hu04
$^{200}\text{At}^m(\alpha)^{196}\text{Bi}^n$	6439.5	5.	6439.1	2.3	–0.1	4					67Tr06 *
	6438.5	5.			0.1	4			Ora		75Ba.B *
	6433.8	5.			1.1	o			Lvn		87Va09 *
	6439.2	3.			0.0	4			Lvn		92Hu04 *
$^{200}\text{Rn}(\alpha)^{196}\text{Po}$	7043.5	2.5				4			Lvn		93Wa04
	7042.1	12.	7043.5	2.6	0.1	U			Ara		95Le04
	7039.0	10.			0.4	U			Jya		96Le09
$^{200}\text{Fr}(\alpha)^{196}\text{At}$	7653.4	30.	7620	50	–0.7	U			Rla		95Mo14
	7620.7	9.				5			Jya		96En01
$^{200}\text{Fr}^m(\alpha)^{196}\text{At}^m$	7704.4	15.				4			Jya		96En01 *
$^{198}\text{Pt}(t,p)^{200}\text{Pt}$	4356	20				3					81Ci01
$^{199}\text{Hg}(n,\gamma)^{200}\text{Hg}$	8029.1	0.3	8028.40	0.12	–2.3	B			Bnn		67Sc30 Z
	8029.6	0.5			–2.4	B			CRn		75Lo03 Z
	8028.51	0.18			–0.6	–			ILn		79Br25 Z
	8028.37	0.17			0.2	–			Bdn		03Fi.A
ave.	8028.44	0.12			–0.3	1	97	82 $^{200}\text{Hg}$			average
$^{200}\text{Au}(\beta^-)^{200}\text{Hg}$	2220	100	2240	50	0.2	2					59Ro53
	2200	100			0.4	2					60Gi01
	2260	70			–0.4	2					72He36
$^{200}\text{Au}^m(\beta^-)^{200}\text{Hg}$	3202	50				2					72Cu07
$^{200}\text{Tl}(\beta^+)^{200}\text{Hg}$	2450	10	2456	6	0.6	2					57He43
	2459	7			–0.4	2					62Va10
$^{200}\text{Bi}$ – $\text{C}_{16,667}$	M–A=–20338(28) keV for mixture gs+m at 100#70 keV										Nubase **
$^{200}\text{At}^m(\alpha)^{196}\text{Bi}^n$	E( $\alpha$ )=6536.7(5,Z) from $^{200}\text{At}^n$ 230.9 above $^{200}\text{At}^m$										92Hu04 **
$^{200}\text{At}^m(\alpha)^{196}\text{Bi}^n$	E( $\alpha$ )=6535.8(5,Z) from $^{200}\text{At}^n$ 230.9 above $^{200}\text{At}^m$										92Hu04 **
$^{200}\text{At}^m(\alpha)^{196}\text{Bi}^n$	E( $\alpha$ )=6301(5); 6535(5) from $^{200}\text{At}^n$ 230.9 above $^{200}\text{At}^m$										92Hu04 **
$^{200}\text{At}^m(\alpha)^{196}\text{Bi}^n$	E( $\alpha$ )=6306(5); 6538(3) from $^{200}\text{At}^n$ 230.9 above $^{200}\text{At}^m$										92Hu04 **
$^{200}\text{Fr}^m(\alpha)^{196}\text{At}^m$	Correlated with $^{196}\text{At}^m$ E( $\alpha$ )=6880(15); 2 cases only										96En01 **
$^{201}\text{Hg}$ – $^{185}\text{Re}$ O	22440	5	22432.7	1.4	–1.0	U			H48	1.5	03Ba49
$^{201}\text{Hg}$ – $\text{C}_2$ $^{35}\text{Cl}_4$ $^{37}\text{Cl}$	128995.43	0.61	128988.9	0.6	–4.3	B			H34	2.5	80Ko25
$^{201}\text{Pb}$ – $\text{C}_{16,75}$	–27418	198	–27115	24	1.5	U			GS2	1.0	03Li.A *
$^{201}\text{Bi}$ – $\text{C}_{16,75}$	–22935	30	–22991	16	–1.9	R			GS2	1.0	03Li.A
	–22995	30			0.1	R			GS2	1.0	03Li.A *
$^{201}\text{Po}$ – $\text{C}_{16,75}$	–17760	190	–17740	6	0.1	U			GS1	1.0	00Ra23 *
	–17649	30			–3.0	B			GS2	1.0	03Li.A
$^{201}\text{Po}^m$ – $\text{C}_{16,75}$	–17305	30	–17285	6	0.7	U			GS2	1.0	03Li.A
$^{201}\text{At}$ – $\text{C}_{16,75}$	–11573	31	–11583	9	–0.3	U			GS2	1.0	03Li.A
$^{201}\text{Hg}$ $^{35}\text{Cl}$ – $^{199}\text{Hg}$ $^{37}\text{Cl}$	4972.65	0.37	4972.4	0.6	–0.2	1	38	34 $^{201}\text{Hg}$	H33	2.5	80Ko25
	4971.8	1.0			0.4	1	14	13 $^{201}\text{Hg}$	H48	1.5	03Ba49
$^{201}\text{Bi}(\alpha)^{197}\text{Tl}$	4500.3	6.				4					66Ma51 *
$^{201}\text{Po}(\alpha)^{197}\text{Pb}$	5793.9	5.	5798.9	1.7	1.0	4					67Tr06 Z
	5799.4	2.			–0.2	4					68Go.B Z
	5800.4	4.			–0.4	4					70Ra14 Z
$^{201}\text{Po}^m(\alpha)^{197}\text{Pb}^m$	5898.9	5.	5903.7	1.7	0.9	3					67Tr06 Z
	5904.4	2.			–0.4	3					68Go.B Z
	5903.8	4.			0.0	3					70Ra14 Z
$^{201}\text{At}(\alpha)^{197}\text{Bi}$	6470.7	3.	6473.2	1.6	0.8	4					67Tr06 Z
	6476.2	5.			–0.6	4					74Ho27 Z
	6474.0	2.			–0.3	4			Ora		75Ba.B Z

Item	Input value		Adjusted value		$v_i$	Dg	Sig	Main flux	Lab	F	Reference
$^{201}\text{Rn}(\alpha)^{197}\text{Po}$	6860.5	2.5	6860	50	0.0	4			Lvn		93Wa04
	6863.8	7.			-0.1	4			Ara		95Le04
$^{201}\text{Rn}^m(\alpha)^{197}\text{Po}^m$	6906.8	5.	6909.8	2.2	0.6	5					67Va17 Z
	6909.9	2.5			0.0	5			Lvn		93Wa04
	6915.9	7.			-0.8	5			Ara		95Le04
$^{201}\text{Fr}(\alpha)^{197}\text{At}$	7538.0	15.	7520	50	-0.4	4					80Ew03
	7510.8	7.			0.1	4			Jya		96En01
$^{201}\text{Pt}(\beta^-)^{201}\text{Au}$	2660	50				2					63Go06
$^{201}\text{Pb}(\beta^+)^{201}\text{Tl}$	1900	40	1924	27	0.6	R					79Do09
$^{201}\text{Pb}-\text{C}_{16.75}$	M-A=-25225(28) keV for mixture gs+m at 629.14 keV										Ens94 **
$^{201}\text{Bi}-\text{C}_{16.75}$	M-A=-20573(28) keV for $^{201}\text{Bi}^m$ at Eexc=846.34 keV										NDS942**
$^{201}\text{Po}-\text{C}_{16.75}$	M-A=-16330(100) keV for mixture gs+m at 424.1(2.5) keV										Nubase **
$^{201}\text{Bi}(\alpha)^{197}\text{Tl}$	E( $\alpha$ )=5240(6) from $^{201}\text{Bi}^m$ at 846.34										NDS942**
$^{202}\text{Hg}-\text{C}_{13}\text{C}_{35}\text{Cl}_4\text{Cl}_{37}$	125976.01	1.32	125974.9	0.6	-0.4	1	4	4	$^{202}\text{Hg}$ H34	2.5	80Ko25
$^{202}\text{Pb}-\text{C}_{16.833}$	-27823	30	-27841	9	-0.6	-			GS2	1.0	03Li.A *
	ave. -27839	17			-0.1	1	26	26	$^{202}\text{Pb}$	average	
$^{202}\text{Bi}-\text{C}_{16.833}$	-22282	30	-22258	22	0.8	2			GS2	1.0	03Li.A
$^{202}\text{Po}-\text{C}_{16.833}$	-19270	104	-19242	16	0.3	U			GS1	1.0	00Ra23
	-19243	30			0.0	R			GS2	1.0	03Li.A
$^{202}\text{Hg}\text{Cl}_2-^{198}\text{Hg}\text{Cl}_2$	9774.87	1.06	9774.2	0.7	-0.3	1	6	5	$^{202}\text{Hg}$ H33	2.5	80Ko25
$^{202}\text{Hg}\text{Cl}-^{200}\text{Hg}\text{Cl}$	5266.76	0.43	5267.1	0.6	0.3	1	29	25	$^{202}\text{Hg}$ H33	2.5	80Ko25
$^{202}\text{Po}(\alpha)^{198}\text{Pb}$	5700.9	2.	5701.0	1.7	0.1	3					68Go.B Z
	5701.6	3.			-0.2	3					70Ra14 Z
$^{202}\text{At}(\alpha)^{198}\text{Bi}$	6355.8	3.	6353.7	1.4	-0.7	3					63Ho18 Z
	6351.7	3.			0.7	3					67Tr06 Z
	6353.2	5.			0.1	3					74Ho27 Z
	6353.9	2.			0.0	3			Ora		75Ba.B Z
	6354	5			-0.1	3			Lvn		92Hu04 *
$^{202}\text{At}^m(\alpha)^{198}\text{Bi}^m$	6259.9	2.	6258.9	1.2	-0.5	4					63Ho18 Z
	6256.8	3.			0.7	4					67Tr06 Z
	6257.2	5.			0.3	4					74Ho27 Z
	6259.0	2.			0.0	4			Ora		75Ba.B *
	6260.0	5.			-0.2	4			Lvn		92Hu04 *
$^{202}\text{Rn}(\alpha)^{198}\text{Po}$	6771.0	3.	6773.5	1.9	0.8	2					67Va17 Z
	6775.3	2.5			-0.7	2			Lvn		93Wa04
	6773.4	7.			0.0	2			Ara		95Le04
$^{202}\text{Fr}(\alpha)^{198}\text{At}$	7397.7	15.	7389	5	-0.6	4					80Ew03 *
	7382.5	11.			0.6	4			Lvn		92Hu04 *
	7389.6	6.			-0.1	4			Jya		96En01 *
$^{202}\text{Fr}^m(\alpha)^{198}\text{At}^m$	7382.5	11.	7387	5	0.4	5			Lvn		92Hu04 *
	7388.6	6.			-0.2	5			Jya		96En01
$^{202}\text{Ra}(\alpha)^{198}\text{Rn}$	8019.1	60.				6			Jya		96Le09
$^{202}\text{Hg}(d,^3\text{He})^{201}\text{Au}-^{206}\text{Pb}(^3\text{He})^{205}\text{Tl}$	-979.9	3.1	-980	3	0.0	1	100	100	$^{201}\text{Au}$		94Gr07
$^{201}\text{Hg}(n,\gamma)^{202}\text{Hg}$	7754.9	0.5	7753.92	0.21	-2.0	B			BNn		75Br02 Z
	7756.4	0.5			-5.0	B			CRn		75Lo03 Z
	7753.93	0.22			-0.1	1	95	52	$^{201}\text{Hg}$ Bdn		03Fi.A
$^{202}\text{Au}(\beta^-)^{202}\text{Hg}$	3500	300	2950	170	-1.8	2					67Wa23
	2700	200			1.2	2					72Bu05
$^{202}\text{Pb}(\epsilon)^{202}\text{Tl}$	55	20	50	15	-0.3	1	54	46	$^{202}\text{Tl}$		54Hu61
$^{202}\text{At}^m(\text{IT})^{202}\text{At}^m$	391.7	0.2				5			Lvn		92Hu04
$^{202}\text{Pb}-\text{C}_{16.833}$	M-A=-23747(28) keV for $^{202}\text{Pb}^m$ at Eexc=2169.83 keV										NDS973**
$^{202}\text{At}(\alpha)^{198}\text{Bi}$	E( $\alpha$ )=6228(5), 6070(10), 5929(10) to ground-state, 164, 303 levels										92Hu04 **
$^{202}\text{At}^m(\alpha)^{198}\text{Bi}^m$	Assignment to $^{202}\text{At}^m$ by ref. Recalibrated Z.										92Hu04 **
$^{202}\text{At}^m(\alpha)^{198}\text{Bi}^m$	E( $\alpha$ )=6135(5); and 6277(5) from $\text{Atn}(\alpha)\text{Bin}$ , $^{202}\text{At}^m(\text{IT})\text{Atm}$ =391.7(0.2)										92Hu04 **
$^{202}\text{At}^m(\alpha)^{198}\text{Bi}^m$	and $^{198}\text{Bi}^m(\text{IT})\text{Bim}$ =248.5(0.5)										92Hu04 **
*											92Hu04 **
$^{202}\text{Fr}(\alpha)^{198}\text{At}$	E( $\alpha$ )=7251(10) has a doublet structure										92Hu04 **
$^{202}\text{Fr}(\alpha)^{198}\text{At}$	E( $\alpha$ )=7237(8), is a doublet										92Hu04 **
$^{202}\text{Fr}(\alpha)^{198}\text{At}$	$^{202}\text{Fr}$ E( $\alpha$ )'s in correlation with At daughters										96En01 **
$^{202}\text{Fr}^m(\alpha)^{198}\text{At}^m$	E( $\alpha$ )=7237(8), is a doublet										92Hu04 **



Item	Input value	Adjusted value	$v_i$	Dg	Sig	Main flux	Lab	F	Reference
$^{203}\text{Pb}-\text{C}_{16,917}$	-26594	30	-26609	7	-0.5	U	GS2	1.0	03Li.A
$^{203}\text{Po}-\text{C}_{16,917}$	-18581	30	-18580	28	0.0	2	GS2	1.0	03Li.A
$^{203}\text{At}-^{208}\text{Pb}_{,976}$	9690	25	9730	13	1.6	-	MA6	1.0	01Sc41
ave.	9730	13			0.0	1	100	100	$^{203}\text{At}$ average
$^{203}\text{At}-\text{C}_{16,917}$	-13042	30	-13058	13	-0.5	R	GS2	1.0	03Li.A
$^{203}\text{Fr}-^{133}\text{Cs}_{,526}$	145205	17				2	MA8	1.0	03We.A
$^{203}\text{Tl } ^{35}\text{Cl}-^{201}\text{Hg } ^{37}\text{Cl}$	4995.23	1.49	4992.0	1.3	-0.9	1	12	11	$^{203}\text{Tl}$ H36
$^{203}\text{Po}(\alpha)^{199}\text{Pb}$	5496	5				3			68Go.B *
$^{203}\text{At}(\alpha)^{199}\text{Bi}$	6210.3	1.	6210.1	0.8	-0.2	2			63Ho18 Z
	6208.7	3.			0.5	2			67Tr06 Z
	6209.4	2.			0.4	2			68Go.B Z
	6211.7	3.			-0.5	2		Ora	75Ba.B
$^{203}\text{Rn}(\alpha)^{199}\text{Po}$	6628.6	5.	6629.8	2.3	0.3	4			67Va17 Z
	6630.2	2.5			-0.1	4		Lvn	93Wa04
	6630	10			0.0	U		Jya	95Uu01
$^{203}\text{Rn}^m(\alpha)^{199}\text{Po}^m$	6679.5	3.	6680.3	1.6	0.3	5			67Va17 Z
	6680.9	2.5			-0.2	5		Lvn	93Wa04
	6683.9	7.			-0.5	5		Ara	95Le04
	6679.8	3.			0.2	5		Jya	96Le09
$^{203}\text{Fr}(\alpha)^{199}\text{At}$	7275.6	5.	7260	50	-4.0	U			67Va20 Z
	7281.7	10.			-2.6	U			80Ew03 Z
	7263.4	10.			-0.8	U		Jya	94Le05
$^{203}\text{Ra}(\alpha)^{199}\text{Rn}$	7729.6	20.				5		Jya	96Le09
$^{203}\text{Ra}^m(\alpha)^{199}\text{Rn}^m$	7768.4	20.				5		Jya	96Le09
$^{203}\text{Tl}(\text{p,t})^{201}\text{Tl}$	-6240	15				2		Yal	71Ki01
$^{202}\text{Hg}(\text{d,p})^{203}\text{Hg}-^{204}\text{Hg}(\text{d})^{205}\text{Hg}$	325	5	326	4	0.2	1	53	47	$^{205}\text{Hg}$ Pit
$^{202}\text{Tl}(\text{p,d})^{202}\text{Tl}$	-5630	20	-5625	15	0.3	1	54	54	$^{202}\text{Tl}$ Yal
$^{203}\text{Au}(\beta^-)^{203}\text{Hg}$	2040	60	2126	3	1.4	U			94We02
$^{203}\text{Hg}(\beta^-)^{203}\text{Tl}$	489.2	2.	492.1	1.2	1.4	-			54Th17
	493.2	2.			-0.6	-			55Ma40
	493.2	3.			-0.4	-			58Ni28
ave.	491.6	1.3			0.4	1	92	84	$^{203}\text{Hg}$ average
$^{203}\text{Pb}(\epsilon)^{203}\text{Tl}$	980	20	975	6	-0.3	1	10	10	$^{203}\text{Pb}$
$^{203}\text{Bi}(\beta^+)^{203}\text{Pb}$	3260	50	3247	22	-0.3	1	20	18	$^{203}\text{Bi}$
$^{203}\text{At}(\beta^+)^{203}\text{Po}$	5060	200	5144	29	0.4	U			87Se04
$^{203}\text{Po}(\alpha)^{199}\text{Pb}$	E( $\alpha$ )=5383.8(3,Z) to 4(4) level								NDS **
$^{204}\text{Hg}-\text{C } ^{13}\text{C } ^{35}\text{Cl}_3 ^{37}\text{Cl}_2$	131776.05	1.25	131775.9	0.4	-0.1	1	2	1	$^{204}\text{Hg}$ H34
$^{204}\text{Hg}-\text{C}_{17}$	-26505.90	0.39	-26506.1	0.4	-0.4	1	87	87	$^{204}\text{Hg}$ ST2
$^{204}\text{Pb}-^{208}\text{Pb}_{,981}$	-4047	21	-4052.09	0.17	-0.2	U			MA6 1.0 01Sc41
$^{204}\text{Po}-\text{C}_{17}$	-19689	30	-19682	12	0.2	R			GS2 1.0 03Li.A
$^{204}\text{At}-\text{C}_{17}$	-12748	30	-12749	26	0.0	-			GS2 1.0 03Li.A
ave.	-12752	27			0.1	1	94	94	$^{204}\text{At}$ average
$^{204}\text{Hg } ^{35}\text{Cl}_2-^{200}\text{Hg } ^{37}\text{Cl}_2$	11066.85	0.55	11068.1	0.5	0.9	1	13	7	$^{200}\text{Hg}$ H33
$^{204}\text{Hg } ^{35}\text{Cl}-^{202}\text{Hg } ^{37}\text{Cl}$	5800.67	0.53	5801.0	0.7	0.3	1	26	21	$^{202}\text{Hg}$ H33
$^{204}\text{Pb}(\alpha, ^8\text{He})^{200}\text{Pb}$	-28043	13	-28040	13	0.3	2			INS 90Ka10
$^{204}\text{Po}(\alpha)^{200}\text{Pb}$	5484.6	1.5	5484.8	1.4	0.2	3			69Go23 *
	5486.3	3.			-0.5	3			70Ra14 Z
$^{204}\text{At}(\alpha)^{200}\text{Bi}$	6069.9	3.	6069.8	1.5	0.0	2			63Ho18 Z
	6066.2	3.			1.2	2			67Tr06 Z
	6071.3	3.			-0.5	2		Ora	75Ba.B
	6072.0	3.			-0.7	2			81Va27 Z
$^{204}\text{Rn}(\alpha)^{200}\text{Po}$	6544.3	3.	6545.5	1.9	0.4	4			67Va17 Z
	6547.5	2.5			-0.8	4		Lvn	93Wa04
	6537.4	7.			1.1	4		Ara	95Le04
$^{204}\text{Fr}(\alpha)^{200}\text{At}$	7170.4	5.	7171.3	2.5	0.2	4			67Va20 Z

Item	Input value	Adjusted value	$v_i$	Dg	Sig	Main flux	Lab	F	Reference
$^{204}\text{Fr}(\alpha)^{200}\text{At}$	7169.4	5.	7171.3	2.5	0.4	4			74Ho27 Z
	7170.6	5.			0.1	4	Lvn		92Hu04 *
	7179.0	6.			-1.3	4	Jya		94Le05
	7167.8	7.			0.5	4	Ara		95Le04
$^{204}\text{Fr}^m(\alpha)^{200}\text{At}$	7218.8	8.	7221	4	0.3	U	Lvn		92Hu04
	$^{204}\text{Fr}^m(\alpha)^{200}\text{At}^m$	7108.2	5.	7108.1	2.1	0.0	4		74Ho27 Z
$^{204}\text{Ra}(\alpha)^{200}\text{Rn}$	7105.5	3.			0.9	4	Bka		82Bo04 Z
	7108.4	5.			-0.1	4	Lvn		92Hu04 *
	7115.6	7.			-1.1	4	Jya		94Le05 *
	7114.7	7.			-0.9	4	Ara		95Le04
	7638.1	12.	7636	8	-0.2	5	Ara		95Le04
	7638.1	25.			-0.1	o	Jya		95Le15
	7634.0	10.			0.2	5	Jya		96Le09
$^{204}\text{Pb}(p,t)^{202}\text{Pb}$	-6835	10	-6837	8	-0.2	1	66 66 $^{202}\text{Pb}$	Yal	71Ki01
$^{204}\text{Hg}(d,^3\text{He})^{203}\text{Au}-^{206}\text{Pb}(\gamma)^{205}\text{Tl}$	-1582.0	3.0	-1582.0	3.0	0.0	1	100 100 $^{203}\text{Au}$	Bdn	94Gr07
$^{204}\text{Hg}(d,t)^{203}\text{Hg}$	-1242	5	-1235.2	1.7	1.4	1	12 11 $^{203}\text{Hg}$	Ald	70An14
$^{203}\text{Tl}(n,\gamma)^{204}\text{Tl}$	6656.0	0.3	6656.10	0.29	0.3	1	94 76 $^{203}\text{Tl}$	MMn	74Co21 Z
	6654.88	0.14			8.7	B		Bdn	03Fi.A
$^{204}\text{Pb}(p,d)^{203}\text{Pb}$	-6165	10	-6170	6	-0.5	-		Yal	71Ki01
$^{204}\text{Pb}(d,t)^{203}\text{Pb}$	-2160	20	-2137	6	1.1	-		Ald	67Bj01
$^{204}\text{Pb}(p,d)^{203}\text{Pb}$	ave.	-6171	9	-6170	6	0.1	1	51 51 $^{203}\text{Pb}$	average
$^{204}\text{Au}(\beta^-)^{204}\text{Hg}$	4500	300	3940#	200#	-1.9	F			67Wa23 *
$^{204}\text{Tl}(\beta^-)^{204}\text{Pb}$	764.24	0.31	763.76	0.18	-1.5	-			67Pa08
	763.47	0.22			1.3	-			68Wo02
ave.	763.73	0.18			0.2	1	97 78 $^{204}\text{Tl}$		average
$^{204}\text{At}(\beta^+)^{204}\text{Po}$	6220	160	6458	26	1.5	U			86Ve.B
$^{204}\text{Fr}^n(\text{IT})^{204}\text{Fr}^m$	276.1	0.5				5			Nubase
* $^{204}\text{Po}(\alpha)^{200}\text{Pb}$	Printing error in ref.: $^{204}\text{Po}$ not $^{206}\text{Po}$ . ,Z corrected								
* $^{204}\text{Fr}(\alpha)^{200}\text{At}$	E( $\alpha$ )=7031(5), 6916(8) to ground-state, 113 level								
* $^{204}\text{Fr}^m(\alpha)^{200}\text{At}^m$	E( $\alpha$ )=6969(5); and 7013(5) from $^{204}\text{Fr}^n$ 276.1 above $^{204}\text{Fr}^m$ to $^{200}\text{At}^n$								
* $^{204}\text{Fr}^m(\alpha)^{200}\text{At}^m$	230.9 above $^{200}\text{At}^m$								
* $^{204}\text{Fr}^m(\alpha)^{200}\text{At}^m$	E( $\alpha$ )=7020(7) from $^{204}\text{Fr}^n$ 276.1 above Frm to $^{200}\text{At}^n$ 230.9 above $^{200}\text{At}^m$								
* $^{204}\text{Au}(\beta^-)^{204}\text{Hg}$	F: reported 4 s activity does not exist								
									NDS87a**
$^{205}\text{Tl}-^{133}\text{Cs}_{1,541}$	120129	11	120126.1	1.4	-0.3	U		MA8	1.0 03We.A
$^{205}\text{Bi}-\text{C}_{17,083}$	-22559	30	-22611	8	-1.7	U		GS2	1.0 03Li.A
$^{205}\text{Po}-\text{C}_{17,083}$	-18773	30	-18797	21	-0.8	2		GS2	1.0 03Li.A
$^{205}\text{Fr}-^{133}\text{Cs}_{1,541}$	144293.8	9.7	144293	8	-0.1	2		MA8	1.0 03We.A
$^{205}\text{Tl }^{35}\text{Cl}-^{203}\text{Tl }^{37}\text{Cl}$	5031.43	1.07	5033.4	0.6	0.7	-		H36	2.5 85De40
	5032.88	1.01			0.4	-		H42	1.5 93Si05
ave.	5032.5	1.3			0.7	1	19 13 $^{205}\text{Tl}$		average
$^{205}\text{Po}(\alpha)^{201}\text{Pb}$	5324.1	10.				3			67Ti04
$^{205}\text{At}(\alpha)^{201}\text{Bi}$	6016.3	4.	6019.5	1.7	0.8	3			63Ho18 Z
	6020.5	2.			-0.5	3			68Go.B Z
	6018.9	5.			0.1	3			74Ho27 Z
$^{205}\text{Rn}(\alpha)^{201}\text{Po}$	6386.6	3.	6390	50	0.0	5			67Va17 Z
	6386.6	6.			0.0	5			71Ho01 Z
	6385.7	2.5			0.0	5	Lvn		93Wa04
$^{205}\text{Fr}(\alpha)^{201}\text{At}$	7056.5	5.	7054.9	2.7	-0.3	3			67Va20 Z
	7052.2	5.			0.5	3			74Ho27 Z
	7057.3	5.			-0.5	3			81Ri04 Z
	7052.9	7.			0.3	3	Ara		95Le04
$^{205}\text{Ra}(\alpha)^{201}\text{Rn}$	7506.7	20.	7490	50	-0.4	F			87He10 *
	7496.6	25.			-0.2	o	Jya		95Le15
	7486.4	20.				5	Jya		96Le09
$^{205}\text{Ra}^m(\alpha)^{201}\text{Rn}^m$	7501.7	10.	7517	20	1.5	B		Ara	95Le04
	7522.1	25.			-0.2	o	Jya		95Le15
	7517.0	20.				6	Jya		96Le09



Item	Input value		Adjusted value		$v_i$	Dg	Sig	Main flux	Lab	$F$	Reference	
$^{207}\text{Pb}$ – $^{35}\text{Cl}$ – $^{205}\text{Tl}$ – $^{37}\text{Cl}$	4417.32	1.40	4419.4	0.5	1.0	1	7	6	$^{205}\text{Tl}$	H42	1.5	93Si05
$^{206}\text{Fr}$ – $^{207}\text{Fr}$ – $^{205}\text{Fr}$ – $^{205}\text{Fr}_{.502}$	930	90	*			U				P24	2.5	82Au01
$^{207}\text{Po}(\alpha)^{203}\text{Pb}$	5216.0	2.5	5215.8	2.5	0.0	1	96	59	$^{207}\text{Po}$	DbA		70Af.A
$^{207}\text{At}(\alpha)^{203}\text{Bi}$	5872.5	3.	5872	3	0.0	1	100	82	$^{203}\text{Bi}$			69Go23 Z
$^{207}\text{Rn}(\alpha)^{203}\text{Po}$	6256.3	3.	6251.1	1.6	–1.6	3						67Va20 Z
	6247.3	3.			1.3	3						71Go35 Z
	6250.4	2.5			0.3	3				Lvn		93Wa04
$^{207}\text{Fr}(\alpha)^{203}\text{At}$	6907.8	5.	6900	50	–0.2	–						67Va20 Z
	6895.8	5.			0.0	–						74Ho27 Z
	6900.9	5.			–0.1	–						81Ri04 Z
	ave.	6901.5	2.9		–0.1	1	98	97	$^{207}\text{Fr}$			average
$^{207}\text{Ra}(\alpha)^{203}\text{Rn}$	7273.8	5.	7270	50	0.0	5						67Va22 Z
	7268.7	10.			0.1	5						87He10
	7276.7	12.			–0.1	5			Jya			95Uu01
$^{207}\text{Ra}^m(\alpha)^{203}\text{Rn}^m$	7463.5	10.	7468	8	0.3	6						87He10
	7474.7	15.			–0.4	o			Jya			95Le15
	7475.7	15.			–0.5	6			Jya			96Le09
$^{207}\text{Ac}(\alpha)^{203}\text{Fr}$	7864.3	25.	7840	50	–0.4	o			Jya			94Le05
	7844.9	25.				3			Jya			98Es02
$^{205}\text{Tl}(\text{t,p})^{207}\text{Tl}$	4880	15	4874	5	–0.4	1	13	13	$^{207}\text{Tl}$	Ald		69Ha11
$^{206}\text{Pb}(\text{n},\gamma)^{207}\text{Pb}$	6737.85	0.15	6737.78	0.09	–0.5	–				MMn		81Ke11 Z
	6737.72	0.18			0.3	–				ILn		83Hu13 Z
	6737.74	0.17			0.2	–				Bdn		03Fi.A
	ave.	6737.78	0.10		0.0	1	97	89	$^{207}\text{Pb}$			average
$^{207}\text{Hg}(\beta^-)^{207}\text{Tl}$	4815	150				2						81Jo.B
$^{207}\text{Tl}(\beta^-)^{207}\text{Pb}$	1431	8	1418	5	–1.6	1	46	45	$^{207}\text{Tl}$			67Da10
$^{207}\text{Po}(\beta^+)^{207}\text{Bi}$	2907	10	2909	7	0.2	1	43	41	$^{207}\text{Po}$			58Ar56
$^{207}\text{Rn}(\beta^+)^{207}\text{At}$	4617	70	4610	30	–0.1	R						75Ze.A
$^{208}\text{Pb}$ – $^{133}\text{Cs}_{1.564}$	124532.0	5.6	124525.2	1.3	–1.2	U				MA8	1.0	03We.A
$^{208}\text{Po}$ – $\text{C}_{17.333}$	–18710	31	–18754.3	1.9	–1.4	U				GS2	1.0	03Li.A
$^{208}\text{Pb}$ – $^{35}\text{Cl}_{17.333}$ – $^{206}\text{Pb}$ – $^{37}\text{Cl}$	5136.93	0.41	5136.88	0.13	–0.1	1	4	2	$^{206}\text{Pb}$	H42	1.5	93Si05
$^{207}\text{Fr}$ – $^{208}\text{Fr}_{.498}$ – $^{206}\text{Fr}_{.502}$	–890	60	*			U				P24	2.5	82Au01
$^{208}\text{Po}(\alpha)^{204}\text{Pb}$	5216.3	2.	5215.3	1.3	–0.5	2						69Go23 Z
	5214.0	3.			0.5	2						70Ra14 Z
	5215.1	2.			0.1	2						89Ma05
$^{208}\text{At}(\alpha)^{204}\text{Bi}$	5750.6	3.	5751.0	2.2	0.2	3						69Go23 Z
	5751.6	3.			–0.2	3						81Va27 Z
$^{208}\text{Rn}(\alpha)^{204}\text{Po}$	6269.3	4.	6260.7	1.7	–2.1	4						55Mo69Z
	6260.0	3.			0.2	4						71Go35 Z
	6257.5	5.			0.6	4						74Ho27
	6258.7	2.5			0.8	4				Lvn		93Wa04
$^{208}\text{Fr}(\alpha)^{204}\text{At}$	6778.3	5.	6790	40	0.1	–						67Va20 Z
	6767.7	5.			0.3	–						74Ho27 Z
	6767.7	5.			0.3	–						81Ri04 Z
	ave.	6771.2	2.9		0.3	1	76	70	$^{208}\text{Fr}$			average
$^{208}\text{Ra}(\alpha)^{204}\text{Rn}$	7273.1	5.				5						67Va22 Z
$^{208}\text{Ac}(\alpha)^{204}\text{Fr}$	7720.8	15.	7730	50	0.1	5			Jya			94Le05
	7769.7	40.			–0.9	5			JAA			96Ik01
$^{208}\text{Ac}^m(\alpha)^{204}\text{Fr}^m$	7892.1	20.	7899	14	0.3	6			DbA			94An01
	7910.4	20.			–0.6	6			Jya			94Le05
	7871.7	50.			0.5	6			JAA			96Ik01
$^{207}\text{Pb}(\text{n},\gamma)^{208}\text{Pb}$	7367.95	0.15	7367.87	0.05	–0.5	–				MMn		81Ke11 Z
	7367.96	0.10			–0.9	–						81Su.A Z
	7367.81	0.11			0.5	–				ILn		83Hu13 Z
	7367.774	0.098			1.0	–						98Be19 Z
	7367.92	0.16			–0.3	–				Bdn		03Fi.A
	ave.	7367.87	0.05		0.0	1	99	89	$^{208}\text{Pb}$			average

Item	Input value		Adjusted value		$v_i$	Dg	Sig	Main flux	Lab	$F$	Reference
$^{208}\text{Tl}(\beta^-)^{208}\text{Pb}$	4989.7	7.	4999.0	1.7	1.3	U					48Ma29
	4997.7	10.			0.1	U					54El24
$^{209}\text{Bi}-^{133}\text{Cs}_{1.571}$	128937.6	4.7	128933.7	1.6	-0.8	U			MA8	1.0	03We.A
$^{209}\text{Fr}-^{226}\text{Ra}_{.925}$	-27584	36	-27551	16	0.9	-			MA3	1.0	92Bo28
ave. $^{209}\text{Bi}-^{35}\text{Cl}-^{207}\text{Pb}$	-27550	16			-0.1	1	99	99 $^{209}\text{Fr}$			average
$^{209}\text{Bi}-^{35}\text{Cl}-^{207}\text{Pb}$	7454.13	1.51	7451.9	0.8	-0.6	U			H36	2.5	85De40
$^{208}\text{Fr}-^{209}\text{Fr}_{.498}$	720	60	640	50	-0.5	1	12	9 $^{208}\text{Fr}$	P24	2.5	82Au01
$^{209}\text{Bi}(\alpha)^{205}\text{Tl}$	3137.0	2.2	3137.2	0.8	0.1	1	12	10 $^{209}\text{Bi}$			03De11
$^{209}\text{Po}(\alpha)^{205}\text{Pb}$	4974	5	4979.2	1.4	1.0	2					66Ha29 *
	4980.0	2.			-0.4	2					69Go23 *
	4979.3	2.			0.0	2					89Ma05 *
$^{209}\text{At}(\alpha)^{205}\text{Bi}$	5757.2	2.	5757.1	2.0	0.0	1	100	100 $^{209}\text{At}$			69Go23 Z
$^{209}\text{Rn}(\alpha)^{205}\text{Po}$	6157.5	3.	6155.5	2.0	-0.6	3					71Go35 Z
	6154.2	2.5			0.5	3			Lvn		93Wa04
$^{209}\text{Fr}(\alpha)^{205}\text{At}$	6777.7	5.	6777	4	0.0	2					67Va20 Z
	6777.3	5.			0.0	2					74Ho27 Z
$^{209}\text{Ra}(\alpha)^{205}\text{Rn}$	7147.0	5.	7144	4	-0.6	6					67Va22 Z
	7141	5			0.6	6			GSa		03He06 *
$^{209}\text{Ac}(\alpha)^{205}\text{Fr}$	7733.3	15.	7730	50	-0.1	3					68Va04
	7738.4	20.			-0.2	3			DbA		94An01
	7729.2	15.			0.0	3			JyA		94Le05
	7728.2	40.			0.0	U			JAA		96Ik01
	7725.1	10.			0.1	3			GSa		00He17
$^{209}\text{Th}(\alpha)^{205}\text{Ra}$	8238.0	50.				6			JAA		96Ik01
$^{209}\text{Bi}(\text{p,t})^{207}\text{Bi}$	-5864.8	2.0	-5864.9	2.0	0.0	1	98	97 $^{207}\text{Bi}$	MSU		76Be.B *
$^{208}\text{Pb}(\text{d,p})^{209}\text{Pb}$	1700	10	1712.7	1.3	1.3	U					67Mu16
	1718	4			-1.3	1	11	11 $^{209}\text{Pb}$	Pit		72Ko03 *
$^{209}\text{Bi}(\gamma,\text{n})^{208}\text{Bi}$	-7460	2	-7459.8	1.9	0.1	2			McM		79Ba06
$^{209}\text{Bi}(\text{d,t})^{208}\text{Bi}$	-1201	5	-1202.5	1.9	-0.3	2			ANL		64Er06
$^{209}\text{Pb}(\beta^-)^{209}\text{Bi}$	644.6	1.2	644.0	1.1	-0.5	1	91	87 $^{209}\text{Pb}$			72Be44
$^{209}\text{Rn}(\beta^+)^{209}\text{At}$	3928	40	3951	21	0.6	R					74Vy01
$^{209}\text{Po}(\alpha)^{205}\text{Pb}$	E( $\alpha$ )=4876.8(5,Z) 80% to 2.3 level										NDS **
$^{209}\text{Po}(\alpha)^{205}\text{Pb}$	E( $\alpha$ )=4882.8(2,Z) 80% to 2.3 level										NDS **
$^{209}\text{Po}(\alpha)^{205}\text{Pb}$	E( $\alpha$ )=4882.6(2.0), 4622(5) to ground-state(+80% 2.3), 262.8 level										89Ma05**
$^{209}\text{Ra}(\alpha)^{205}\text{Rn}$	E( $\alpha$ )=7003(10) to ground-state, 6625(5) to 387.0 level										03He06 **
$^{209}\text{Bi}(\text{p,t})^{207}\text{Bi}$	Q-Q( $^{208}\text{Pb}(\text{p,t})$ )=-241(2,Be), Q(Pb)=-5623.82(0.20)										AHW **
$^{208}\text{Pb}(\text{d,p})^{209}\text{Pb}$	Q-Q( $^{209}\text{Bi}(\text{d,p})$ )=-662(4),Q(Bi)=2380.01(0.14)										AHW **
$^{210}\text{Fr}-^{226}\text{Ra}_{.929}$	-27198	24	-27198	24	0.0	1	98	98 $^{210}\text{Fr}$	MA3	1.0	92Bo28
$^{209}\text{Fr}-^{210}\text{Fr}_{.498}$	-770	50	-765	29	0.0	U			P24	2.5	82Au01
$^{210}\text{Pb}(\alpha)^{206}\text{Hg}$	3792.4	20.				2					62Ka27
$^{210}\text{Bi}(\alpha)^{206}\text{Tl}$	5042.8	2.	5036.4	0.8	-3.2	B					60Wa14 *
	5037.3	1.1			-0.8	1	50	34 $^{210}\text{Bi}$			76Tu.A *
$^{210}\text{Po}(\alpha)^{206}\text{Pb}$	5407.53	0.07	5407.45	0.07	0.0	1	100	98 $^{210}\text{Po}$			73Go39 Z
$^{210}\text{At}(\alpha)^{206}\text{Bi}$	5630.9	1.5	5631.2	1.0	0.2	3					69Go23 *
	5631.4	1.3			-0.2	3					81Va27 *
$^{210}\text{Rn}(\alpha)^{206}\text{Po}$	6162.1	3.	6158.9	2.2	-1.0	3					55Mo69 Z
	6155.9	3.			1.0	3					71Go35 Z
$^{210}\text{Fr}(\alpha)^{206}\text{At}$	6699.9	5.	6650	30	-1.0	B					67Va20
$^{210}\text{Ra}(\alpha)^{206}\text{Rn}$	7156.6	5.	7152	4	-0.9	5					67Va22 Z
	7147	5			0.9	5			GSa		03He06 *
$^{210}\text{Ac}(\alpha)^{206}\text{Fr}$	7607.2	8.	7610	50	0.0	5					68Va04
	7607.2	10.			0.0	5			GSa		00He17

Item	Input value	Adjusted value	$v_i$	Dg	Sig	Main flux	Lab	$F$	Reference
$^{210}\text{Th}(\alpha)^{206}\text{Ra}$	8052.7	17.			4		Jya		95Uu01
	7962.0	50.	8053	17	1.8	B	JAA		96Ik01 *
$^{209}\text{Bi}(n,\gamma)^{210}\text{Bi}$	4604.5	0.3	4604.63	0.08	0.4	–			71Mo03
	4604.68	0.14			–0.3	–	MMn		83Ts01 Z
	4604.63	0.10			0.0	–	Bdn		03Fi.A
	ave.	4604.64	0.08		0.0	1	100 86 $^{209}\text{Bi}$		average
$^{210}\text{Pb}(\beta^-)^{210}\text{Bi}$	63.5	0.5	63.5	0.5	0.0	1	100 98 $^{210}\text{Pb}$		67Ha03
$^{210}\text{Bi}(\beta^-)^{210}\text{Po}$	1160.5	1.5	1161.3	0.8	0.5	–			62Da03
	1161.5	1.5			–0.1	–			67Hs01
	ave.	1161.0	1.1		0.3	1	52 50 $^{210}\text{Bi}$		average
$^{210}\text{At}(\epsilon)^{210}\text{Po}$	3870	30	3981	8	3.7	B			63Sc15
$^{*210}\text{Bi}(\alpha)^{206}\text{Tl}$	E( $\alpha$ )=4685.3(2,Z), 4648.3(2,Z) to 265.83, 304.90 levels								NDS **
	Their $^{214}\text{Bi}(\alpha)$ may be high too								AHW **
$^{*210}\text{Bi}(\alpha)^{206}\text{Tl}$	E( $\alpha$ )=4946(1), 4909(1) from $^{210}\text{Bi}^m$ at 271.31								NDS921**
	to 265.83, 304.90 levels								NDS909**
$^{*210}\text{At}(\alpha)^{206}\text{Bi}$	E( $\alpha$ )=5523.8, 5464.8, 5441.8(1.5,Z) to ground-state, 59.90, 82.82 lvls								NDS909**
$^{*210}\text{At}(\alpha)^{206}\text{Bi}$	E( $\alpha$ )=5524.1, 5465.3, 5442.8(1.3,Z) to ground-state, 59.90, 82.82 lvls								NDS909**
$^{*210}\text{Ra}(\alpha)^{206}\text{Rn}$	E( $\alpha$ )=7003(10) to ground-state, 6447(5) to 574.9 level								03He06 **
$^{*210}\text{Th}(\alpha)^{206}\text{Ra}$	Low energy; may be escape								96Ik01 **
$^{211}\text{Fr}-^{226}\text{Ra}_{.934}$	–28200	25	–28196	23	0.2	1	82 81 $^{211}\text{Fr}$	MA3	1.0 92Bo28
$^{207}\text{Fr}-^{211}\text{Fr}_{.327}$ $^{205}\text{Fr}_{.673}$	–930	100	–600	50	1.3	U		P24	2.5 82Au01
$^{208}\text{Fr}-^{211}\text{Fr}_{.394}$ $^{206}\text{Fr}_{.606}$	–260	50	*			U		P24	2.5 82Au01
$^{210}\text{Fr}-^{211}\text{Fr}_{.498}$ $^{209}\text{Fr}_{.502}$	580	50	617	26	0.3	U		P24	2.5 82Au01
$^{211}\text{Bi}(\alpha)^{207}\text{Tl}$	6749.5	0.7	6750.3	0.5	1.2	–			61Ry02 Z
	6751.1	0.6			–1.2	–			71Gr17 Z
	ave.	6750.4	0.5		–0.1	1	100 58 $^{211}\text{Bi}$		average
$^{211}\text{Po}(\alpha)^{207}\text{Pb}$	7594.7	0.5			2				62Wa18 Z
$^{211}\text{Po}^m(\alpha)^{207}\text{Pb}$	9056.8	5.			2				82Bo04
$^{211}\text{At}(\alpha)^{207}\text{Bi}$	5979.4	2.	5982.4	1.3	1.5	2			69Go23 Z
	5981.6	3.			0.3	2			82Bo04 *
	5985.9	2.			–1.7	2			85La17 Z
$^{211}\text{Rn}(\alpha)^{207}\text{Po}$	5967.9	2.	5965.4	1.4	–1.2	2			55Mo69 Z
	5963.1	2.			1.2	2			71Go35 Z
$^{211}\text{Fr}(\alpha)^{207}\text{At}$	6660.3	5.	6660	5	0.0	1	99 82 $^{207}\text{At}$		67Va20 Z
$^{211}\text{Ra}(\alpha)^{207}\text{Rn}$	7045.3	5.	7043	4	–0.5	4			67Va22 Z
	7040	5			0.5	4		GSa	03He06 *
$^{211}\text{Ac}(\alpha)^{207}\text{Fr}$	7624.8	8.	7620	50	–0.1	2			68Va04
	7616.7	10.			0.1	2		GSa	00He17
$^{211}\text{Th}(\alpha)^{207}\text{Ra}$	7942.9	14.			6			Jya	95Uu01
$^{211}\text{Pb}(\beta^-)^{211}\text{Bi}$	1378	8	1367	6	–1.4	1	47 42 $^{211}\text{Bi}$		65Co06
$^{*211}\text{At}(\alpha)^{207}\text{Bi}$	Recalibrated as in ref.								91Ry01 **
$^{*211}\text{Ra}(\alpha)^{207}\text{Rn}$	Average of E( $\alpha$ )=6907(5) and several branches to known levels								03He06 **
$^{212}\text{Fr}-^{226}\text{Ra}_{.938}$	–27631	28	–27632	28	0.0	1	97 97 $^{212}\text{Fr}$	MA3	1.0 92Bo28
$^{209}\text{Fr}-^{212}\text{Fr}_{.563}$ $^{205}\text{Fr}_{.437}$	–1270	70	–1205	22	0.4	U		P24	2.5 82Au01
$^{206}\text{Fr}^x-^{212}\text{Fr}_{.139}$ $^{205}\text{Fr}_{.861}$	340	130	*			U		P24	2.5 82Au01
$^{207}\text{Fr}-^{212}\text{Fr}_{.163}$ $^{206}\text{Fr}_{.837}$	–1150	70	*			U		P24	2.5 82Au01
$^{212}\text{Bi}(\alpha)^{208}\text{Tl}$	6207.22	0.04	6207.262	0.028	2.9	o		BIP	61Ry02 Z
	6207.09	0.08			2.1	o		BIP	69Gr28 *
	6207.262	0.028			2			BIP	72Go.A *
$^{212}\text{Bi}^m(\alpha)^{208}\text{Tl}$	6458.1	30.			3				78Ba44
$^{212}\text{Po}(\alpha)^{208}\text{Pb}$	8953.85	0.31	8954.12	0.11	1.1	–			71De52 Z
	8954.25	0.12			–0.4	–			74Hu15 Z
	ave.	8954.12	0.11		0.0	1	100 92 $^{212}\text{Po}$		average
$^{212}\text{Po}^m(\alpha)^{208}\text{Pb}$	11874.6	20.	11865	12	–0.5	2			62Pe15
	11859.3	15.			0.4	2			75Fr.B
$^{212}\text{At}(\alpha)^{208}\text{Bi}$	7829.0	9.	7824	7	–0.5	3			70Re02
	7817.8	10.			0.6	3			96Li37
$^{212}\text{At}^m(\alpha)^{208}\text{Bi}$	8049.3	10.	8050	6	0.1	3			68Va18
	8052.3	9.			–0.2	3			70Re02

Item	Input value	Adjusted value	$\nu_i$	Dg	Sig	Main flux	Lab	F	Reference
$^{212}\text{At}^m(\alpha)^{208}\text{Bi}$	8049.2	10.	8050	6	0.1	3			96Li37
$^{212}\text{Rn}(\alpha)^{208}\text{Po}$	6392.3	5.	6385.0	2.6	-1.4	3			55Mo69 Z
	6382.5	3.			0.9	3			71Go35 Z
$^{212}\text{Fr}(\alpha)^{208}\text{At}$	6531.3	3.	6528.9	1.8	-0.8	2			66Va.A Z
	6528.0	3.			0.3	2			81Va27
	6527.5	3.			0.5	2			82Bo04 *
$^{212}\text{Ra}(\alpha)^{208}\text{Rn}$	7030.0	5.	7031.6	1.7	0.3	5			67Va22 Z
	7034.0	5.			-0.4	5			74Ho27 Z
	7032.2	2.			-0.3	5			82Bo04 Z
	7028	5			0.7	5		GSa	03He06 *
$^{212}\text{Ac}(\alpha)^{208}\text{Fr}$	7521.2	8.	7520	50	0.0	2			68Va04
	7515.1	10.			0.1	2		GSa	00He17
$^{212}\text{Th}(\alpha)^{208}\text{Ra}$	7952.3	10.				6			80Ve01
$^{212}\text{Pa}(\alpha)^{208}\text{Ac}$	8429.4	30.				6		JAA	97Mi03
$^{212}\text{Pb}(\beta^-)^{212}\text{Bi}$	569.3	2.5	569.9	1.9	0.2	-			48Ma30
	576.6	5.			-1.3	-			58Se71
	ave.	570.8	2.2		-0.4	1	73	46	$^{212}\text{Pb}$
$^{212}\text{Bi}(\beta^-)^{212}\text{Po}$	2256	3	2252.1	1.7	-1.3	-			48Fe09
	2250.5	2.5			0.6	-			48Ma30
	ave.	2252.8	1.9		-0.3	1	80	73	$^{212}\text{Bi}$
$^{*212}\text{Bi}(\alpha)^{208}\text{Tl}$	E( $\alpha$ )=6089.86(0.08,Z), 6050.57(0.07,Z) to ground-state, 39.857 level								
$^{*212}\text{Bi}(\alpha)^{208}\text{Tl}$	E( $\alpha$ )=6089.883(0.037,Z), 6050.837(0.028,Z) to ground-state, 39.857 lvl								
$^{*212}\text{Fr}(\alpha)^{208}\text{At}$	E( $\alpha$ )=6341(3) (recalibrated as in ref.) to 63.70 level								
$^{*212}\text{Ra}(\alpha)^{208}\text{Rn}$	E( $\alpha$ )=6898(5) to ground-state, 6269(5) to 635.1 level								
$^{207}\text{Fr}-^{213}\text{Fr}_{.324}$	-2540	330	-2100	60	0.5	U			P24 2.5
$^{208}\text{Fr}-^{213}\text{Fr}_{.279}$	-700	60	*			U			P24 2.5
$^{209}\text{Fr}-^{213}\text{Fr}_{.327}$	-670	60	-700	40	-0.2	U			P24 2.5
$^{209}\text{Fr}-^{213}\text{Fr}_{.196}$	-980	60	-930	40	0.3	1	7	6	$^{208}\text{Fr}$
$^{211}\text{Fr}-^{213}\text{Fr}_{.330}$	-830	60	-744	26	0.6	U			P24 2.5
$^{212}\text{Fr}-^{213}\text{Fr}_{.330}$	270	50	317	28	0.4	U			P24 2.5
$^{213}\text{Bi}(\alpha)^{209}\text{Tl}$	5982.6	6.				2			64Gr11
$^{213}\text{Po}(\alpha)^{209}\text{Pb}$	8537.1	5.	8536.1	2.6	-0.2	-			64Va20 Z
	8536.5	3.			-0.1	-			82Bo04 Z
	ave.	8536.6	2.6		-0.2	1	95	93	$^{213}\text{Po}$
$^{213}\text{At}(\alpha)^{209}\text{Bi}$	9254.2	12.	9254	5	0.0	2			70Bo13
	9254.2	5.			0.0	2		Lvn	87De.A
$^{213}\text{Rn}(\alpha)^{209}\text{Po}$	8245.1	8.	8243	5	-0.3	3			67Va20
	8240.0	10.			0.3	3			70Va13
	8242	10			0.1	3		GSa	00He17 *
$^{213}\text{Fr}(\alpha)^{209}\text{At}$	6904.0	5.	6904.9	1.8	0.2	-			67Va20 Z
	6908.0	5.			-0.6	-			74Ho27 Z
	6904.6	2.			0.2	-			82Bo04 Z
	ave.	6904.9	1.8		0.0	1	100	100	$^{213}\text{Fr}$
$^{213}\text{Ra}(\alpha)^{209}\text{Rn}$	6860.3	5.	6861	4	0.2	4			67Va22 *
	6862.4	5.			-0.2	4			76Ra37 *
$^{213}\text{Ra}^m(\alpha)^{209}\text{Rn}$	8630.4	5.				4			76Ra37
$^{213}\text{Ac}(\alpha)^{209}\text{Fr}$	7505.2	8.	7500	50	-0.1	2			68Va04
	7497.0	10.			0.0	o		GSa	00He17
	7497.0	5.			0.0	2		GSa	02He.A
$^{213}\text{Th}(\alpha)^{209}\text{Ra}$	7841.5	10.	7840	50	-0.1	7			68Va18
	7836.5	10.			0.0	7			80Ve01
$^{213}\text{Pa}(\alpha)^{209}\text{Ac}$	8393.9	15.				4		GSa	00He17
$^{213}\text{Bi}(\beta^-)^{213}\text{Po}$	1430	10	1423	5	-0.7	1	29	22	$^{213}\text{Bi}$
$^{*213}\text{Rn}(\alpha)^{209}\text{Po}$	E( $\alpha$ )=8088(10), 7550(15) to ground-state, 540.3 level								
$^{*213}\text{Ra}(\alpha)^{209}\text{Rn}$	E( $\alpha$ )=6730.7, 6623.7, 6520.7(3,Z) to ground-state, 110.1, 214.7 levels								
$^{*213}\text{Ra}(\alpha)^{209}\text{Rn}$	E( $\alpha$ )=6731.9, 6624.9, 6523.9(5,Z) to ground-state, 110.1, 214.7 levels								

Item	Input value	Adjusted value	$v_i$	Dg	Sig	Main flux Lab	F	Reference
$^{214}\text{Ra}-^{133}\text{Cs}_{1,609}$	152235	22	152236	10	0.0	R		MA8 1.0 03We.A
$^{214}\text{Bi}(\alpha)^{210}\text{Tl}$	5621.3	3.0			2			91Ry01 *
$^{214}\text{Po}(\alpha)^{210}\text{Pb}$	7833.54	0.06	7833.46	0.06	0.0	1	100 98 $^{214}\text{Po}$	71Gr17 Z
$^{214}\text{At}(\alpha)^{210}\text{Bi}$	8987.2	4.			2			82Bo04 Z
$^{214}\text{At}^m(\alpha)^{210}\text{Bi}$	9046.4	8.			2			82Ew01
$^{214}\text{At}^n(\alpha)^{210}\text{Bi}$	9220.8	5.			2			82Ew01 *
$^{214}\text{Rn}(\alpha)^{210}\text{Po}$	9212.6	20.	9208	9	-0.2	2		70To07
	9207.5	10.			0.1	2		70Va13
$^{214}\text{Fr}(\alpha)^{210}\text{At}$	8585.5	8.	8589	4	0.4	4		68Va18 *
	8590.9	5.			-0.5	4		70To18 *
	8583.8	10.			0.5	4		89An.A
$^{214}\text{Fr}^m(\alpha)^{210}\text{At}$	8711.7	8.	8712	4	0.0	4		68Va04 Z
	8711.7	5.			0.0	4		70To18 *
$^{214}\text{Ra}(\alpha)^{210}\text{Rn}$	7271.7	5.	7273	3	0.4	4		67Va22 Z
	7275.6	5.			-0.4	4		74Ho27 Z
	7273.2	10.			0.0	4		GSA 00He17 *
$^{214}\text{Ac}(\alpha)^{210}\text{Fr}$	7351.7	5.	7350	3	-0.3	2		68Va04 Z
	7347.6	10.			0.3	2		89An13
	7347.6	10.			0.3	o		GSA 00He17 *
	7349.6	5.			0.1	2		GSA 02He.A
$^{214}\text{Th}(\alpha)^{210}\text{Ra}$	7828.6	10.	7826	7	-0.3	6		68Va18
	7823.5	10.			0.3	6		80Ve01
$^{214}\text{Pa}(\alpha)^{210}\text{Ac}$	8270.9	15.			6			GSA 00He17
$^{214}\text{Pb}(\beta^-)^{214}\text{Bi}$	1024	20	1019	11	-0.3	1	32 31 $^{214}\text{Bi}$	52Be78 *
$^{214}\text{Bi}(\beta^-)^{214}\text{Po}$	3260	30	3270	11	0.3	-		56Da06
	3275	15			-0.4	-		60Lu07
	ave.	3272	13		-0.2	1	69 69 $^{214}\text{Bi}$	average
* $^{214}\text{Bi}(\alpha)^{210}\text{Tl}$	Recommended to replace the following E( $\alpha$ ):							
*	E( $\alpha$ )=5510.5(1.0)							
*	E( $\alpha$ )=5515.8(3.0)							
* $^{214}\text{At}^n(\alpha)^{210}\text{Bi}$	E( $\alpha$ )=8782(5) to 271.2 level							
* $^{214}\text{Fr}(\alpha)^{210}\text{At}$	E( $\alpha$ )=8425.5, 8352.5(8,Z) to ground-state, 72.7 level							
* $^{214}\text{Fr}(\alpha)^{210}\text{At}$	E( $\alpha$ )=8428.3, 8360.3(5,Z) to ground-state, 72.7 level							
* $^{214}\text{Fr}^m(\alpha)^{210}\text{At}$	E( $\alpha$ )=8546.8, 8477.8(5,Z) to ground-state, 72.7 level							
* $^{214}\text{Ra}(\alpha)^{210}\text{Rn}$	E( $\alpha$ )=7137(10), 6505(15) to ground-state, 641.9 level							
* $^{214}\text{Ac}(\alpha)^{210}\text{Fr}$	E( $\alpha$ )=7210(10), 7080(15) to ground-state, 138.6 level							
* $^{214}\text{Pb}(\beta^-)^{214}\text{Bi}$	E $^-$ =670(20) to 351.92 level, and another branch							
$^{215}\text{Bi}-^{133}\text{Cs}_{1,617}$	154654	16			2			MA8 1.0 03We.A
$^{215}\text{Po}(\alpha)^{211}\text{Pb}$	7526.45	0.8	7526.3	0.8	-0.1	1	99 94 $^{211}\text{Pb}$	71Gr17 Z
$^{215}\text{At}(\alpha)^{211}\text{Bi}$	8178.5	4.			2			82Bo04 Z
$^{215}\text{Rn}(\alpha)^{211}\text{Po}$	8834.7	20.	8839	8	0.2	3		69Ha32
	8839.8	8.			-0.1	3		70Va13
$^{215}\text{Fr}(\alpha)^{211}\text{At}$	9543.0	15.	9540	7	-0.2	3		70Bo13
	9532.7	10.			0.8	3		74No02
	9547.1	10.			-0.6	3		84De16
$^{215}\text{Ra}(\alpha)^{211}\text{Rn}$	8862.7	5.	8864	3	0.3	3		68Va18 Z
	8865.5	5.			-0.2	3		70To18 Z
	8865.3	10.			-0.1	3		GSA 00He17
$^{215}\text{Ac}(\alpha)^{211}\text{Fr}$	7748.4	5.	7744	4	-0.8	2		68Va04 Z
	7746	10			-0.2	o		GSA 00He17 *
	7740.3	5.			0.8	2		GSA 02He.A
$^{215}\text{Th}(\alpha)^{211}\text{Ra}$	7664.9	8.	7665	6	0.1	5		68Va18
	7667.0	10.			-0.1	5		89He03
	7664	15			0.1	5		GSA 00He17 *
$^{215}\text{Pa}(\alpha)^{211}\text{Ac}$	8238.6	15.	8240	50	0.1	3		79Sc09
	8244.7	15.			-0.1	3		GSA 00He17
* $^{215}\text{Ac}(\alpha)^{211}\text{Fr}$	E( $\alpha$ )=7602(10), 7026(15), 6960(15) to ground-state, 583.2, 652.82 lvls							
* $^{215}\text{Th}(\alpha)^{211}\text{Ra}$	E( $\alpha$ )=7520(15), 7387(15), 7336(15) to ground-state, 133.6, 192.4 lvls							



Item	Input value	Adjusted value	$v_i$	Dg	Sig	Main flux	Lab	F	Reference
$^{216}\text{Bi} - ^{133}\text{Cs}_{1,624}$	159852	12			2		MA8	1.0	03We.A
$^{216}\text{Po}(\alpha)^{212}\text{Pb}$	6906.44	0.5	6906.3	0.5	-0.1	1	54 $^{212}\text{Pb}$		71Gr17 Z
$^{216}\text{At}(\alpha)^{212}\text{Bi}$	7949.7	3.	7950	3	0.0	1	100 $^{216}\text{At}$		82Bo04 Z
$^{216}\text{Rn}(\alpha)^{212}\text{Po}$	8199.2	10.	8200	7	0.1	2			61Ru06
	8201.2	10.			-0.1	2			70Va13
$^{216}\text{Fr}(\alpha)^{212}\text{At}$	9175.3	12.				4			70Bo13
$^{216}\text{Ra}(\alpha)^{212}\text{Rn}$	9525.8	8.				4			73No09
$^{216}\text{Ac}(\alpha)^{212}\text{Fr}$	9243.3	8.	9235	6	-1.0	2			70To18 Z
	9223.1	10.				1.2	GSa		00He17
$^{216}\text{Ac}^m(\alpha)^{212}\text{Fr}$	9280.0	5.	9279	4	-0.2	2			70To18 Z
	9284	10			-0.5	0	GSa		00He17 *
	9278.2	5.				0.2	GSa		02He.A
$^{216}\text{Th}(\alpha)^{212}\text{Ra}$	8070.7	8.	8071	6	0.0	6			68Va18
	8071	10			0.0	6	GSa		00He17 *
$^{216}\text{Th}^m(\alpha)^{212}\text{Ra}$	10099.4	20.	10113	12	0.6	6			83Hi08
	10107.4	40.			0.1	6			93An07
	10120.8	15.			-0.5	6	GSa		00He17
$^{216}\text{Pa}(\alpha)^{212}\text{Ac}$	8013.7	20.	8097	15	1.7	B			79Sc09
	8110.5	50.			-0.3	U	JAa		98Ik01
	8097	15				3	GSa		00He17 *
$*^{216}\text{Ac}^m(\alpha)^{212}\text{Fr}$	E( $\alpha$ )=9110(10), 9026(15), 8586(15) to ground-state, 82.4, 542.2 levels								00He17 **
$*^{216}\text{Th}(\alpha)^{212}\text{Ra}$	E( $\alpha$ )=7923(10), 7302(15) to ground-state, 618.3 level								00He17 **
$*^{216}\text{Pa}(\alpha)^{212}\text{Ac}$	E( $\alpha$ )=7948(15), 7815(15) to ground-state, 133.6 level								00He17 **
$^{217}\text{Po}(\alpha)^{213}\text{Pb}$	6660.3	4.				4			77Vy02 Z
$^{217}\text{At}(\alpha)^{213}\text{Bi}$	7200.3	3.	7201.3	1.2	0.4	-			60Vo05 Z
	7200.3	2.			0.5	-			62Wa28 Z
	7204.6	5.			-0.6	-			64Va20 Z
	7193.1	5.			1.6	-	DbA		77Vy02 Z
	7204.0	2.			-1.3	-	BkA		82Bo04
ave.	7201.4	1.2			-0.1	1	99 78 $^{213}\text{Bi}$		average
$^{217}\text{Rn}(\alpha)^{213}\text{Po}$	7887.5	4.	7887.1	2.9	-0.1	2			61Ru06 Z
	7886.9	4.			0.1	2			82Bo04 Z
$^{217}\text{Fr}(\alpha)^{213}\text{At}$	8471.5	8.	8469	4	-0.3	3			70Bo13
	8468.4	5.			0.2	3	Lvn		87De.A
$^{217}\text{Ra}(\alpha)^{213}\text{Rn}$	9159.1	8.	9161	6	0.2	4			70To07
	9163.2	10.			-0.2	4			70Va13
$^{217}\text{Ac}(\alpha)^{213}\text{Fr}$	9831.6	10.				2			73No09
$^{217}\text{Ac}^m(\alpha)^{213}\text{Fr}$	11843.8	17.				2			85De14
$^{217}\text{Th}(\alpha)^{213}\text{Ra}$	9424.1	10.	9433	4	0.9	5			68Va18
	9424.1	20.			0.5	U			73Ha32
	9421.1	15.			0.8	U			00Ni02
	9442	15			-0.6	U	GSa		00He17 *
	9435.6	5.			-0.5	5	GSa		02He29 *
$^{217}\text{Pa}(\alpha)^{213}\text{Ac}$	8486.7	10.	8489	4	0.2	3			68Va18
	8489.8	15.			-0.1	U			79Sc09
	8486.7	50.			0.0	U	JAa		98Ik01
	8490.8	15.			-0.1	U	GSa		00He17
	8489.3	5.			-0.1	3	GSa		02He29 *
$^{217}\text{Pa}^m(\alpha)^{213}\text{Ac}$	10351	20	10349	5	-0.1	U			79Sc09
	10330.8	50.			0.4	U	JAa		98Ik01
	10346.1	15.			0.2	0	GSa		00He17
	10349.1	5.				3	GSa		02He29 *
$^{217}\text{U}(\alpha)^{213}\text{Th}$	8155.6	20.				8			00Ma65
$*^{217}\text{Th}(\alpha)^{213}\text{Ra}$	E( $\alpha$ )=9268(15), 8731(15), 8459(15) to ground-state, 546.35, 822.7 lvls								00He17 **
$*^{217}\text{Th}(\alpha)^{213}\text{Ra}$	E( $\alpha$ )=9261(5), 8725(5), 8455(5) to ground-state, 546.35, 822.7 levels								02He29 **
$*^{217}\text{Pa}(\alpha)^{213}\text{Ac}$	E( $\alpha$ )=8337(5), 7873(5), 7728(5), 7710(5) to gs, 466.1, 612.5, 634.3 lvls								02He29 **
$*^{217}\text{Pa}^m(\alpha)^{213}\text{Ac}$	Average of 5 E( $\alpha$ )'s to known levels								02He29 **



Item	Input value	Adjusted value	$v_i$	Dg	Sig	Main flux Lab	$F$	Reference		
$^{221}\text{Ra}(\alpha)^{217}\text{Rn}$	6878.3	3.	6880.4	2.0	0.7	3		97Li23 *		
$^{221}\text{Ac}(\alpha)^{217}\text{Fr}$	7786.2	10.	7780	50	-0.1	4		70Bo13		
	7782.1	5.			0.0	4	Lvn	87De.A		
	7791.3	15.			-0.2	4		92An.A		
$^{221}\text{Th}(\alpha)^{217}\text{Ra}$	8628.5	5.	8626	4	-0.5	5		70To07 Z		
	8626.0	10.			0.0	5		70Va13 Z		
	8626.4	10.			-0.1	5	Dbb	90An19		
	8614.2	10.			1.1	5	GSa	00He17		
$^{221}\text{Pa}(\alpha)^{217}\text{Ac}$	9247.7	30.				3		89Mi17		
$^{*221}\text{Fr}(\alpha)^{217}\text{At}$	E( $\alpha$ )=6341.1(2,Z), 6125.1(3,Z) to ground-state, 217.6 level							NDS916**		
$^{*221}\text{Fr}(\alpha)^{217}\text{At}$	E( $\alpha$ )=6341.3(2,Z), 6127.2(3,Z) to ground-state, 217.6 level							NDS916**		
$^{*221}\text{Ra}(\alpha)^{217}\text{Rn}$	E( $\alpha$ )=6761.2, 6668.2, 6613.2, 6591.2(5,Z) to gs, 89, 152, 176 levels							NDS916**		
$^{*221}\text{Ra}(\alpha)^{217}\text{Rn}$	E( $\alpha$ )=6610(3,Z) to 149.2 level							97Li23 **		
$^{*221}\text{Ra}(\alpha)^{217}\text{Rn}$	E( $\alpha$ )=6754, 6662, 6607(..) to ground-state, 93.02, 149.2 level							97Li23 **		
$^{222}\text{Fr}-^{226}\text{Ra}_{982}$	-7410	25	-7401	23	0.4	1	82 82 $^{222}\text{Fr}$	MA3	1.0	92Bo28
$^{213}\text{Fr}-^{222}\text{Fr}_{996}$ $^{212}\text{Fr}_{904}$	-1940	60	-1921	25	0.1	U		P24	2.5	82Au01
$^{222}\text{Rn}(\alpha)^{218}\text{Po}$	5590.39	0.3	5590.3	0.3	0.0	1	100 99 $^{218}\text{Po}$			71Gr17 Z
$^{222}\text{Ra}(\alpha)^{218}\text{Rn}$	6680.0	5.	6679	4	-0.2	1	71 65 $^{222}\text{Ra}$			56As38 Z
$^{222}\text{Ac}(\alpha)^{218}\text{Fr}$	7137.5	2.				4				82Bo04 Z
$^{222}\text{Ac}^m(\alpha)^{218}\text{Fr}^p$	7140.3	20.				5				72Es03
$^{222}\text{Th}(\alpha)^{218}\text{Ra}$	8127.7	10.	8127	5	-0.1	4				70To07
	8130.7	8.			-0.5	4				70Va13
	8126.7	15.			0.0	4				92An.A
	8120.6	10.			0.6	4		GSa		00He17
$^{222}\text{Pa}(\alpha)^{218}\text{Ac}^m$	8697.0	30.	8697	13	0.0	7				70Bo13
	8696.7	15.			0.0	7		GSa		95Ho.C
$^{213}\text{Fr}-^{223}\text{Fr}_{087}$ $^{212}\text{Fr}_{913}$	-1900	60	-1919	25	-0.1	U		P24	2.5	82Au01
$^{223}\text{Fr}(\alpha)^{219}\text{At}$	5431.6	80.	5562	3	1.6	U				55Ad10
	5562	3				3				01Li44
$^{223}\text{Ra}(\alpha)^{219}\text{Rn}$	5978.9	0.3	5978.99	0.21	0.3	-		Orm		62Wa18 *
	5979.1	0.3			-0.4	-		BIP		71Gr17 *
	ave.	5979.00	0.21		0.0	1	100 95 $^{219}\text{Rn}$			average
$^{223}\text{Ac}(\alpha)^{219}\text{Fr}$	6783.2	1.0				4				69Le.A *
$^{223}\text{Th}(\alpha)^{219}\text{Ra}$	7568	10	7567	4	-0.1	5				87El02 *
	7567.4	10.			-0.1	5		Dbb		90An19 *
	7566.1	5.			0.1	5				92Li09 *
$^{223}\text{Pa}(\alpha)^{219}\text{Ac}$	8345.0	10.	8330	50	-0.4	5				70Bo13
	8350.0	15.			-0.5	U		Dbb		90An19
	8339.9	15.			-0.3	U		GSa		95Ho.C
	8321.6	5.			0.1	5		Jya		99Ho28
$^{223}\text{U}(\alpha)^{219}\text{Th}$	8940.9	40.				5				91An10
$^{*223}\text{Ra}(\alpha)^{219}\text{Rn}$	E( $\alpha$ )=5747.0(0.4,Z), 5715.7(0.3,Z), 5606.7(0.3,Z) to 126.77, 158.64, 269.48 levels									62Wa18 **
$^{*223}\text{Ra}(\alpha)^{219}\text{Rn}$	E( $\alpha$ )=5747.0(0.40,Z), 5716.23(0.29,Z), 5606.73(0.30,Z) to 126.77, 158.64, 269.48 levels									NDS018**
$^{*223}\text{Ac}(\alpha)^{219}\text{Fr}$	E( $\alpha$ )=6661.6, 6646.7, 6563.7(1.0,Z) to ground-state, 15.0, 98.58 lvls									NDS924**
$^{*223}\text{Th}(\alpha)^{219}\text{Ra}$	E( $\alpha$ )=7324(10) to 113.8, 7285(10) 55% to 140.0, 26% to 152.0 level									92Li09 **
$^{*223}\text{Th}(\alpha)^{219}\text{Ra}$	E( $\alpha$ )=7290(10) 55% to 140.0, 26% to 152.0 level									92Li09 **
$^{*223}\text{Th}(\alpha)^{219}\text{Ra}$	E( $\alpha$ )=7318(5), 7293(5), 7281(5) to 113.8, 140.0, 152.0 levels									92Li09 **
$^{223}\text{Fr}-^{224}\text{Fr}_{747}$ $^{220}\text{Fr}_{253}$	-620	70	-700	50	-0.5	U		P34	2.5	86Au02
$^{222}\text{Fr}-^{224}\text{Fr}_{496}$ $^{220}\text{Fr}_{505}$	10	70	*			U		P24	2.5	82Au01
$^{223}\text{Fr}-^{224}\text{Fr}_{747}$ $^{220}\text{Fr}_{253}$	-410	70	*			U		P24	2.5	82Au01



Item	Input value		Adjusted value		$v_i$	Dg	Sig	Main flux	Lab	$F$	Reference	
$^{226}\text{Pa}(\alpha)^{222}\text{Ac}$	6986.9	10.					5				64Mc21	
$^{226}\text{U}(\alpha)^{222}\text{Th}$	7747.4	30.	7701	4	-1.5	U					73Vi10 *	
	7706.6	15.			-0.4	5					90An22	
	7701.6	5.			-0.1	5			Jya		99Gr28	
	7691.4	10.			0.9	o			GSa		00He17	
	7696.5	10.			0.4	5			GSa		01Ca.B	
$^{226}\text{Np}(\alpha)^{222}\text{Pa}$	8189.1	20.	8200	50	0.2	8					90Ni05	
	8205.5	20.			-0.2	8					94Ye08	
$^{226}\text{Fr}(\beta^-)^{226}\text{Ra}$	3704	100				2					87Ve.A	
$^{226}\text{Ac}(\beta^-)^{226}\text{Th}$	1115	7	1113	5	-0.3	-					68Va17	
	ave.	1115	6		-0.3	1	55	41	$^{226}\text{Th}$		average	
$^{226}\text{Th}(\alpha)^{222}\text{Ra}$	E( $\alpha$ )=6334.6(3,Z), 6224.6(3,Z) to ground-state, 111.12 level										NDS878**	
$^{226}\text{U}(\alpha)^{222}\text{Th}$	E( $\alpha$ )=7430(30) to $2^+$ level at 183.3(0.3)										94Ye08 **	
$^{225}\text{Fr}-^{227}\text{Fr}_{708}$ $^{220}\text{Fr}_{292}$	-410	130	-530	100	-0.4	U			P24	2.5	82Au01	
$^{224}\text{Fr}^x-^{227}\text{Fr}_{493}$ $^{221}\text{Fr}_{507}$	-220	80	*			U			P24	2.5	82Au01	
$^{227}\text{Ac}(\alpha)^{223}\text{Fr}$	5042.27	0.14				2					86Ry04 Z	
$^{227}\text{Th}(\alpha)^{223}\text{Ra}$	6146.60	0.10	6146.60	0.10	0.0	1	100	95	$^{223}\text{Ra}$	BIP	71Gr17 *	
$^{227}\text{Pa}(\alpha)^{223}\text{Ac}$	6581.5	3.	6580.4	2.1	-0.4	5					63Su.A	
	6579.3	3.			0.4	5					90Sh15 *	
$^{227}\text{U}(\alpha)^{223}\text{Th}$	7230	30	7211	14	-0.6	6					69Ha32 *	
	7206	16			0.3	6					91Ho05	
$^{227}\text{Np}(\alpha)^{223}\text{Pa}$	7815.0	20.	7816	14	0.1	6					90Ni05	
	7818.0	20.			-0.1	6					94Ye08	
$^{226}\text{Ra}(n,\gamma)^{227}\text{Ra}$	4561.43	0.27				2			ILn		81Vo03 Z	
$^{227}\text{Fr}(\beta^-)^{227}\text{Ra}$	2476	100				3					75We23	
$^{227}\text{Ac}(\beta^-)^{227}\text{Th}$	45.5	1.0	44.8	0.8	-0.7	-					55Be20	
	43.5	1.5			0.8	-					59No41	
	ave.	44.9	0.8		-0.1	1	99	95	$^{227}\text{Th}$		average	
$^{227}\text{Th}(\alpha)^{223}\text{Ra}$	E( $\alpha$ )=6038.01(0.15,Z), 5977.72(0.10,Z), 5756.89(0.15,Z)										71Gr17 **	
	to ground-state, 61.424, 286.182 levels										NDS018**	
$^{227}\text{Pa}(\alpha)^{223}\text{Ac}$	E( $\alpha$ )=6463, 6421, 6355 (all errors 3 keV, estimated by evaluator)										90Sh15 **	
	to ground-state, 42.4, 50.7, 110.06 levels										NDS018**	
$^{227}\text{U}(\alpha)^{223}\text{Th}$	E( $\alpha$ )=6860(30) to 247(1) level										NDS **	
$^{224}\text{Fr}^x-^{228}\text{Fr}_{491}$ $^{220}\text{Fr}_{509}$	-540	320	*			D			P24	2.5	82Au01 *	
$^{228}\text{Th}(\alpha)^{224}\text{Ra}$	5520.17	0.22	5520.08	0.22	0.0	1	100	56	$^{224}\text{Ra}$		71Gr17 Z	
$^{228}\text{Pa}(\alpha)^{224}\text{Ac}$	6266.7	3.	6264.5	1.5	-0.7	3					58Hi.A *	
	6264.7	3.			-0.1	3					93Sh07 *	
	6263.5	2.			0.5	3					94Ah03 *	
$^{228}\text{U}(\alpha)^{224}\text{Th}$	6803.6	10.				5					61Ru06	
$^{228}\text{Pu}(\alpha)^{224}\text{U}$	7949.7	20.				7			Dbb		94An02	
$^{228}\text{Ra}(\beta^-)^{228}\text{Ac}$	46.7	2.	45.8	0.7	-0.4	3					61To10	
	45.7	1.			0.1	3					72He.A	
	45.7	1.0			0.1	3					95So11	
$^{228}\text{Pa}(\epsilon)^{228}\text{Th}$	2109	15	2152	4	2.9	U					73Ku09	
$^{224}\text{Fr}^x-^{228}\text{Fr}_{491}$ $^{220}\text{Fr}$	Systematical trends suggest $^{228}\text{Fr}$ 880 less bound										GAu **	
$^{228}\text{Pa}(\alpha)^{224}\text{Ac}$	E( $\alpha$ )=6119.2(3,Z), 6106.2(3,Z), 6079.2(3,Z) to 37.2, 51.9, 78.4 levels										93Sh07 **	
$^{228}\text{Pa}(\alpha)^{224}\text{Ac}$	E( $\alpha$ )=6118(3) to 37.2 level										93Sh07 **	
$^{228}\text{Pa}(\alpha)^{224}\text{Ac}$	E( $\alpha$ )=6117(2) to 37.1 level										94Ah03 **	
$^{229}\text{Fr}-^{133}\text{Cs}_{1,722}$	201262	40				2			MA8	1.0	03We.A	
$^{229}\text{Ra}-^{133}\text{Cs}_{1,722}$	197782	21	197769	20	-0.6	1	91	91	$^{229}\text{Ra}$	MA8	1.0	03We.A
$^{229}\text{Th}(\alpha)^{225}\text{Ra}$	5167.4	1.2	5167.6	1.0	0.1	-			Kum		71BaB2 *	
	5168.2	2.			-0.3	-					87He28 Z	
	ave.	5167.6	1.0		0.0	1	99	95	$^{225}\text{Ra}$		average	



Item	Input value		Adjusted value		$v_i$	Dg	Sig	Main flux	Lab	$F$	Reference	
$C_{18} H_{16} - {}^{232}\text{Th}$	87142.4	2.	87145.2	2.1	0.6	1	18	18	${}^{232}\text{Th}$	M20	2.5	73Br06
$C_{24} H_{16} - {}^{232}\text{Th} \text{ } ^{37}\text{Cl} \text{ } ^{35}\text{Cl}$	152393.4	1.8	152389.9	2.1	-0.8	1	23	23	${}^{232}\text{Th}$	M20	2.5	73Br06
${}^{232}\text{Th}(\alpha) {}^{228}\text{Ra}$	4081.6	1.4				2						89Sa01 *
${}^{232}\text{U}(\alpha) {}^{228}\text{Th}$	5413.63	0.09				2						72Go33 *
${}^{232}\text{Pu}(\alpha) {}^{228}\text{U}$	6716.0	10.				6			BIP			73Ja06
${}^{232}\text{Ac}(\beta^-) {}^{232}\text{Th}$	3700	100				2						90Be.B
${}^{232}\text{Pa}(\beta^-) {}^{232}\text{U}$	1344	20	1337	7	-0.3	3						63Bj01
	1336	8			0.1	3						71Ka42
* ${}^{232}\text{Th}(\alpha) {}^{228}\text{Ra}$	E( $\alpha$ )=4012.3(1.4), 3947.2(2.0) to ground-state, 63.823 level										NDS973**	
* ${}^{232}\text{U}(\alpha) {}^{228}\text{Th}$	E( $\alpha$ )=5320.12(0.14,Z), 5263.36(0.09,Z) to ground-state, 57.759 level										NDS973**	
${}^{233}\text{U}(\alpha) {}^{229}\text{Th}$	4908.4	1.2	4908.5	1.2	0.2	1	94	68	${}^{229}\text{Th}$	Kum		68Ba25 Z
${}^{233}\text{Np}(\alpha) {}^{229}\text{Pa}$	5628.5	50.				2						50Ma14
${}^{233}\text{Pu}(\alpha) {}^{229}\text{U}$	6416.3	20.				6						57Th10
${}^{233}\text{Am}(\alpha) {}^{229}\text{Np}^p$	6898	17				8						00Sa52
${}^{233}\text{Cm}(\alpha) {}^{229}\text{Pu}$	7468.5	10.				8			GSa			01Ca.B
${}^{232}\text{Th}(n,\gamma) {}^{233}\text{Th}$	4786.69	0.25	4786.39	0.09	-1.2	-						74Ke13 Z
	4786.34	0.10			0.5	-						03Fi.A
ave.	4786.39	0.09			0.0	1	100	93	${}^{233}\text{Th}$	Bdn		average
${}^{233}\text{Th}(\beta^-) {}^{233}\text{Pa}$	1245	3	1243.1	1.4	-0.6	1	22	15	${}^{233}\text{Pa}$			57Fr.A *
${}^{233}\text{Pa}(\beta^-) {}^{233}\text{U}$	568	4	570.1	2.0	0.5	-						54Br37
	568	5			0.4	-						55On05
	568	5			0.4	-						63Bl03
ave.	568.0	2.6			0.8	1	58	48	${}^{233}\text{U}$			average
* ${}^{233}\text{Th}(\beta^-) {}^{233}\text{Pa}$	PrvCom to ref.										58St50 **	
${}^{234}\text{U}(\alpha) {}^{230}\text{Th}$	4857.4	1.0	4857.7	0.7	0.4	-						55Go.A Z
	4860.4	2.			-1.3	-						67Ba43 Z
ave.	4857.9	0.9			-0.2	1	57	36	${}^{234}\text{U}$			average
${}^{234}\text{Pu}(\alpha) {}^{230}\text{U}$	6310.1	5.				3						60Ho.A *
${}^{234}\text{Am}(\alpha) {}^{230}\text{Np}^p$	6572.6	20.				8						90Ha02
${}^{234}\text{Cm}(\alpha) {}^{230}\text{Pu}$	7365.2	10.				7			GSa			01Ca.B
${}^{234}\text{U}(d,t) {}^{233}\text{U}$	-579	6	-587.4	2.1	-1.4	1	12	11	${}^{233}\text{U}$	ANL		67Er02
${}^{234}\text{Th}(\beta^-) {}^{234}\text{Pa}^m$	192	2	195.1	1.0	1.5	3						55De40
	193	2			1.0	3						63Bj02
	198.	1.5			-1.9	3						73Go40
${}^{234}\text{Pa}^m(\text{IT}) {}^{234}\text{Pa}$	78	3				4						NDS
${}^{234}\text{Np}(\beta^+) {}^{234}\text{U}$	1812	10	1810	8	-0.2	2						67Ha04
	1805	15			0.3	2						67Wa09
* ${}^{234}\text{Pu}(\alpha) {}^{230}\text{U}$	With correction like in ref.										91Ry01 **	
${}^{235}\text{U} - C_{18} H_{18}$	-96932.8	3.8	-96920.7	2.0	1.3	U				M20	2.5	73Br06
$C_{18} H_{20} - {}^{235}\text{U}$	112584.2	4.8	112570.7	2.0	-1.1	U				M20	2.5	73Br06
${}^{235}\text{U}(\alpha) {}^{231}\text{Th}$	4678	2	4678.3	0.7	0.1	-						60Ba44
	4681	3			-0.9	-						60Vo07
	4675.5	3.0			0.9	-						64Sc27
	4677	3			0.4	-						66Ga03
ave.	4677.9	1.3			0.3	1	29	17	${}^{235}\text{U}$			average
${}^{235}\text{Np}(\alpha) {}^{231}\text{Pa}$	5197.2	2.0	5194.0	1.5	-1.6	1	56	42	${}^{231}\text{Pa}$	Bka		73Br12 *
${}^{235}\text{Pu}(\alpha) {}^{231}\text{U}$	5951.5	20.				3						57Th10
${}^{235}\text{Am}(\alpha) {}^{231}\text{Np}^p$	6552	100				8						99Sa.D
${}^{234}\text{U}(n,\gamma) {}^{235}\text{U}$	5297.1	0.5	5297.49	0.23	0.8	-						72Ri08 Z
	5297.4	0.3			0.3	-						77Ko15 Z
ave.	5297.32	0.26			0.6	1	81	50	${}^{234}\text{U}$			average

Item	Input value		Adjusted value		$\nu_i$	Dg	Sig	Main flux Lab	F	Reference	
$^{235}\text{Th}(\beta^-)^{235}\text{Pa}$	1470	80	1920	70	5.7	B				89Yu01	
$^{235}\text{Pa}(\beta^-)^{235}\text{U}$	1410	50				2				68Tr07	
$^{235}\text{Np}(\epsilon)^{235}\text{U}$	123.5	2.	124.2	0.9	0.4	–				58Gi05	
	123.6	1.			0.6	–				72Mc25	
	ave.	123.6	0.9		0.7	1	91	86 $^{235}\text{Np}$		average	
* $^{235}\text{Np}(\alpha)^{231}\text{Pa}$	E( $\alpha$ )=5105.2(3), 5097.2(3), 5050.8(2,Z), 5024.8(2,Z), 4924.8(2,Z)									AHW **	
*	to gs and levels at 9.21, 58.57, 84.21, 183.50									NDS018**	
$^{236}\text{U}(\alpha)^{232}\text{Th}$	4573.1	1.0	4573.1	0.9	0.0	1	78	69 $^{232}\text{Th}$		78Ba.C	
$^{236}\text{Pu}(\alpha)^{232}\text{U}$	5867.15	0.08				3				84Ry02 Z	
$^{235}\text{U}(\text{n},\gamma)^{236}\text{U}$	6545	2	6545.45	0.26	0.2	U				70Ka22	
	6545.1	0.5			0.7	–				74Ju.B Z	
	6545.4	0.5			0.1	–				75We.A Z	
	ave.	6545.2	0.4		0.6	1	54	32 $^{236}\text{U}$		average	
$^{236}\text{Pa}(\beta^-)^{236}\text{U}$	3350	100	2900	200	–4.5	B				63Wo04	
	2900	200				2				68Tr07	
$^{236}\text{Np}^m(\text{IT})^{236}\text{Np}$	60	50				5				NDS915	
$^{236}\text{Np}^m(\beta^-)^{236}\text{Pu}$	525	10	537	6	1.2	4				56Gr11	
	544	8			–0.9	4				69Le05	
$^{237}\text{Np}(\alpha)^{233}\text{Pa}$	4956.7	1.5	4958.3	1.2	1.0	–			Kum	68Ba25 *	
	4959.9	3.			–0.5	–				69Va06	
	ave.	4957.3	1.3		0.7	1	77	75 $^{233}\text{Pa}$		average	
$^{237}\text{Pu}(\alpha)^{233}\text{U}$	5747	5	5748.4	2.3	0.3	1	21	15 $^{233}\text{U}$		93Dm02	
$^{237}\text{Am}(\alpha)^{233}\text{Np}^p$	6146.2	5.				4				75Ah05 Z	
$^{236}\text{U}(\text{n},\gamma)^{237}\text{U}$	5125.9	0.5	5125.8	0.5	–0.3	1	83	83 $^{237}\text{U}$	BNn	79Vo05 Z	
$^{237}\text{Pa}(\beta^-)^{237}\text{U}$	2250	100				2				74Ka05	
$\text{C}_{18}\text{H}_{22}-^{238}\text{U}$	121366.0	2.4	121362.5	2.0	–0.6	1	12	12 $^{238}\text{U}$	M20	2.5	73Br06
$\text{C}_{24}\text{H}_{20}-^{238}\text{U}$	168010.8	1.4	168007.0	2.0	–1.1	1	34	34 $^{238}\text{U}$	M20	2.5	73Br06
$^{238}\text{U}(\alpha)^{234}\text{Th}$	4271.5	5.	4269.7	2.9	–0.3	2				57Ha08 Z	
	4265.1	5.			0.9	2				60Vo07 Z	
	4272.9	5.			–0.6	2				61Ko11 Z	
$^{238}\text{Pu}(\alpha)^{234}\text{U}$	5593.20	0.2	5593.20	0.19	0.4	1	90	76 $^{238}\text{Pu}$		71Gr17 Z	
$^{238}\text{Am}(\alpha)^{234}\text{Np}$	6041.7	30.				3				72Ah04	
$^{238}\text{Cm}(\alpha)^{234}\text{Pu}$	6611.5	50.	6620	40	0.2	4				48St.A *	
	6632.0	50.			–0.2	4				52Hi.A	
$^{238}\text{U}(\text{n},\alpha)^{235}\text{Th}$	8700	50				2				81Wa11	
$^{237}\text{Np}(\text{n},\gamma)^{238}\text{Np}$	5488.32	0.20				2			BNn	79Io01 Z	
$^{238}\text{Pa}(\beta^-)^{238}\text{U}$	3460	60				2				85Ba57 *	
* $^{238}\text{Cm}(\alpha)^{234}\text{Pu}$	PrvCom to ref.									58St50 **	
* $^{238}\text{Pa}(\beta^-)^{238}\text{U}$	Reports result from thesis									82Gi.A **	
$^{239}\text{Pu}(\alpha)^{235}\text{U}$	5244.60	0.25	5244.51	0.21	–0.4	1	68	44 $^{239}\text{Pu}$		79Ry.A *	
$^{239}\text{Am}(\alpha)^{235}\text{Np}$	5924.6	2.0	5922.4	1.4	–1.1	2			Bka	71Go01 *	
	5920.2	2.0			1.1	2				75Ah05 *	
$^{239}\text{Cf}(\alpha)^{235}\text{Cm}^p$	7760.1	25.				10				81Mu12	
$^{238}\text{U}(\text{n},\gamma)^{239}\text{U}$	4806.55	0.30	4806.38	0.17	–0.6	2			ANL	72Bo46 Z	
	4806.30	0.21			0.4	2			ILn	79Br25 Z	
$^{238}\text{Pu}(\text{n},\gamma)^{239}\text{Pu}$	5646.7	0.5	5646.2	0.3	–1.0	1	38	24 $^{238}\text{Pu}$		75Ma.A Z	
$^{239}\text{Np}(\beta^-)^{239}\text{Pu}$	722.5	1.0	722.5	1.0	0.0	1	98	98 $^{239}\text{Np}$		59Co63	
* $^{239}\text{Pu}(\alpha)^{235}\text{U}$	E( $\alpha$ )=5156.59(0.25,Z) to 0.08 level									NDS **	
* $^{239}\text{Am}(\alpha)^{235}\text{Np}$	E( $\alpha$ )=5824.6(4,Z), 5775.6(2,Z), 5733.6(2,Z) to gs, 49.10, 91.6 levels									NDS033**	
* $^{239}\text{Am}(\alpha)^{235}\text{Np}$	E( $\alpha$ )=5772.7(2,Z) to 49.10 level									NDS033**	



Item	Input value		Adjusted value		$\nu_i$	Dg	Sig	Main flux	Lab	F	Reference
$^{240}\text{Pu}(\alpha)^{236}\text{U}$	5255.88	0.15	5255.75	0.14	-0.3	1	90	59	$^{236}\text{U}$		72Go33 Z
$^{240}\text{Am}(\alpha)^{236}\text{Np}^p$	5468.9	1.0				3					70Go42 Z
$^{240}\text{Cm}(\alpha)^{236}\text{Pu}$	6397.8	0.6				4			Kum		71BaB2 *
$^{240}\text{Cf}(\alpha)^{236}\text{Cm}$	7718.9	10.				8					70Si19
$^{239}\text{Pu}(n,\gamma)^{240}\text{Pu}$	6534.1	1.0	6534.20	0.23	0.1	-					70Ch.A
	6534.3	0.4			-0.3	-					74Ju.B Z
	6534.2	0.4			0.0	-					75We.A Z
ave.	6534.24	0.27			-0.1	1	73	41	$^{239}\text{Pu}$		average
$^{240}\text{U}(\beta^-)^{240}\text{Np}^m$	386	20	380	22	-0.3	R					53Kn23
$^{240}\text{Np}^m(\text{IT})^{240}\text{Np}$	20	15				3					81Hs02
$^{240}\text{Np}(\beta^-)^{240}\text{Pu}$	2199	30	2188	15	-0.4	2					51Or.A
$^{240}\text{Np}^m(\beta^-)^{240}\text{Pu}$	2210	20	2208	21	-0.1	R					59Bu20
$^{240}\text{Am}(\epsilon)^{240}\text{Pu}$	1395	35	1385	14	-0.3	R					72Ah07
* $^{240}\text{Cm}(\alpha)^{236}\text{Pu}$	E( $\alpha$ )=6290.5, 6247.7(0.6,Z) to ground-state, 44.63 level										NDS915**
$^{241}\text{Pu}(\alpha)^{237}\text{U}$	5139.6	3.	5140.0	0.5	0.1	-					68Ah01 *
	5139.3	1.2			0.6	-			Kum		68Ba25 *
ave.	5139.3	1.1			0.6	1	18	17	$^{237}\text{U}$		average
$^{241}\text{Am}(\alpha)^{237}\text{Np}$	5637.81	0.12	5637.82	0.12	0.1	1	100	98	$^{237}\text{Np}$		71Gr17 *
$^{241}\text{Cm}(\alpha)^{237}\text{Pu}$	6182.8	2.0	6185.2	0.6	1.2	U					67Ba42 *
	6185.2	0.6			0.0	-			Kum		71BaB2 *
	6185.0	2.0			0.1	-					75Ah05 *
ave.	6185.2	0.6			0.0	1	99	94	$^{237}\text{Pu}$		average
$^{241}\text{Cf}(\alpha)^{237}\text{Cm}^p$	7459.0	5.				9					70Si19
$^{241}\text{Es}(\alpha)^{237}\text{Bk}^p$	8064.1	30.	8250	20	6.2	C			GSa		85Hi.A *
	8250.2	20.				11			GSa		96Ni09
$^{240}\text{Pu}(n,\gamma)^{241}\text{Pu}$	5241.3	0.7	5241.521	0.030	0.3	U					75Ma.A
	5241.52	0.03			0.0	1	100	62	$^{241}\text{Pu}$	ILn	98Wh01 Z
$^{241}\text{Am}(d,t)^{240}\text{Am}$	-388	15	-390	14	-0.1	2				Kop	76Gr19
$^{241}\text{Np}(\beta^-)^{241}\text{Pu}$	1360	100	1300	70	-0.6	2					59Va32
	1250	100			0.5	2					66Qa02
$^{241}\text{Pu}(\beta^-)^{241}\text{Am}$	20.8	0.2	20.78	0.13	-0.1	-					56Sh31
	20.7	0.3			0.3	-					99Dr13
	20.78	0.20			0.0	-					99Ya.A
ave.	20.77	0.13			0.1	1	100	98	$^{241}\text{Am}$		average
$^{241}\text{Cm}(\epsilon)^{241}\text{Am}$	767.5	1.2	767.4	1.2	-0.1	1	95	95	$^{241}\text{Cm}$		89Su.A *
* $^{241}\text{Pu}(\alpha)^{237}\text{U}$	E( $\alpha$ )=4896.6(3,Z), 4853.6(3,Z) to 159.96, 204.19 levels										NDS869**
* $^{241}\text{Pu}(\alpha)^{237}\text{U}$	E( $\alpha$ )=4896.3(1.2,Z), 4853.3(1.2,Z) to 159.96, 204.19 levels										NDS869**
* $^{241}\text{Am}(\alpha)^{237}\text{Np}$	E( $\alpha$ )=5485.56(0.12,Z), 5442.80(0.13,Z) to 59.54, 102.96 levels										NDS **
* $^{241}\text{Cm}(\alpha)^{237}\text{Pu}$	E( $\alpha$ )=6080.6(2,Z), 5926.6(2,Z) to ground-state, 155.45 level										NDS869**
* $^{241}\text{Cm}(\alpha)^{237}\text{Pu}$	E( $\alpha$ )=5939.0(0.6,Z), 5884.7(0.6,Z) to 145.54, 201.18 levels										NDS869**
* $^{241}\text{Cm}(\alpha)^{237}\text{Pu}$	E( $\alpha$ )=5938.7(2,Z), 5884.7(2,Z) to 145.54, 201.18 levels										NDS869**
* $^{241}\text{Es}(\alpha)^{237}\text{Bk}^p$	C: new data of same group (next item) is much safer										96Ni09 **
* $^{241}\text{Cm}(\epsilon)^{241}\text{Am}$	Q( $\epsilon$ )=5.5(1.2) to 636.86 level										AHW **
$^{242}\text{Pu}(\alpha)^{238}\text{U}$	4987.3	2.0	4984.5	1.0	-1.4	-					53As.A *
	4989.5	3.0			-1.7	U					56Ko67 *
	4982.9	1.2			1.4	-			Kum		68Ba25 *
ave.	4984.1	1.0			0.4	1	93	54	$^{238}\text{U}$		average
$^{242}\text{Am}(\alpha)^{238}\text{Np}$	5587.5	0.5	5588.50	0.25	2.0	U					79Ba67 *
	5589.9	0.8			-1.8	U					90Ho02 *
$^{242}\text{Cm}(\alpha)^{238}\text{Pu}$	6215.63	0.08				2					71Gr17 Z
$^{242}\text{Cf}(\alpha)^{238}\text{Cm}$	7516.9	4.				5					70Si19 Z
$^{242}\text{Es}(\alpha)^{238}\text{Bk}^p$	7982.2	30.	8053	20	2.4	C			GSa		85Hi.A
	8053.2	20.				11			GSa		96Ni09

Item	Input value	Adjusted value	$v_i$	Dg	Sig	Main flux	Lab	F	Reference
$^{241}\text{Pu}(n,\gamma)^{242}\text{Pu}$	6309.5	0.7	6309.7	0.7	0.3	1	96 61 $^{242}\text{Pu}$		72Ma.A
$^{241}\text{Am}(n,\gamma)^{242}\text{Am}$	5537.64	0.1			2		ILn		88Sa18 Z
$^{242}\text{Np}(\beta^-)^{242}\text{Pu}$	2700	200			2				79Ha26
* $^{242}\text{Pu}(\alpha)^{238}\text{U}$	E( $\alpha$ )=4904.6, 4860.6(2,Z) to ground-state, 44.916 level								
* $^{242}\text{Pu}(\alpha)^{238}\text{U}$	E( $\alpha$ )=4905.2(3,Z), 4863.2(3,Z) to ground-state, 44.916 level								
* $^{242}\text{Pu}(\alpha)^{238}\text{U}$	E( $\alpha$ )=4900.4(1.2,Z), 4856.1(1.2,Z) to ground-state, 44.916 level								
* $^{242}\text{Am}(\alpha)^{238}\text{Np}$	E( $\alpha$ )=5206.6(0.5,Z), 5141.4(0.5,Z) from $^{242}\text{Am}^m$ to 342.439, 407.59 lvls								
* $^{242}\text{Am}(\alpha)^{238}\text{Np}$	E( $\alpha$ )=5208.3(0.8,Z), 5144.3(0.9,Z) from $^{242}\text{Am}^m$ to 342.40, 407.58 lvls								
$^{243}\text{Am}(\alpha)^{239}\text{Np}$	5438.8	1.0	5438.8	1.0	0.0	1	98 96 $^{243}\text{Am}$	Kum	68Ba25 *
$^{243}\text{Cm}(\alpha)^{239}\text{Pu}$	6168.8	1.0			2				69Ba57 *
$^{243}\text{Bk}(\alpha)^{239}\text{Am}$	6874.4	4.			3				66Ah.A Z
$^{243}\text{Cf}(\alpha)^{239}\text{Cm}^p$	7178	10			5				67Fi04 *
$^{243}\text{Es}(\alpha)^{239}\text{Bk}$	8072.1	10.			10				89Ha27
$^{243}\text{Es}(\alpha)^{239}\text{Bk}^p$	8031.4	3.			11				89Ha27
	8027.3	20.	8031	3	0.2	U		GSa	93Ho.A
$^{243}\text{Fm}(\alpha)^{239}\text{Cf}$	8689.1	25.			11				81Mu12
$^{242}\text{Pu}(n,\gamma)^{243}\text{Pu}$	5034.2	3.	5034.2	2.6	0.0	1	75 75 $^{243}\text{Pu}$		76Ca25
$^{243}\text{Pu}(\beta^-)^{243}\text{Am}$	578	10	579.4	2.9	0.1	-			69Ho10
	580	10			-0.1	-			77Dr07
	ave.	579	7		0.1	1	17 13 $^{243}\text{Pu}$		average
* $^{243}\text{Am}(\alpha)^{239}\text{Np}$	E( $\alpha$ )=5275.2(1.0,Z), 5233.3(1.0,Z) to 74.66, 117.84 levels								
* $^{243}\text{Cm}(\alpha)^{239}\text{Pu}$	E( $\alpha$ )=5785.7(1.0,Z), 5742.8(1.0,Z) to 285.46, 330.13 levels								
* $^{243}\text{Cf}(\alpha)^{239}\text{Cm}^p$	Unhindered E( $\alpha$ )=7060(10); there is a weaker E( $\alpha$ )=7170(10)								
$^{244}\text{Pu}(\alpha)^{240}\text{U}$	4665.6	1.0			2				69Be06 Z
$^{244}\text{Cm}(\alpha)^{240}\text{Pu}$	5901.74	0.05			2		BIP		71Gr17 *
$^{244}\text{Bk}(\alpha)^{240}\text{Am}$	6778.8	4.			3				66Ah.B *
$^{244}\text{Cf}(\alpha)^{240}\text{Cm}$	7327.1	2.	7328.9	1.8	0.9	5			67Fi04 Z
	7336.4	4.			-1.8	5			67Si08 Z
$^{244}\text{Es}(\alpha)^{240}\text{Bk}^p$	7696.4	20.			7				73Es02
$^{244}\text{Pu}(t,\alpha)^{243}\text{Np}^p$	12405	10			2				79Fi02
$^{244}\text{Pu}(d,t)^{243}\text{Pu}$	234	5	236	4	0.4	1	69 65 $^{244}\text{Pu}$	ANL	76Ca25
$^{243}\text{Am}(n,\gamma)^{244}\text{Am}^m$	5277.90	0.07			2		ILn		84Vo07 Z
$^{244}\text{Am}^m(\text{IT})^{244}\text{Am}$	85.0	1.0	88.6	1.7	3.6	F			84Ho02 *
$^{244}\text{Am}(\beta^-)^{244}\text{Cm}$	1427.3	1.0			3				62Va08 *
* $^{244}\text{Cm}(\alpha)^{240}\text{Pu}$	E( $\alpha$ )=5804.77(0.05,Z), 5762.16(0.03,Z) to ground-state, 42.82 level								
* $^{244}\text{Bk}(\alpha)^{240}\text{Am}$	E( $\alpha$ )=6667.5(4,Z), 6625.5(3,Z) to ground-state, 42.82 level								
* $^{244}\text{Am}^m(\text{IT})^{244}\text{Am}$	F: value in Fig. 1 only, no source no error								
* $^{244}\text{Am}(\beta^-)^{244}\text{Cm}$	E $^-$ =387(1) to 1040.18 level								
$^{245}\text{Cm}(\alpha)^{241}\text{Pu}$	5623	1			2		Kum		75Ba65
$^{245}\text{Bk}(\alpha)^{241}\text{Am}$	6454.7	4.	6454.5	1.4	0.0	2			74Po08 *
	6454.5	1.5			0.0	2			75Ba25 *
$^{245}\text{Cf}(\alpha)^{241}\text{Cm}$	7257.5	2.0	7258.5	1.9	0.5	2			67Fi04
	7265	5			-1.3	2			96Ma72
$^{245}\text{Es}(\alpha)^{241}\text{Bk}$	7909.4	3.			3				89Ha27
$^{245}\text{Es}(\alpha)^{241}\text{Bk}^p$	7858.5	1.			4				89Ha27
$^{245}\text{Fm}(\alpha)^{241}\text{Cf}^p$	8285.5	20.			11				67Nu01
$^{245}\text{Md}^m(\alpha)^{241}\text{Es}^p$	8824.3	20.			13		GSa		96Ni09 *
$^{244}\text{Pu}(d,p)^{245}\text{Pu}$	2558	15	2546	14	-0.8	2		ANL	75Er.A *
$^{245}\text{Pu}(\beta^-)^{245}\text{Am}$	1257	30	1206	15	-1.7	R			68Da02
* $^{245}\text{Bk}(\alpha)^{241}\text{Am}$	E( $\alpha$ )=6349.0, 6309.0, 6146.0, 5886.0 (all 4,Z) to ground-state, 41.18, 205.88, 471.81 levels								
* $^{245}\text{Bk}(\alpha)^{241}\text{Am}$	E( $\alpha$ )=6347.8, 6307.8, 6146.8, 5885.8 recalibrated as in ref. to ground-state, 41.18, 205.88, 471.81 levels								
* $^{245}\text{Md}^m(\alpha)^{241}\text{Es}^p$	Second E( $\alpha$ ) 8635(20)								
* $^{244}\text{Pu}(d,p)^{245}\text{Pu}$	Q=2252(15) to 306 level								



Item	Input value	Adjusted value	$v_i$	Dg	Sig	Main flux Lab	F	Reference
$^{249}\text{Md}^m(\alpha)^{245}\text{Es}^q$	8212.2	20.			7	GSa		01He35
$^{248}\text{Cm}(n,\gamma)^{249}\text{Cm}$	4713.37	0.25			2	ILn		82Ho07 Z
$^{249}\text{Bk}(\beta^-)^{249}\text{Cf}$	125	2	124.0	1.4	-0.5			59Va02
	123	2			0.5			74Gl10
$^{*249}\text{Bk}(\alpha)^{245}\text{Am}$	E( $\alpha$ )=5431.8, 5412.8, 5384.8(all 2,Z) to gs, 19.20, 47.07 levels							NDS929**
$^{*249}\text{Bk}(\alpha)^{245}\text{Am}$	E( $\alpha$ )=5437.1(1.0,Z) to ground-state. Energies of higher branches rather different from ref, calibrated with same ground-state $\alpha$							71BaB2 **
$^{*249}\text{Cf}(\alpha)^{245}\text{Cm}$	E( $\alpha$ )=6193.8(0.7,Z), 5813.3(1.0,Z) to ground-state, 388.18 level							NDS929**
$^{*249}\text{Md}(\alpha)^{245}\text{Es}^p$	E( $\alpha$ )=8022(20) partly sum with conversion electrons							01He35 **
$^{250}\text{Cf}(\alpha)^{246}\text{Cm}$	6129.1	0.6	6128.44	0.19	-1.1			71BaB2
	6128.44	0.2			0.4	Kum		86Ry04 Z
$^{250}\text{Fm}(\alpha)^{246}\text{Cf}$	7540.7	30.	7557	12	0.5			66Ak01
	7561.1	30.			-0.1			73Es01
	7560.1	15.			-0.2			77Be36
	7556.0	35.			0.0			81Mu06
$^{250}\text{Md}(\alpha)^{246}\text{Es}^p$	7947.4	30.	7959	17	0.4			73Es01
	7964.7	20.			-0.3			85He22
$^{248}\text{Cm}(t,p)^{250}\text{Cm}$	2064	10						73Ba72
$^{251}\text{Cf}(\alpha)^{247}\text{Cm}$	6175.8	1.0				Kum		71BaB2 *
$^{251}\text{Es}(\alpha)^{247}\text{Bk}$	6593.5	5.	6596.7	2.6	0.6			70Ah01 *
	6597.8	3.			-0.4			79Ah03 *
$^{251}\text{Fm}(\alpha)^{247}\text{Cf}$	7425.1	2.0						73Ah02 *
$^{251}\text{Md}(\alpha)^{247}\text{Es}^p$	7672.5	20.						73Es01
$^{251}\text{No}(\alpha)^{247}\text{Fm}^p$	8739.5	20.	8757	9	0.8	Bka		67Gh01
	8732.4	15.			1.6	GSa		89He03
	8762.9	20.			-0.3	GSa		97He29
	8760.9	20.			-0.4	GSa		01He35
$^{251}\text{No}^m(\alpha)^{247}\text{Fm}^q$	8619.6	30.				GSa		97He29 *
$^{251}\text{Cm}(\beta^-)^{251}\text{Bk}$	1420	20						78Lo13
$^{251}\text{Bk}(\beta^-)^{251}\text{Cf}$	1093	10						84Li05
$^{*251}\text{Cf}(\alpha)^{247}\text{Cm}$	E( $\alpha$ )=5680.1(1.0,Z) to 403.6(1.0) level							NDS926**
$^{*251}\text{Es}(\alpha)^{247}\text{Bk}$	E( $\alpha$ )=6488.5(5,Z), 6458.5(5,Z) to ground-state, 29.9 level							NDS926**
$^{*251}\text{Es}(\alpha)^{247}\text{Bk}$	E( $\alpha$ )=6492.8(3,Z), 6462.8(3,Z) to ground-state, 29.9 level							NDS926**
$^{*251}\text{Fm}(\alpha)^{247}\text{Cf}$	E( $\alpha$ )=7305.7(3,Z), 6833.7(2,Z) to ground-state and 480.4 level							NDS926**
$^{*251}\text{No}^m(\alpha)^{247}\text{Fm}^q$	Only 2 cases. See $^{255}\text{Rf}^m(\alpha)$							97He29 **
$^{*251}\text{No}^m(\alpha)^{247}\text{Fm}^q$	Not found in later work on $^{251}\text{No}$ decay							01He35 **
$^{252}\text{Cf}(\alpha)^{248}\text{Cm}$	6216.95	0.04						86Ry04 Z
$^{252}\text{Es}(\alpha)^{248}\text{Bk}^p$	6739.5	3.						73Fi06 *
$^{252}\text{Fm}(\alpha)^{248}\text{Cf}$	7152.7	2.						84Ah02 *
$^{252}\text{No}(\alpha)^{248}\text{Fm}$	8545.9	20.	8550	6	0.2			67Gh01
	8551.0	6.			-0.2			77Be09
	8542.8	15.			0.5			85He.A
$^{252}\text{Lr}(\alpha)^{248}\text{Md}^p$	9163.8	20.				GSa		01He35
$^{252}\text{Es}(\epsilon)^{252}\text{Cf}$	1260	50						73Fi06 *
$^{*252}\text{Es}(\alpha)^{248}\text{Bk}^p$	E( $\alpha$ )=6632.1(3,Z), 6522.1(3,Z) to 0, 70.64 above $^{248}\text{Bk}^p$							NDS898**
$^{*252}\text{Fm}(\alpha)^{248}\text{Cf}$	E( $\alpha$ )=7038.9(2,Z), 6998.1(2,Z) to ground-state, 41.53 level							NDS902**
$^{*252}\text{Es}(\epsilon)^{252}\text{Cf}$	pK to 969.83 level, recalculated for non-unique first forbidden or allowed transition; unique first forbidden would give 1440(100)							AHW **
$^{*252}\text{Es}(\epsilon)^{252}\text{Cf}$								AHW **
$^{253}\text{Cf}(\alpha)^{249}\text{Cm}$	6127.3	5.	6126	4	-0.3			66Rg01 *
	6124.6	5.			0.3			68Be21 *
$^{253}\text{Es}(\alpha)^{249}\text{Bk}$	6739.24	0.05						71Gr17 Z

Item	Input value	Adjusted value	$v_i$	Dg	Sig	Main flux Lab	$F$	Reference
$^{253}\text{Fm}(\alpha)^{249}\text{Cf}$	7199	3						67Ah02 *
$^{253}\text{No}(\alpha)^{249}\text{Fm}$	8419	20	8421	8	0.1	5	Bka	67Gh01 *
	8419	30			0.1	5		67Mi03 *
	8430	20			-0.4	5		85He.A *
	8420	10			0.1	5		01He.A *
$^{253}\text{Lr}(\alpha)^{249}\text{Md}$	8941.6	20.	8937	9	-0.2	6	GSa	85He22
	8935.6	10.			0.1	6	GSa	01He35
$^{253}\text{Lr}^m(\alpha)^{249}\text{Md}^m$	8862.4	20.	8862	9	0.0	7	GSa	85He22
	8862.4	10.			0.0	7	GSa	01He35
$^{*253}\text{Cf}(\alpha)^{249}\text{Cm}$	E( $\alpha$ )=5981(5,Z) to 48.74 level							
$^{*253}\text{Cf}(\alpha)^{249}\text{Cm}$	E( $\alpha$ )=5978.4(5,Z), 5920.4(5,Z) to 48.74, 110.16 levels							
$^{*253}\text{Fm}(\alpha)^{249}\text{Cf}$	E( $\alpha$ )=7083.2(4,Z), 6943.2(3,Z), 6846.2(3,Z), 6673.2(3,Z) to ground-state and levels at 144.98, 243.13, 416.8							
$^{*253}\text{No}(\alpha)^{249}\text{Fm}$	E( $\alpha$ )=8010(20) to 280.3 level							
$^{*253}\text{No}(\alpha)^{249}\text{Fm}$	E( $\alpha$ )=8010(30) to 280.3 level							
$^{*253}\text{No}(\alpha)^{249}\text{Fm}$	E( $\alpha$ )=8021(20) to 280.3 level							
$^{*253}\text{No}(\alpha)^{249}\text{Fm}$	E( $\alpha$ )=8011(10) to 280.3 level							
$^{254}\text{Cf}(\alpha)^{250}\text{Cm}$	5926.9	5.						68Be21 Z
$^{254}\text{Es}(\alpha)^{250}\text{Bk}$	6615.7	1.5						72BaD2 *
$^{254}\text{Es}(\alpha)^{250}\text{Bk}^n$	6531.6	1.5						72BaD2 Z
$^{254}\text{Es}^m(\alpha)^{250}\text{Bk}$	6699.9	2.0						73Ah04 *
$^{254}\text{Fm}(\alpha)^{250}\text{Cf}$	7306.8	5.	7307.5	1.9	0.2	3	Bka	64As01 Z
	7307.6	2.			-0.1	3		84Ah02 *
$^{254}\text{No}(\alpha)^{250}\text{Fm}$	8229.8	20.	8226	13	-0.2	5		67Gh01
	8240.0	30.			-0.5	5		67Mi03
	8215.6	20.			0.5	5		85He22
$^{254}\text{Lr}(\alpha)^{250}\text{Md}^p$	8595.6	20.	8596	14	0.0	9		85He22
	8595.6	20.			0.0	9		01Ga20
$^{254}\text{Es}^m(\beta^-)^{254}\text{Fm}$	1172	2						62Un01
$^{*254}\text{Es}(\alpha)^{250}\text{Bk}$	E( $\alpha$ )=6415.4(1.5,Z) to 97.493 level							
$^{*254}\text{Es}^m(\alpha)^{250}\text{Bk}$	E( $\alpha$ )=6558.9(2,Z), 6383.9(2,Z) to 35.587, 211.822 levels							
$^{*254}\text{Fm}(\alpha)^{250}\text{Cf}$	E( $\alpha$ )=7192.3(2,Z), 7150.3(2,Z) to ground-state, 42.721 level							
$^{255}\text{Es}(\alpha)^{251}\text{Bk}$	6439.3	3.0	6436.3	1.3	-1.0	4		66Rg01 *
	6435.6	1.5			0.5	4	Kum	71BaB2 *
$^{255}\text{Fm}(\alpha)^{251}\text{Cf}$	7237.0	4.	7239.7	1.8	0.7	3		64As01 *
	7240.4	2.			-0.3	3		75Ah01 *
$^{255}\text{Md}(\alpha)^{251}\text{Es}$	7901.8	5.	7905.9	2.6	0.8	4		70Fi12 *
	7910.7	5.			-1.0	4		71Ho16 *
	7905.4	4.			0.1	4	ARa	00Ah02 *
$^{255}\text{No}(\alpha)^{251}\text{Fm}$	8442	6						71Di03 *
	8422	20	8442	6	1.0	U	GSa	98Ho13 *
$^{255}\text{Lr}(\alpha)^{251}\text{Md}^p$	8563.6	18.	8555	15	-0.5	9		76Be.A *
	8442.7	50.			2.3	F	Bka	95Gh04 *
	8532.6	30.			0.8	9		01Ga20 *
$^{255}\text{Rf}(\alpha)^{251}\text{No}$	9042	20	9058	9	0.8	9	Bka	69Gh01 *
	9053	15			0.3	o	GSa	85He06 *
	9064	20			-0.3	o	GSa	97He29 *
	9062	10			-0.4	9	GSa	01He35 *
$^{255}\text{Rf}^m(\alpha)^{251}\text{No}^m$	8864.3	15.					GSa	97He29 *
$^{*255}\text{Es}(\alpha)^{251}\text{Bk}$	E( $\alpha$ )=6303(3,Z) to 35.7(0.3) level							
$^{*255}\text{Es}(\alpha)^{251}\text{Bk}$	E( $\alpha$ )=6299.3(1.5,Z) to 35.7(0.3) level							
$^{*255}\text{Fm}(\alpha)^{251}\text{Cf}$	E( $\alpha$ )=7121.5, 7018.5(4,Z) to ground-state, 106.30 level							
$^{*255}\text{Fm}(\alpha)^{251}\text{Cf}$	E( $\alpha$ )=7126.8, 7021.8(2,Z) to ground-state, 106.30 level							
$^{*255}\text{Md}(\alpha)^{251}\text{Es}$	E( $\alpha$ )=7323.5(5,Z) to 461.40 level							
$^{*255}\text{Md}(\alpha)^{251}\text{Es}$	E( $\alpha$ )=7332.3(5,Z) to 461.40 level							
$^{*255}\text{Md}(\alpha)^{251}\text{Es}$	E( $\alpha$ )=7327(4) to 461.40 level							
$^{*255}\text{No}(\alpha)^{251}\text{Fm}$	E( $\alpha$ )=8312(9), 8121(6) to gs and 191(2)							
$^{*255}\text{Lr}(\alpha)^{251}\text{Md}^p$	E( $\alpha$ )=8429(18); and a more intense 8370(18) branch							
$^{*255}\text{Lr}(\alpha)^{251}\text{Md}^p$	One case in a questionable $^{279}\text{Ea}$ decay chain							

Item	Input value	Adjusted value	$v_i$	Dg	Sig	Main flux Lab	$F$	Reference
* <sup>255</sup> Lr( $\alpha$ ) <sup>251</sup> Md <sup>p</sup>	E( $\alpha$ )=8400(30); and a more intense 8360(30) branch							76Be.A **
* <sup>255</sup> Rf( $\alpha$ ) <sup>251</sup> No	E( $\alpha$ )=8700(20) to 203 level							01He35 **
* <sup>255</sup> Rf( $\alpha$ ) <sup>251</sup> No	E( $\alpha$ )=8766(15), 8715(15) to 142, 203 levels,							01He35 **
* <sup>255</sup> Rf( $\alpha$ ) <sup>251</sup> No	E( $\alpha$ )=8905(20), 8739(20) to ground-state, 203 level							01He35 **
* <sup>255</sup> Rf( $\alpha$ ) <sup>251</sup> No	E( $\alpha$ )=8722(10) to 203(3) level							01He35 **
* <sup>255</sup> Rf <sup>m</sup> ( $\alpha$ ) <sup>251</sup> No <sup>m</sup>	Tentative assignment; correlated with <sup>251</sup> No <sup>m</sup>							97He29 **
*	not found in later work on <sup>251</sup> No decay							01He35 **
<sup>256</sup> Fm( $\alpha$ ) <sup>252</sup> Cf	7027.3	5.			3			68Ho13 Z
<sup>256</sup> Md( $\alpha$ ) <sup>252</sup> Es	7896.6	16.			4			93Mo18
<sup>256</sup> No( $\alpha$ ) <sup>252</sup> Fm	8578.3	12.	8581	5	0.3			81Be03
	8582.3	6.			-0.1			90Ho03
<sup>256</sup> Lr( $\alpha$ ) <sup>252</sup> Md <sup>p</sup>	8787.6	20.	8777	13	-0.5			71Es01
	8761.1	25.			0.6			76Be.A
	8777.4	20.			0.0			76Di.A
<sup>256</sup> Rf( $\alpha$ ) <sup>252</sup> No	8952.1	23.	8930	20	-1.0		Gsa	85He06
	8929.8	20.					Gsa	97He29
<sup>256</sup> Db( $\alpha$ ) <sup>252</sup> Lr <sup>p</sup>	9157.4	20.			13		Gsa	01He35
<sup>256</sup> Lr <sup>p</sup> (IT) <sup>256</sup> Lr	100	70			5			AHW *
* <sup>256</sup> Lr <sup>p</sup> (IT) <sup>256</sup> Lr	L X-rays following $\alpha$ rays seen by ref.							77Be36 **
<sup>257</sup> Fm( $\alpha$ ) <sup>253</sup> Cf	6862.7	2.	6863.5	1.4	0.4		Bka	67As02 *
	6864.4	2.			-0.4			82Ah01 *
<sup>257</sup> Md( $\alpha$ ) <sup>253</sup> Es	7557.6	1.			6			93Mo18 *
<sup>257</sup> No( $\alpha$ ) <sup>253</sup> Fm	8451.8	30.	8466	21	0.5			70Es02
	8480	30			-0.5		Gsa	96Ho13 *
<sup>257</sup> Lr( $\alpha$ ) <sup>253</sup> Md <sup>p</sup>	9020.8	20.	9009	9	-0.6			71Es01
	9001.3	12.			0.7			76Be.A
	9014.0	15.			-0.4		Gsa	97He29
<sup>257</sup> Rf( $\alpha$ ) <sup>253</sup> No	9044.0	15.			6		Gsa	97He29
<sup>257</sup> Rf( $\alpha$ ) <sup>253</sup> No <sup>m</sup>	8913.0	15.	8915	11	0.2		ORb	73Be33
	8918.1	15.			-0.2		Gsa	97He29
<sup>257</sup> Rf <sup>m</sup> ( $\alpha$ ) <sup>253</sup> No	9142.5	20.	9157	7	0.7		Bka	69Gh01
	9158.8	15.			-0.1		ORb	73Be33
	9155.8	8.			0.2		ORb	90Be.A
	9163.9	15.			-0.4		Gsa	97He29
<sup>257</sup> Db( $\alpha$ ) <sup>253</sup> Lr	9112.1	20.	9230	15	5.9		Gsa	85He22
	9230	15			7		Gsa	01He35 *
<sup>257</sup> Db <sup>m</sup> ( $\alpha$ ) <sup>253</sup> Lr <sup>m</sup>	9305.1	20.	9308	10	0.2		Gsa	85He22
	9308.2	10.			8		Gsa	01He35
* <sup>257</sup> Fm( $\alpha$ ) <sup>253</sup> Cf	E( $\alpha$ )=6518.5(2,Z) to 241.01 level							NDS99a**
* <sup>257</sup> Fm( $\alpha$ ) <sup>253</sup> Cf	E( $\alpha$ )=6756.5(3,Z), 6520.5(2,Z) to gs, 241.01 level							NDS99a**
* <sup>257</sup> Md( $\alpha$ ) <sup>253</sup> Es	E( $\alpha$ )=7440(2), 7074(1) to ground-state, 371.4 level							93Mo18**
* <sup>257</sup> No( $\alpha$ ) <sup>253</sup> Fm	E( $\alpha$ )=8340(20); one event only; may be summing with e <sup>-</sup>							AHW **
* <sup>257</sup> Db( $\alpha$ ) <sup>253</sup> Lr	E( $\alpha$ )=9074(10) partly sum with conversion e <sup>-</sup>							01He35 **
<sup>258</sup> Md( $\alpha$ ) <sup>254</sup> Es	7266.8	5.	7271.3	1.9	0.9			70Fi12 *
	7272	2			-0.4			93Mo18 *
<sup>258</sup> Lr( $\alpha$ ) <sup>254</sup> Md	8870	50	8900	20	0.6			76Be.A *
	8900	20			5			88Gr30 *
<sup>258</sup> Db( $\alpha$ ) <sup>254</sup> Lr <sup>p</sup>	9445.7	15.	9446	12	0.0			85He22
	9531.0	50.			-1.7		Gsa	97Ho14
	9446.8	20.			0.0			01Ga20
* <sup>258</sup> Md( $\alpha$ ) <sup>254</sup> Es	E( $\alpha$ )=6713(5) to 447.9 level							93Mo18**
* <sup>258</sup> Md( $\alpha$ ) <sup>254</sup> Es	E( $\alpha$ )=6763(4), 6718(2) to 403.8, 447.9 levels							93Mo18**
* <sup>258</sup> Lr( $\alpha$ ) <sup>254</sup> Md	E( $\alpha$ )=8648(10) is coincident with X(L) not X(K) - > E( $\gamma$ )=90(50)							AHW **
* <sup>258</sup> Lr( $\alpha$ ) <sup>254</sup> Md	E( $\alpha$ )=8752 found as sum energies $\alpha$ -rays and conversion electrons							AHW **
* <sup>258</sup> Lr( $\alpha$ ) <sup>254</sup> Md	Mass assignment confirmed							92Gr02 **

Item	Input value	Adjusted value	$v_i$	Dg	Sig	Main flux Lab	F	Reference
$^{259}\text{No}(\alpha)^{255}\text{Fm}^p$	7617.8 10.	7635 4	1.7	5				73Si40 *
	7638.2 4.		-0.7	5				93Mo18 *
$^{259}\text{Lr}(\alpha)^{255}\text{Md}^p$	8582.8 20.	8574 9	-0.4	6				71Es01
	8571.6 10.		0.2	6				92Ha22
	8577.7 29.		-0.1	U				92Kr01
$^{259}\text{Rf}(\alpha)^{255}\text{No}^p$	8999.2 20.	9021 12	1.1	7				69Gh01
	9030 20.		-0.4	7				81Be03 *
	9034.7 20.		-0.7	7		GSa		98Ho13
$^{259}\text{Db}(\alpha)^{255}\text{Lr}$	9618.8 20.			10				01Ga20
$^{259}\text{Sg}(\alpha)^{255}\text{Rf}$	9834 30			10				85Mu11 *
$*^{259}\text{No}(\alpha)^{255}\text{Fm}^p$	Favored E( $\alpha$ ); highest seen 7685(10)							
$*^{259}\text{No}(\alpha)^{255}\text{Fm}^p$	Or E(favored)=7551(4) if Coriolis mixed							
$*^{259}\text{Rf}(\alpha)^{255}\text{No}^p$	E( $\alpha$ )=8870(20); partly sum E( $\alpha$ )=8770(20) with e <sup>-</sup>							
$*^{259}\text{Sg}(\alpha)^{255}\text{Rf}$	E( $\alpha$ )=9620(30) probably to 9/2 63(10) above 7/2 ground-state							
$*^{259}\text{Sg}(\alpha)^{255}\text{Rf}$	E( $\alpha$ )=9030(50) maybe unhindered to $^{255}\text{Rf}^p$ Nm level at 660(60)							
								AHW **
								AHW **
								AHW **
$^{260}\text{Lr}(\alpha)^{256}\text{Md}^p$	8155.0 20.			6				71Es01
$^{260}\text{Db}(\alpha)^{256}\text{Lr}^p$	9283.1 20.	9278 10	-0.2	6				70Gh02
	9262.8 17.		0.9	6				77Be36
	9289.2 20.		-0.5	6		GSa		95Ho04 *
	9285.1 20.		-0.3	6		GSa		02Ho11 *
$^{260}\text{Sg}(\alpha)^{256}\text{Rf}$	9923.0 30.			9				85Mu11
$*^{260}\text{Db}(\alpha)^{256}\text{Lr}^p$	Event #2. Also event #3 E( $\alpha$ )=9200							
$*^{260}\text{Db}(\alpha)^{256}\text{Lr}^p$	Two events E( $\alpha$ )=9156 and 9129							
								95Ho04 **
								02Ho11 **
$^{261}\text{Rf}(\alpha)^{257}\text{No}$	8652.8 20.	8650 19	-0.1	o		GSa		96Ho13
	8632.6 50.		0.3	6		PSa		01Tu.B
	8652.8 20.		-0.1	6		GSa		02Ho11
$^{261}\text{Rf}^m(\alpha)^{257}\text{No}^p$	8409.1 20.	8409 15	0.0	8		Bka		70Gh01
	8388.8 30.		0.7	8		GSa		98Tu01 *
	8429.5 30.		-0.7	8		Db		00La34
$^{261}\text{Db}(\alpha)^{257}\text{Lr}^p$	9069.2 20.			6				71Gh01
$^{261}\text{Sg}(\alpha)^{257}\text{Rf}^p$	9709.0 30.	9703 17	-0.2	8				85Mu11
	9700.0 20.		0.1	8				95Ho03
$^{261}\text{Bh}(\alpha)^{257}\text{Db}$	10562.1 25.			8				89Mu09
$*^{261}\text{Rf}^m(\alpha)^{257}\text{No}^p$	In addition 60% E( $\alpha$ )=8380(30)							
								98Tu01 **
$^{262}\text{Db}(\alpha)^{258}\text{Lr}^p$	8794.5 20.	8805 12	0.5	7				71Gh01
	8815.8 20.		-0.5	7				88Gr30
	8804.7 20.		0.0	7		GSa		99Dr09
$^{262}\text{Bh}(\alpha)^{258}\text{Db}$	10216.2 25.	10300 25	3.4	B				89Mu09 *
	10300.0 25.			12		GSa		97Ho14
$^{262}\text{Bh}^m(\alpha)^{258}\text{Db}$	10531.1 25.	10610 50	1.5	B				89Mu09 *
	10605.3 25.			12		GSa		97Ho14
$*^{262}\text{Bh}(\alpha)^{258}\text{Db}$	B: not highest line, see ref.							
$*^{262}\text{Bh}^m(\alpha)^{258}\text{Db}$	B: not highest line, see ref.							
								97Ho14 **
								97Ho14 **
$^{263}\text{Rf}(\alpha)^{259}\text{No}^p$	8022 40	8022 29	0.0	7				93Gr.C
	8022 40		0.0	7				99Ga.A
$^{263}\text{Db}(\alpha)^{259}\text{Lr}^p$	8484.3 27.			8				92Kr01
$^{263}\text{Sg}(\alpha)^{259}\text{Rf}^p$	9200.2 40.	9180 30	-0.4	11				74Gh04
	9149.2 60.		0.6	11				94Gr08
$^{263}\text{Sg}^m(\alpha)^{259}\text{Rf}^p$	9393.1 40.	9391 18	0.0	9				74Gh04
	9391.1 20.		0.0	9		GSa		98Ho13

Item	Input value	Adjusted value	$v_i$	Dg	Sig	Main flux	Lab	F	Reference
$^{264}\text{Bh}(\alpha)^{260}\text{Db}^p$	9767.3	20.			8		GSa		95Ho04 *
$^{264}\text{Hs}(\alpha)^{260}\text{Sg}$	10870	210	10591	20	-1.3	U			87Mu15 *
	10590.5	20.			10				95Ho.B
* $^{264}\text{Bh}(\alpha)^{260}\text{Db}^p$	Three more events in ref. $E(\alpha)=9365, 9514$ and $9113$								02Ho11 **
* $^{264}\text{Hs}(\alpha)^{260}\text{Sg}$	$Q(\alpha)=11000(+100-300)$ from T(1/2), one event only								87Mu15**
$^{265}\text{Sg}(\alpha)^{261}\text{Rf}$	8904.7	30.	9080	50	3.5	F	GSa		96Ho13 *
	9077.3	30.			7		GSa		98Tu01
$^{265}\text{Sg}(\alpha)^{261}\text{Rf}^p$	8945.3	60.	8980	30	0.5	F	DBa		94La22 *
	8975.7	30.			8		GSa		98Tu01 *
$^{265}\text{Hs}(\alpha)^{261}\text{Sg}$	10586.2	15.			9		GSa		99He11
$^{265}\text{Hs}(\alpha)^{261}\text{Sg}^p$	10524.2	25.	10459	15	-2.6	o	GSa		87Mu15
	10468.3	20.			-0.5	o	GSa		95Ho03
	10459.2	15.			10		GSa		99He11
$^{265}\text{Hs}^m(\alpha)^{261}\text{Sg}$	10890.8	15.			9		GSa		99He11
$^{265}\text{Hs}^m(\alpha)^{261}\text{Sg}^q$	10712.0	20.	10734	15	1.1	o	GSa		95Ho03
	10733.4	15.			10		GSa		99He11
* $^{265}\text{Sg}(\alpha)^{261}\text{Rf}$	F: this event is distrusted, see ref.								02Ho11 **
* $^{265}\text{Sg}(\alpha)^{261}\text{Rf}^p$	Average but probably due to several groups, see ref.								98Tu01 **
* $^{265}\text{Sg}(\alpha)^{261}\text{Rf}^p$	Strongest group; may be unhindered one. There is a 100 higher $E(\alpha)$								98Tu01 **
$^{266}\text{Sg}(\alpha)^{262}\text{Rf}$	8762.0	50.	8880	30	2.4	F	DBa		94La22 *
	8904.1	40.			-0.5	6	GSa		98Tu01
	8853.4	50.			0.6	6	GSa		02Tu05
$^{266}\text{Bh}(\alpha)^{262}\text{Db}^p$	9432	50			9		Bka		00Wi15
$^{266}\text{Hs}(\alpha)^{262}\text{Sg}$	10335.9	20.			8		GSa		01Ho06
$^{266}\text{Mt}(\alpha)^{262}\text{Bh}$	10995.7	25.			13		GSa		97Ho14
$^{266}\text{Mt}^m(\alpha)^{262}\text{Bh}^m$	11269.7	50.	11920	50	13.0	F	GSa		84Mu07 *
	11168.1	30.			25.0	F			89Mu16
	11918.6	50.			13		GSa		97Ho14 *
* $^{266}\text{Sg}(\alpha)^{262}\text{Rf}$	Average of two groups								02Tu05 **
* $^{266}\text{Mt}^m(\alpha)^{262}\text{Bh}^m$	One $E(\alpha)$ only; may be gs								AHW **
* $^{266}\text{Mt}^m(\alpha)^{262}\text{Bh}^m$	One $E(\alpha)=11739$ , one 11306; several smaller								AHW **
$^{267}\text{Bh}(\alpha)^{263}\text{Db}^p$	8965	30	8970	26	0.2	10			00Wi15
	8985	50			-0.3	10			02Tu05
$^{267}\text{Hs}(\alpha)^{263}\text{Sg}^m$	9970	40	10020	18	1.2	10	DBa		95La20
	10032.6	20.			-0.6	10	GSa		98Ho13
$^{267}\text{Ea}(\alpha)^{263}\text{Hs}^p$	11776.5	50.			13				95Gh04
$^{268}\text{Mt}(\alpha)^{264}\text{Bh}^p$	10395.5	20.	10432	20	1.8	o	GSa		95Ho04 *
	10432.1	20.			10		GSa		02Ho11 *
* $^{268}\text{Mt}(\alpha)^{264}\text{Bh}^p$	Two events $E(\alpha)=10221$ coinc. $E(\gamma)=93$ and $10259$ ; event #3 $E(\alpha)=10097$								95Ho04 **
*	could be decay of an isomer with lifetime=171 ms								02Ho11 **
* $^{268}\text{Mt}(\alpha)^{264}\text{Bh}^p$	Average of event 1995Ho04 $E(\alpha)=10259$ and present 10294								02Ho11 **
$^{269}\text{Hs}(\alpha)^{265}\text{Sg}^p$	9369.6	30.	9330	16	-1.3	9			96Ho13 *
	9288.4	50.			0.8	9			01Tu.B *
	9318.7	20.			0.5	9	GSa		02Ho11
$^{269}\text{Ea}(\alpha)^{265}\text{Hs}^m$	11280.1	20.			10				95Ho03
* $^{269}\text{Hs}(\alpha)^{265}\text{Sg}^p$	Event number 2 only; first event rejected, see ref.								02Ho11 **
* $^{269}\text{Hs}(\alpha)^{265}\text{Sg}^p$	Three events $E(\alpha)=9180, 9110, 8880$								01Tu.B **
$^{270}\text{Hs}(\alpha)^{266}\text{Sg}$	9298.0	30.			7				01Tu.B *
$^{270}\text{Ea}(\alpha)^{266}\text{Hs}$	11196	50			9		GSa		01Ho06
$^{270}\text{Ea}^m(\alpha)^{266}\text{Hs}$	12333	50			9		Gsa		01Ho06
* $^{270}\text{Hs}(\alpha)^{266}\text{Sg}$	Also $E(\alpha)=8970$								01Tu.B **



Item	Input value	Adjusted value	$v_i$	Dg	Sig	Main flux	Lab	$F$	Reference
$^{271}\text{Ea}(\alpha)^{267}\text{Hs}$	10869.8	20.			11		GSa		98Ho13
$^{271}\text{Ea}^m(\alpha)^{267}\text{Hs}$	10899.2	20.			11		GSa		98Ho13
$^{272}\text{Eb}(\alpha)^{268}\text{Mt}^p$	10981.9	20.	11192	20	10.5	B	GSa		95Ho04 *
	11192.0	30.					GSa		02Ho11 *
$^{*272}\text{Eb}(\alpha)^{268}\text{Mt}^p$	B: one event only; E(K) in coinc. may explain discrepancy								GAu **
$^{*272}\text{Eb}(\alpha)^{268}\text{Mt}^p$	Two events Ea=11008 and 11046								02Ho11**
$^{273}\text{Ea}(\alpha)^{269}\text{Hs}$	9875.0	20.	11370	50	74.6	F	GSa		96Ho13 *
	11519.1	60.			-3.0	B	DbA		96La12
	11367.9	20.				10	GSa		02Ho11
$^{*273}\text{Ea}(\alpha)^{269}\text{Hs}$	F: this event is distrusted, see ref.								02Ho11**
$^{277}\text{Ec}(\alpha)^{273}\text{Ea}$	11622.2	30.				11	GSa		96Ho13
	11821.0	30.	11620	30	-6.6	F	GSa		96Ho13 *
$^{277}\text{Ec}(\alpha)^{273}\text{Ea}^p$	11334.0	20.				12	GSa		02Ho11
$^{*277}\text{Ec}(\alpha)^{273}\text{Ea}$	F: this event is distrusted, see ref.								02Ho11**
$^{281}\text{Ea}(\alpha)^{277}\text{Hs}$	8957.8	180.				4	DbA		99Og10
$^{284}\text{Ec}(\alpha)^{280}\text{Ea}$	9302.3	50.				9	DbA		01Og01
$^{285}\text{Ec}(\alpha)^{281}\text{Ea}$	8793.7	50.				5	DbA		99Og10
$^{287}\text{Ee}(\alpha)^{283}\text{Ec}$	10435.8	20.				13	DbA		99Og07
$^{288}\text{Ee}(\alpha)^{284}\text{Ec}$	9968.8	50.				10	DbA		01Og01
$^{289}\text{Ee}(\alpha)^{285}\text{Ec}$	9846.6	50.				6	DbA		99Og10
$^{292}\text{Eg}(\alpha)^{288}\text{Ee}$	10707.0	50.				11	DbA		01Og01