



HAL
open science

Rapidity-Alignment and P_T Compensation of Particle Pairs in Hadronic Z^0 Decays

J. Abdallah, P. Abreu, W. Adam, P. Adzic, T. Albrecht, T. Alderweireld, R. Alemany-Fernandez, T. Allmendinger, P.P. Allport, S. Almeded, et al.

► **To cite this version:**

J. Abdallah, P. Abreu, W. Adam, P. Adzic, T. Albrecht, et al.. Rapidity-Alignment and P_T Compensation of Particle Pairs in Hadronic Z^0 Decays. Physics Letters B, 2002, 533, pp.243-252. 10.1016/S0370-2693(02)01658-1 . in2p3-00011505

HAL Id: in2p3-00011505

<https://in2p3.hal.science/in2p3-00011505v1>

Submitted on 27 May 2002

HAL is a multi-disciplinary open access archive for the deposit and dissemination of scientific research documents, whether they are published or not. The documents may come from teaching and research institutions in France or abroad, or from public or private research centers.

L'archive ouverte pluridisciplinaire **HAL**, est destinée au dépôt et à la diffusion de documents scientifiques de niveau recherche, publiés ou non, émanant des établissements d'enseignement et de recherche français ou étrangers, des laboratoires publics ou privés.

Rapidity-Alignment and p_T Compensation of Particle Pairs in Hadronic Z^0 Decays

DELPHI Collaboration

Abstract

Observation is made of rapidity-alignment of K^+K^- and $p\bar{p}$ pairs which results from their asymmetric orientation in rapidity, with respect to the direction from primary quark to antiquark. The K^+K^- and $p\bar{p}$ data are consistent with predictions from the fragmentation string model. However, the $p\bar{p}$ data strongly disagree with the conventional implementation of the cluster model. The non-perturbative process of ‘gluon splitting to diquarks’ has to be incorporated into the cluster model for it to agree with the data. Local conservation of p_T between particles nearby in rapidity (i.e., p_T compensation) is analysed with respect to the thrust direction for $\pi^+\pi^-$, K^+K^- , and $p\bar{p}$ pairs. In this case, the string model provides fair agreement with the data. The cluster model is incompatible with the data for all three particle pairs. The model with its central premiss of isotropically-decaying clusters predicts a p_T correlation not seen in the data.

(Accepted by Phys.Lett.B)

J.Abdallah²³, P.Abreu²¹, W.Adam⁴⁸, P.Adzic¹¹, T.Albrecht¹⁶, T.Alderweireld², R.Aleman-Fernandez⁸, T.Allmendinger¹⁶, P.P.Allport²², S.Almehed²⁴, U.Amaldi²⁷, N.Amapane⁴³, S.Amato⁴⁵, E.Anashkin³⁴, A.Andrezza²⁶, S.Andringa²¹, N.Anjos²¹, P.Antilogus²⁵, W-D.Apel¹⁶, Y.Arnoud¹³, S.Ask²⁴, B.Asman⁴², J.E.Augustin²³, A.Augustinus⁸, P.Baillon⁸, A.Ballestrero⁴³, P.Bambade¹⁹, R.Barbier²⁵, D.Bardin¹⁵, G.Barker¹⁶, A.Baroncelli³⁷, M.Battaglia⁸, M.Baillillier²³, K-H.Becks⁵⁰, M.Begalli⁶, A.Behrmann⁵⁰, T.Bellunato⁸, N.Benekos³⁰, A.Benvenuti⁵, C.Berat¹³, M.Berggren²³, L.Berntzon⁴², D.Bertrand², M.Besancon³⁸, N.Besson³⁸, D.Bloch⁹, M.Blom²⁹, M.Bonesini²⁷, M.Boonekamp³⁸, P.S.L.Booth²², G.Borisov^{8,20}, O.Botner⁴⁶, B.Bouquet¹⁹, T.J.V.Bowcock²², I.Boyko¹⁵, M.Bracko⁴¹, R.Brenner⁴⁶, E.Brodet³³, J.Brodzicka¹⁷, P.Bruckman¹⁷, J.M.Brunet⁷, L.Bugge³¹, P.Buschmann⁵⁰, M.Calvi²⁷, T.Camporesi⁸, V.Canale³⁶, F.Carena⁸, C.Carimalo²³, N.Castro²¹, F.Cavallo⁵, M.Chapkin⁴⁰, Ph.Charpentier⁸, P.Checchia³⁴, R.Chierici⁸, P.Chliapnikov⁴⁰, S.U.Chung⁸, K.Cieslik¹⁷, P.Collins⁸, R.Contri¹², G.Cosme¹⁹, F.Cossutti⁴⁴, M.J.Costa⁴⁷, B.Crawley¹, D.Crennell³⁵, J.Cuevas³², J.D'Hondt², J.Dalmau⁴², T.da Silva⁴⁵, W.Da Silva²³, G.Della Ricca⁴⁴, A.De Angelis⁴⁴, W.De Boer¹⁶, C.De Clercq², B.De Lotto⁴⁴, N.De Maria⁴³, A.De Min³⁴, L.de Paula⁴⁵, L.Di Ciaccio³⁶, A.Di Simone³⁷, K.Doroba⁴⁹, J.Drees⁵⁰, M.Dris⁵⁰, G.Eigen⁴, T.Ekelof⁴⁶, M.Ellert⁴⁶, M.Elsing⁸, M.C.Espirito Santo⁸, G.Fanourakis¹¹, D.Fassouliotis¹¹, M.Feindt¹⁶, J.Fernandez³⁹, A.Ferrer⁴⁷, F.Ferro¹², U.Flammeyer⁵⁰, H.Foeth⁹, E.Fokitis³⁰, F.Fulda-Quenzer¹⁹, J.Fuster⁴⁷, M.Gandelman⁴⁵, C.Garcia⁴⁷, Ph.Gavillet⁸, E.Gazis³⁰, D.Gele⁹, T.Geralis¹¹, R.Gokieli^{8,49}, B.Golob⁴¹, G.Gomez-Ceballos³⁹, P.Goncalves²¹, E.Graziani³⁷, G.Grosdidier¹⁹, K.Grzelak⁴⁹, J.Guy³⁵, C.Haag¹⁶, F.Hahn⁸, S.Hahn⁵⁰, A.Hallgren⁴⁶, K.Hamacher⁵⁰, K.Hamilton³³, J.Hansen³¹, S.Haug³¹, F.Hauler¹⁶, V.Hedberg²⁴, M.Hennecke¹⁶, H.Herr⁸, S-O.Holmgren⁴², P.J.Holt³³, M.A.Houlden²², K.Hultqvist⁴², J.N.Jackson²², P.Jalocha¹⁷, Ch.Jarlskog²⁴, G.Jarlskog²⁴, P.Jarry³⁸, D.Jeans³³, E.K.Johansson⁴², P.D.Johansson⁴², P.Jonsson²⁵, C.Joram⁸, L.Jungermann¹⁶, F.Kapusta²³, S.Katsanevas²⁵, E.Katsoufis³⁰, R.Keranen¹⁶, G.Kernel⁴¹, B.P.Kersevan^{8,41}, A.Kiiskinen¹⁴, B.T.King²², N.J.Kjaer⁸, P.Kluit²⁹, P.Kokkinias¹¹, C.Kourkoumelis³, O.Kouznetsov¹⁵, Z.Krumstein¹⁵, M.Kucharczyk¹⁷, J.Kurowska⁴⁹, B.Laforge²³, J.Lamsa¹, G.Leder⁴⁸, F.Ledroit¹³, L.Leinonen⁴², R.Leitner²⁸, J.Lemonne², G.Lenzen⁵⁰, V.Lepeltier¹⁹, T.Lesiak¹⁷, W.Liebig⁵⁰, D.Liko^{8,48}, A.Lipniacka⁴², J.H.Lopes⁴⁵, J.M.Lopez³², D.Loukas¹¹, P.Lutz³⁸, L.Lyons³³, J.MacNaughton⁴⁸, A.Malek⁵⁰, S.Maltezos³⁰, F.Mandi⁴⁸, J.Marco³⁹, R.Marco³⁹, B.Marechal⁴⁵, M.Margoni³⁴, J-C.Marin⁸, C.Mariotti⁸, A.Markou¹¹, C.Martinez-Rivero³⁹, J.Masik²⁸, N.Mastroyiannopoulos¹¹, F.Matorras³⁹, C.Matteuzzi²⁷, F.Mazzucato³⁴, M.Mazzucato³⁴, R.Mc Nulty²², C.Meroni²⁶, W.T.Meyer¹, E.Migliore⁴³, W.Mitaroff⁴⁸, U.Mjoermark²⁴, T.Moa⁴², M.Moch¹⁶, K.Moenig^{8,10}, R.Monge¹², J.Montenegro²⁹, D.Moraes⁴⁵, S.Moreno²¹, P.Moretini¹², U.Mueller⁵⁰, K.Muenich⁵⁰, M.Mulders²⁹, L.Mundim⁶, W.Murray³⁵, B.Muryn¹⁸, G.Myatt³³, T.Myklebust³¹, M.Nassiakou¹¹, F.Navarria⁵, K.Nawrocki⁴⁹, S.Nemecek²⁸, R.Nicolaidou³⁸, P.Niezurawski⁴⁹, M.Nikolenko^{15,9}, A.Nygren²⁴, A.Oblakowska-Mucha¹⁸, V.Obraztsov⁴⁰, A.Olshevski¹⁵, A.Onofre²¹, R.Orava¹⁴, K.Osterberg⁸, A.Ouraou³⁸, A.Oyanguren⁴⁷, M.Paganoni²⁷, S.Paiano⁵, J.P.Palacios²², H.Palka¹⁷, Th.D.Papadopoulou³⁰, L.Pape⁸, C.Parkes²², F.Parodi¹², U.Parzefall²², A.Passeri³⁷, O.Passon⁵⁰, L.Peralta²¹, V.Perepelitsa⁴⁷, A.Perrotta⁵, A.Petrolini¹², J.Piedra³⁹, L.Pieri³⁷, F.Pierre³⁸, M.Pimenta²¹, E.Piotto⁸, T.Podobnik⁴¹, V.Poireau³⁸, M.E.Pol⁶, G.Polok¹⁷, P.Poropat⁴⁴, V.Pozdniakov¹⁵, P.Privitera³⁶, N.Pukhaeva^{2,15}, A.Pullia²⁷, J.Rames²⁸, L.Ramler¹⁶, A.Read³¹, P.Rebecchi⁸, J.Rehn¹⁶, D.Reid²⁹, R.Reinhardt⁵⁰, P.Renton³³, F.Richard¹⁹, J.Ridky²⁸, I.Ripp-Baudot⁹, D.Rodriguez³⁹, A.Romero⁴³, P.Ronchese³⁴, E.Rosenberg¹, P.Roudeau¹⁹, T.Rovelli⁵, V.Ruhlmann-Kleider³⁸, D.Ryabtchikov⁴⁰, A.Sadovsky¹⁵, L.Salmi¹⁴, J.Salt⁴⁷, A.Savoy-Navarro²³, C.Schwanda⁴⁸, B.Schwering⁵⁰, U.Schwickerath⁸, A.Segar³³, R.Sekulin³⁵, M.Siebel⁵⁰, A.Sisakian¹⁵, G.Smadja²⁵, O.Smirnova²⁴, A.Sokolov⁴⁰, A.Sopczak²⁰, R.Sosnowski⁴⁹, T.Spaso⁸, M.Stanitzki¹⁶, A.Stocchi¹⁹, J.Strauss⁴⁸, B.Stugu⁴, M.Szczekowski⁴⁹, M.Szeptycka⁴⁹, T.Szumlak¹⁸, T.Tabarelli²⁷, A.C.Taffard²², F.Tegenfeldt⁴⁶, F.Terranova²⁷, J.Timmermans²⁹, N.Tinti⁵, L.Tkatchev¹⁵, M.Tobin²², S.Todorovova⁸, A.Tomaradze⁸, B.Tome²¹, A.Tonazzo²⁷, P.Tortosa⁴⁷, P.Travnicek²⁸, D.Treille⁸, G.Tristram⁷, M.Trochimczuk⁴⁹, C.Troncon²⁶, I.A.Tyapkin¹⁵, P.Tyapkin¹⁵, S.Tzamarias¹¹, O.Ullaland⁸, V.Uvarov⁴⁰, G.Valenti⁵, P.Van Dam²⁹, J.Van Eldik⁸, A.Van Lysebetten², N.van Remortel², I.Van Vulpen²⁹, G.Vegni²⁶, F.Veloso²¹, W.Venus³⁵, F.Verbeure², P.Verdier²⁵, V.Verzi³⁶, D.Vilanova³⁸, L.Vitale⁴⁴,

V.Vrba²⁸, H.Wahlen⁵⁰, A.J.Washbrook²², C.Weiser⁸, D.Wicke⁸, J.Wickens², G.Wilkinson³³, M.Winter⁹, M.Witek¹⁷, O.Yushchenko⁴⁰, A.Zalewska¹⁷, P.Zalewski⁴⁹, D.Zavrtanik⁴¹, N.I.Zimin¹⁵, A.Zintchenko¹⁵, Ph.Zoller⁹, M.Zupan¹¹

¹Department of Physics and Astronomy, Iowa State University, Ames IA 50011-3160, USA

²Physics Department, Universiteit Antwerpen, Universiteitsplein 1, B-2610 Antwerpen, Belgium
and IIHE, ULB-VUB, Pleinlaan 2, B-1050 Brussels, Belgium
and Faculté des Sciences, Univ. de l'Etat Mons, Av. Maistriau 19, B-7000 Mons, Belgium

³Physics Laboratory, University of Athens, Solonos Str. 104, GR-10680 Athens, Greece

⁴Department of Physics, University of Bergen, Allégaten 55, NO-5007 Bergen, Norway

⁵Dipartimento di Fisica, Università di Bologna and INFN, Via Irnerio 46, IT-40126 Bologna, Italy

⁶Centro Brasileiro de Pesquisas Físicas, rua Xavier Sigaud 150, BR-22290 Rio de Janeiro, Brazil

and Depto. de Física, Pont. Univ. Católica, C.P. 38071 BR-22453 Rio de Janeiro, Brazil

and Inst. de Física, Univ. Estadual do Rio de Janeiro, rua São Francisco Xavier 524, Rio de Janeiro, Brazil

⁷Collège de France, Lab. de Physique Corpusculaire, IN2P3-CNRS, FR-75231 Paris Cedex 05, France

⁸CERN, CH-1211 Geneva 23, Switzerland

⁹Institut de Recherches Subatomiques, IN2P3 - CNRS/ULP - BP20, FR-67037 Strasbourg Cedex, France

¹⁰Now at DESY-Zeuthen, Platanenallee 6, D-15735 Zeuthen, Germany

¹¹Institute of Nuclear Physics, N.C.S.R. Demokritos, P.O. Box 60228, GR-15310 Athens, Greece

¹²Dipartimento di Fisica, Università di Genova and INFN, Via Dodecaneso 33, IT-16146 Genova, Italy

¹³Institut des Sciences Nucléaires, IN2P3-CNRS, Université de Grenoble 1, FR-38026 Grenoble Cedex, France

¹⁴Helsinki Institute of Physics, HIP, P.O. Box 9, FI-00014 Helsinki, Finland

¹⁵Joint Institute for Nuclear Research, Dubna, Head Post Office, P.O. Box 79, RU-101 000 Moscow, Russian Federation

¹⁶Institut für Experimentelle Kernphysik, Universität Karlsruhe, Postfach 6980, DE-76128 Karlsruhe, Germany

¹⁷Institute of Nuclear Physics, Ul. Kawioru 26a, PL-30055 Krakow, Poland

¹⁸Faculty of Physics and Nuclear Techniques, University of Mining and Metallurgy, PL-30055 Krakow, Poland

¹⁹Université de Paris-Sud, Lab. de l'Accélérateur Linéaire, IN2P3-CNRS, Bât. 200, FR-91405 Orsay Cedex, France

²⁰School of Physics and Chemistry, University of Lancaster, Lancaster LA1 4YB, UK

²¹LIP, IST, FCUL - Av. Elias Garcia, 14-1^o, PT-1000 Lisboa Codex, Portugal

²²Department of Physics, University of Liverpool, P.O. Box 147, Liverpool L69 3BX, UK

²³LPNHE, IN2P3-CNRS, Univ. Paris VI et VII, Tour 33 (RdC), 4 place Jussieu, FR-75252 Paris Cedex 05, France

²⁴Department of Physics, University of Lund, Sölvegatan 14, SE-223 63 Lund, Sweden

²⁵Université Claude Bernard de Lyon, IPNL, IN2P3-CNRS, FR-69622 Villeurbanne Cedex, France

²⁶Dipartimento di Fisica, Università di Milano and INFN-MILANO, Via Celoria 16, IT-20133 Milan, Italy

²⁷Dipartimento di Fisica, Univ. di Milano-Bicocca and INFN-MILANO, Piazza della Scienza 2, IT-20126 Milan, Italy

²⁸IPNP of MFF, Charles Univ., Areal MFF, V Holesovickach 2, CZ-180 00, Praha 8, Czech Republic

²⁹NIKHEF, Postbus 41882, NL-1009 DB Amsterdam, The Netherlands

³⁰National Technical University, Physics Department, Zografou Campus, GR-15773 Athens, Greece

³¹Physics Department, University of Oslo, Blindern, NO-0316 Oslo, Norway

³²Dpto. Física, Univ. Oviedo, Avda. Calvo Sotelo s/n, ES-33007 Oviedo, Spain

³³Department of Physics, University of Oxford, Keble Road, Oxford OX1 3RH, UK

³⁴Dipartimento di Fisica, Università di Padova and INFN, Via Marzolo 8, IT-35131 Padua, Italy

³⁵Rutherford Appleton Laboratory, Chilton, Didcot OX11 0QX, UK

³⁶Dipartimento di Fisica, Università di Roma II and INFN, Tor Vergata, IT-00173 Rome, Italy

³⁷Dipartimento di Fisica, Università di Roma III and INFN, Via della Vasca Navale 84, IT-00146 Rome, Italy

³⁸DAPNIA/Service de Physique des Particules, CEA-Saclay, FR-91191 Gif-sur-Yvette Cedex, France

³⁹Instituto de Física de Cantabria (CSIC-UC), Avda. los Castros s/n, ES-39006 Santander, Spain

⁴⁰Inst. for High Energy Physics, Serpukov P.O. Box 35, Protvino, (Moscow Region), Russian Federation

⁴¹J. Stefan Institute, Jamova 39, SI-1000 Ljubljana, Slovenia and Laboratory for Astroparticle Physics,

Nova Gorica Polytechnic, Kostanjevska 16a, SI-5000 Nova Gorica, Slovenia,

and Department of Physics, University of Ljubljana, SI-1000 Ljubljana, Slovenia

⁴²Fysikum, Stockholm University, Box 6730, SE-113 85 Stockholm, Sweden

⁴³Dipartimento di Fisica Sperimentale, Università di Torino and INFN, Via P. Giuria 1, IT-10125 Turin, Italy

⁴⁴Dipartimento di Fisica, Università di Trieste and INFN, Via A. Valerio 2, IT-34127 Trieste, Italy

and Istituto di Fisica, Università di Udine, IT-33100 Udine, Italy

⁴⁵Univ. Federal do Rio de Janeiro, C.P. 68528 Cidade Univ., Ilha do Fundão BR-21945-970 Rio de Janeiro, Brazil

⁴⁶Department of Radiation Sciences, University of Uppsala, P.O. Box 535, SE-751 21 Uppsala, Sweden

⁴⁷IFIC, Valencia-CSIC, and D.F.A.M.N., U. de Valencia, Avda. Dr. Moliner 50, ES-46100 Burjassot (Valencia), Spain

⁴⁸Institut für Hochenergiephysik, Österr. Akad. d. Wissensch., Nikolsdorfergasse 18, AT-1050 Vienna, Austria

⁴⁹Inst. Nuclear Studies and University of Warsaw, Ul. Hoza 69, PL-00681 Warsaw, Poland

⁵⁰Fachbereich Physik, University of Wuppertal, Postfach 100 127, DE-42097 Wuppertal, Germany

1 Introduction

The analysis of correlations between particles produced in hadronic Z^0 decay is an effective tool for studying the fragmentation process. In particular, tests can be made of two basic classes of fragmentation models, ‘string’ and ‘cluster’ types, represented in this study by Jetset 7.3 [1] and Herwig 5.9 [2], respectively. Distinct differences in predictions from these models occur for certain particle pair correlations. In particular, the orientation in rapidity and in p_T of particle pairs is expected to be a distinguishing feature between models. Charged particle pairs, adjacent or nearby in rapidity, are predicted to be produced in a different way for the string and cluster models. For K^+K^- and $p\bar{p}$ pairs the string model predicts a definite rank-ordering in rapidity, with respect to the direction from primary quark to antiquark. Rapidity-rank is defined as the position a particle has in the rapidity chain after ordering the particles in an event according to their rapidity values. Rapidity ordering is expected to correspond closely to string-rank ordering (position on the string) as pictured in Figure 1. By contrast, the cluster model produces $p\bar{p}$ pairs, and K^+K^- pairs (partially), via the isotropic decays of clusters. The clusters are rank-ordered; however, their decay products are not necessarily in rank-order. Consequently, one expects differences in the predictions for correlations in rapidity and p_T from the two models.

Asymmetric orientations of particle pairs in rapidity are expected from string-fragmentation models. In these models, mesons are formed from string elements when breaks occur between virtual flavour-neutral $q\bar{q}$ pairs. Baryons are considered to be formed when breaks occur between diquark anti-diquark pairs. An asymmetry occurs because each $q\bar{q}$ loop breaks such that the \bar{q} is always nearer on the string to the primary quark, and the q nearer to the primary antiquark. For the diquark anti-diquark case, the converse orientation arises. This process causes K^+K^- and $p\bar{p}$ pairs to assume an asymmetric rapidity orientation, termed here rapidity-alignment, as shown in Figure 1. First indications of ordering along the quark-antiquark axis have been reported by the SLD Collaboration [3].

The cluster model can be pictured approximately by replacing the hadrons in Figure 1 by clusters which decay isotropically, usually into two hadrons. In this model, the specific cluster mass spectrum and the assumption of isotropic decay will affect particle-pair correlations in rapidity and in transverse momentum. In the following, the string and cluster models, with their different hadronization mechanisms, are compared to the data.

2 Data Sample and Event Selection

This analysis is based on data collected with the DELPHI detector [4] at the CERN LEP collider in 1994 and 1995 at the Z^0 centre-of-mass energy. The charged particle tracking information relies on three cylindrical tracking detectors (Inner Detector, Time Projection Chamber (TPC), and Outer Detector) all operating in a 1.2 T magnetic field.

The selection criteria for charged particles are: momentum above 0.3 GeV/c, polar angle between 15° and 165° and track length above 30 cm. In addition the impact parameters with respect to the interaction point are required to be below 0.5 cm perpendicular to and 2.0 cm along the beam. These impact parameter cuts decrease the number of protons which result from secondary interactions in the detector. Also, protons from Λ and Σ decays are largely removed.

Hadronic Z^0 decays are selected by requiring at least three charged particle tracks in each event hemisphere, defined by the ‘thrust’ axis (see next section), and a total energy of all charged particles exceeding 15 GeV. The number of hadronic events is ~ 2 million.

Charged particle identification is provided by a tagging procedure which combines Cherenkov angle measurement from the RICH detector with ionization energy loss measured in the TPC. Details on the particle identification can be found in reference [4]. In addition, the polar angle for identified particles is restricted to be in the barrel region, between 47° and 133° .

3 Rapidity-Alignment of K^+K^- and $p\bar{p}$ Pairs

In the following, the rapidity-alignment resulting from an asymmetric orientation of K^+K^- or $p\bar{p}$ pairs in rapidity with respect to the primary quark-to-antiquark direction is investigated. The rapidity, y , is defined as $\frac{1}{2} \ln((E + p_L)/(E - p_L))$, where p_L is the component of momentum parallel to the thrust axis, and E is the energy calculated using the RICH determined particle mass. The thrust approximates the directions of the primary q and \bar{q} , especially for two-jet events. Specifically, a study is made of the preference for either the positive, or negative, charged member of the pair to be nearer in rapidity to the particle containing the primary quark rather than primary antiquark, see Figure 1.

To study the rapidity-alignment of particle pairs it is necessary to determine the directions of the primary quark and antiquark. Advantage is taken of the fact that a primary $s\bar{s}$ initiated event will frequently hadronize yielding a high momentum K^+ and K^- . An effective tagging of the directions of the primary quark (s) and the antiquark (\bar{s}) is achieved by selecting events where the highest momentum particle in each hemisphere, defined by ‘thrust’, is a charged kaon (a K^- in one hemisphere, and a K^+ in the other).

The data selected for this study are those tagged events (i.e., where the leading particle in each hemisphere is a kaon) that contain either an additional K^+K^- pair (*not* the tagged pair), or a $p\bar{p}$ pair. The restriction is made that events have only ‘one K^+ and one K^- ’ (*not* including the tagged K ’s), or only ‘one p and one \bar{p} ’ in a given hemisphere. Hemispheres are defined, one for positive y and one for negative y , with respect to the thrust direction. Each hemisphere is considered independently. Essentially no events had additional K^+K^- or $p\bar{p}$ pairs in both hemispheres. For the K^+K^- events the combined-probability tag for particle identification is required to be at the ‘standard’ level, see Ref [4]. Because of reduced statistics, the combined-probability tag for $p\bar{p}$ events was taken at the ‘loose’ level. In each case, these respective levels also apply to the primary quark kaon tags. This selection yields 1250 events for K^+K^- , and 835 events for $p\bar{p}$.

The same procedure was used on Monte Carlo events from Jetset. Standard DELPHI detector simulation along with charged particle reconstruction and hadronic event selection are applied to the events from Jetset with parameters tuned as in reference [5]. The number of selected Monte Carlo events for K^+K^- ($p\bar{p}$) was found to be 1.02 (1.27) times that of the data, for equal luminosity. The difference in $p\bar{p}$ between data and Monte Carlo may result from some deficiency in the fragmentation properties of the model.

A study of events from Jetset including detector simulation determined the purity for the K^+K^- tagged events with an additional K^+K^- or $p\bar{p}$ pair to be $\sim 45\%$ and $\sim 35\%$, respectively. The event detection efficiency for events with K^+K^- or $p\bar{p}$ pairs is $\sim 7\%$ and $\sim 12\%$, respectively, resulting from the requirement to identify four particles (K ’s or p ’s) in each event. These values are nearly constant over the range of the analysis variable Δy defined later. The purity is computed from the ratio of Jetset events detected and

congruous with a generated event, to the total number of events detected. The efficiency is obtained from the ratio of Jetset events detected to the total number of events generated.

The distributions of primary-quark flavour, for the events that are tagged, are shown in Figure 2 for Jetset and Herwig by the solid and open circles, respectively. A background subtraction of like-sign pairs has been applied to account for uncorrelated kaon or baryon pairs. As seen, the $s\bar{s}$ contribution is enhanced for both the K^+K^- and $p\bar{p}$ events. It is also possible for $c\bar{c}$ primary quarks to generate rapidity alignment. This results from the production of D^0 [D^+] mesons from the c quark, which strongly favour decays to K^- rather than K^+ ; the opposite occurs for the \bar{c} . The $b\bar{b}$ primary quarks also produce an effect though through a longer chain from B meson to D meson to kaon.

The operational definition of rapidity-alignment is given as follows. For a K^+K^- pair to be *in* rapidity-rank order, the K^+ of the pair should be nearer in the rapidity chain to the tagged K^- . Equivalently, the K^- from the pair should be nearer to the tagged K^+ . This is depicted in Figure 1, assuming a correspondence between string-rank and rapidity-rank order. Similarly, for a $p\bar{p}$ pair the p of the pair should be nearer in rapidity to the tagged K^- ; and the \bar{p} from the pair nearer to the tagged K^+ .

Since particle pairs with small rapidity difference between them have a high probability to have ‘crossed-over’ (reversed rank), this study is performed as a function of the absolute rapidity difference between the two particles of the pair, $\Delta y = |y^+ - y^-|$, where y^+ (y^-) are the rapidities of the positive (negative) members of the pair. Rapidity-rank cross-overs can result from resonance/cluster decays, hard gluon production and p_T effects.

The rapidity-alignment variable, \mathcal{P} , for K^+K^- and for $p\bar{p}$ pairs is defined as follows,

$$\mathcal{P}(\Delta y) = (N_{in} - N_{out}) / (N_{in} + N_{out}), \quad (1)$$

where N_{in} and N_{out} are defined as the number of particle pairs with their charges *in* and *out* of rapidity-rank order, and are implicitly a function of Δy . In Figures 3 and 4, the calculation is given as an integral over Δy ; that is, all pairs with Δy greater than a given (abscissa) value are plotted. In the absence of rapidity-alignment N_{in} and N_{out} should be equal, within statistics, for all Δy .

The uncorrected values of $\mathcal{P}(\Delta y)$ for K^+K^- and $p\bar{p}$ pairs are displayed in Figures 3(a) and (b), respectively. The data, shown by the solid circles, for both K^+K^- and $p\bar{p}$ exhibit a definite rapidity-alignment which increases with Δy . The predictions from Jetset, shown by the open circles, are in good agreement with the data. Herwig predictions incorporating detector simulation with misidentifications were not available for a comparison to the uncorrected values.

A correction has been applied to the values of $\mathcal{P}(\Delta y)$ for the data to account for particle misidentifications and uncorrelated kaon or baryon pairs. This is achieved by a background subtraction of like-sign kaon or baryon pairs. The like-sign pairs provide a direct measure of the background which would be contained in the K^+K^- and $p\bar{p}$ pairs. Since misidentifications or uncorrelated pairs would not favour a rank ordering, the background represented by one half of the like-sign pairs is subtracted from both *in* and *out* of order pairs equally. The corrected values of $\mathcal{P}(\Delta y)$ for K^+K^- and $p\bar{p}$ pairs are displayed in Figures 4(a) and (b), respectively. The data, shown by the solid circles, now display a stronger rapidity-alignment with values approaching 1.0 for large Δy . However, larger errors result from the subtraction procedure.

For the study that incorporates corrections for misidentifications, the model predictions from Jetset and Herwig are taken from the generation level with momentum and angle cuts as were applied to the data. For Jetset the predictions are in agreement with those obtained from the detector simulation version which allows for misidentifications.

The predictions from the string-model (Jetset) shown by the open circles are in agreement with both the K^+K^- and $p\bar{p}$ data. The cluster-model (Herwig) predictions, shown by open squares, also give agreement with the K^+K^- data. However, Herwig predicts no alignment for the $p\bar{p}$ case. This occurs because baryon anti-baryon pairs are produced jointly from individual isotropically-decaying clusters, see Ref [2]. The ‘detected’ $p\bar{p}$ pairs cannot be rapidity aligned, whether they originate from the same cluster or from different clusters. It was found that 70% of detected $p\bar{p}$ pairs come from the same cluster.

The Herwig program is customarily employed in the ‘standard’ mode that does *not* include the non-perturbative process of splitting gluons into diquark anti-diquark pairs, see Ref [2]. If the gluon-to-diquarks process were allowed, rapidity-aligned $p\bar{p}$ pairs could be produced. The diquark and anti-diquark would separately adjoin into adjacent clusters which are rank ordered. In this case, a proton produced from the diquark, and an anti-proton produced from the anti-diquark would be rank ordered since they do not originate from the same cluster as in the case of standard Herwig. The rank ordering then allows the pairs to be rapidity-aligned. Herwig has a provision for this process, which is controlled by a scale and a rate parameter. The scale parameter sets the maximum four-quark mass sum, see below; and the rate parameter is a measure of the amplitude for the process. These parameters are normally set to the default values which suppress the non-perturbative process; the default rate parameter for this process is zero.

To attempt to reproduce the data with Herwig, the scale parameter for the gluon-to-diquarks process was set to 1.9, to include light diquarks (below the four (s) threshold). The rate parameter was set to the value 10.0, which produces a sufficient rapidity-alignment. The prediction, for these parameter values, is shown by the open triangles in Figure 4(b). The agreement with the data in this case is satisfactory. This new parameter setting, however, causes the predicted baryon multiplicity to increase, and to be inconsistent with the data. This problem can be mitigated by reducing the value of the a priori weight-parameter, for the splitting of clusters to baryons, to ~ 0.25 , from the tuned value of 0.74, Ref [5]. The a priori hypothesized default value is 1.0.

For completeness, the potential rapidity-alignment of $\pi^+ \pi^-$ pairs is also examined. In this case, the large pion multiplicity with a string-like alternating charge structure should preclude $\pi^+ \pi^-$ pairs from having any substantial rapidity-alignment, see Ref [6]. Each $\pi^+ \pi^-$ combination in a given event is included in the calculation of $\mathcal{P}(\Delta y)$. Predominant pion production with normal occurrence of like-sign pion pairs makes background subtraction incongruous in this case. The subtraction technique used for K^+K^- and $p\bar{p}$ pairs to correct for particle misidentifications is not necessary for like-sign pion pairs since misidentifications are not their primary source. For charged pion identification the combined-probability tag is set at the ‘standard’ level. The values of $\mathcal{P}(\Delta y)$ for the $\pi^+ \pi^-$ data, shown by the solid circles, are included in Figure 4(a). The rapidity-alignment is quite small, as compared to that from K^+K^- and $p\bar{p}$. The small, but finite, rapidity-alignment indicates an incomplete cancellation of *in* and *out* of order $\pi^+ \pi^-$ pairs expected from a string-like alternating charge structure. The predictions from Jetset and Herwig, shown by the open circles and open squares, respectively, are in qualitative agreement with the data.

4 p_T Compensation of $\pi^+ \pi^-$, K^+K^- and $p\bar{p}$ Pairs

The mechanism of local p_T conservation (i.e., compensation) can be studied from correlations in p_T between particles which are adjacent or nearby in rapidity. The azimuthal-angle difference between particles, $\Delta\phi$, measured in the p_T -plane, where p_T is transverse

to the thrust direction, is the variable used in this analysis. The tagging procedure used for the rapidity-alignment analysis is not employed here.

According to the string and cluster models, p_T correlations should be stronger for oppositely-charged like-particle pairs. In the case of the string model, this can be understood from examination of Figure 1, where adjacent hadrons share quarks from a single ‘breakup’ vertex. For cluster models, p_T correlations can also be expected, for example, from the fact that clusters frequently decay into like-particle pairs.

The particle pairs $\pi^+\pi^-$, K^+K^- , and $p\bar{p}$, determined with the particle identification combined-probability tag at the ‘standard’ level, are used in this study [4]. The requirement is made that the absolute relative difference in p_T between the two particles, $|p_T^+ - p_T^-|/.5(p_T^+ + p_T^-)$, be less than 0.1. In this formula p_T is treated as a scalar. In addition, the thrust value for the event is required to be greater than 0.95 for the events with $\pi^+\pi^-$ and K^+K^- pairs, and, because of reduced statistics, greater than 0.9 for the $p\bar{p}$ case. These stringent conditions provide better definition of p_T with respect to the initial $q\bar{q}$ direction, and thus more sensitivity to differences between the string and cluster models. Also, for the $\pi^+\pi^-$ pairs, the particles are required to be adjacent in rapidity (rapidity-ranks differ by one unit). For the K^+K^- pairs, the rapidity-ranks are allowed to differ by two units in order to increase statistics. For the $p\bar{p}$ pairs, this condition is not applied because of reduced statistics.

The uncorrected distributions of $\Delta\phi$ are shown in Figures 5(a), (b), and (c) for $\pi^+\pi^-$, K^+K^- , and $p\bar{p}$ pairs, respectively. The data are represented by the solid circles. The string and cluster model predictions, from Jetset and standard Herwig, are shown by the ‘dashed’ and ‘dot-dashed’ lines, respectively. Error bars for Jetset (open circles) and Herwig (open squares) are shown for selected points. The Jetset errors are statistical. Since Herwig did not give good agreement with the data, systematic errors were evaluated by varying the parameters from Herwig according to the fit results of reference [5]. Only the cluster-mass cutoff parameter had a significant effect on the $\Delta\phi$ distribution.

In all three cases, the Jetset predictions give significantly better agreement with the data than does Herwig. However, Jetset does not predict quite enough peaking at $\Delta\phi = 0^\circ$ for the K^+K^- and $p\bar{p}$ pairs. It should be mentioned that although Jetset contains p_T conservation in each string breakup, it does not take into account local p_T compensation between neighbouring vertices, see Ref [7].

A clear disagreement occurs for the model Herwig which predicts a stronger peaking of the distribution at $\Delta\phi = 180^\circ$, for all three cases, as compared to the data. This comes about because the clusters decay predominantly into two particles which emerge back-to-back in p_T , for clusters with small initial p_T . This ‘limitation’ of the Herwig model design arises from the assumption of isotropically-decaying clusters which is basic to the model.

For comparison to the $p\bar{p}$ data one might expect better agreement from the Herwig model which incorporates the gluon-to-diquarks process. The prediction, for this case, is shown by the ‘dotted’ line in Figure 5(c), with error bars and open triangles for selected points. As seen there is significant improvement in the Herwig prediction, however it still fails to give an adequate description.

5 Conclusions

The rapidity-alignment of K^+K^- and $p\bar{p}$ pairs resulting from their asymmetric orientation in rapidity, with respect to the direction from primary quark to antiquark, is observed. The Jetset string model agrees well with both the K^+K^- and $p\bar{p}$ data. The

Herwig cluster model agrees with the K^+K^- data; however, agreement for the $p\bar{p}$ case can be achieved only if the non-perturbative process gluon-to-diquarks is implemented. In this case, the predicted baryon production is greatly increased. Inauspiciously, in order to obtain agreement with the data, it is essential to reduce the a priori weight-parameter (hypothesized value 1.0) for splitting a cluster to form baryons to ~ 0.25 .

Particle pair correlations in p_T are in much better agreement with Jetset than with Herwig. Herwig fails to describe the p_T correlations for all cases, $\pi^+\pi^-$, K^+K^- , and $p\bar{p}$ because of the mechanism of isotropically-decaying clusters inherent in the model.

Acknowledgements

We are greatly indebted to our technical collaborators, to the members of the CERN-SL Division for the excellent performance of the LEP collider, and to the funding agencies for their support in building and operating the DELPHI detector.

We acknowledge in particular the support of

Austrian Federal Ministry of Science and Traffics, GZ 616.364/2-III/2a/98,

FNRS-FWO, Belgium,

FINEP, CNPq, CAPES, FUJB and FAPERJ, Brazil,

Czech Ministry of Industry and Trade, GA CR 202/99/1362,

Commission of the European Communities (DG XII),

Direction des Sciences de la Matière, CEA, France,

Bundesministerium für Bildung, Wissenschaft, Forschung und Technologie, Germany,

General Secretariat for Research and Technology, Greece,

National Science Foundation (NWO) and Foundation for Research on Matter (FOM),

The Netherlands,

Norwegian Research Council,

State Committee for Scientific Research, Poland, 2P03B06015, 2P03B1116 and SPUB/P03/178/98,

JNICT-Junta Nacional de Investigação Científica e Tecnológica, Portugal,

Vedecka grantova agentura MS SR, Slovakia, Nr. 95/5195/134,

Ministry of Science and Technology of the Republic of Slovenia,

CICYT, Spain, AEN96-1661 and AEN96-1681,

The Swedish Natural Science Research Council,

Particle Physics and Astronomy Research Council, UK,

Department of Energy, USA, DE-FG02-94ER40817.

References

- [1] B. Andersson, G. Gustafson, G. Ingelman, T. Sjöstrand, Phys. Rep. **97** (1983) 31.
T. Sjöstrand and M. Bengtsson, Comp. Phys. Comm. **43** (1987) 367;
T. Sjöstrand, CERN-TH.6488/92, May 1992, Revised Sept. 1992.
- [2] G. Marchesini and B. R. Webber, Nucl. Phys. **B238** (1984) 1;
B. R. Webber, Nucl. Phys. **B238** (1984) 492;
G. Abbiendi et al., Comp. Phys. Comm. **67** (1992) 465;
M. H. Seymour, in *Proceedings of the Workshop on Photon Radiation from Quarks*,
Annecy France, 2-3 Dec. 1991, Ed. S. Cartwright, CERN 92-04, p. 113.
- [3] D. Muller (for the SLD Coll.), Nucl. Phys. Proc. Suppl. **86** (2000) 7;
M. Kalelkar (for the SLD Coll.), Nucl. Phys. Proc. Suppl. **96** (2001) 31.
- [4] DELPHI Coll., P. Aarnio et al., Nucl. Instr. and Meth. **A303** (1991) 233;
DELPHI Coll., P. Abreu et al., Nucl. Instr. and Meth. **A378** (1996) 57;
DELPHI Coll., P. Aarnio et al., Phys. Lett. **B240** (1990) 271.
- [5] DELPHI Coll., P. Abreu et al., Z. Phys. **C73** (1996) 11.
- [6] DELPHI Coll., P. Abreu et al., Phys. Lett. **B407** (1997) 174.
- [7] B. Andersson, G. Gustafson, J. Samuelsson, Z. Phys. **C64** (1994) 653.

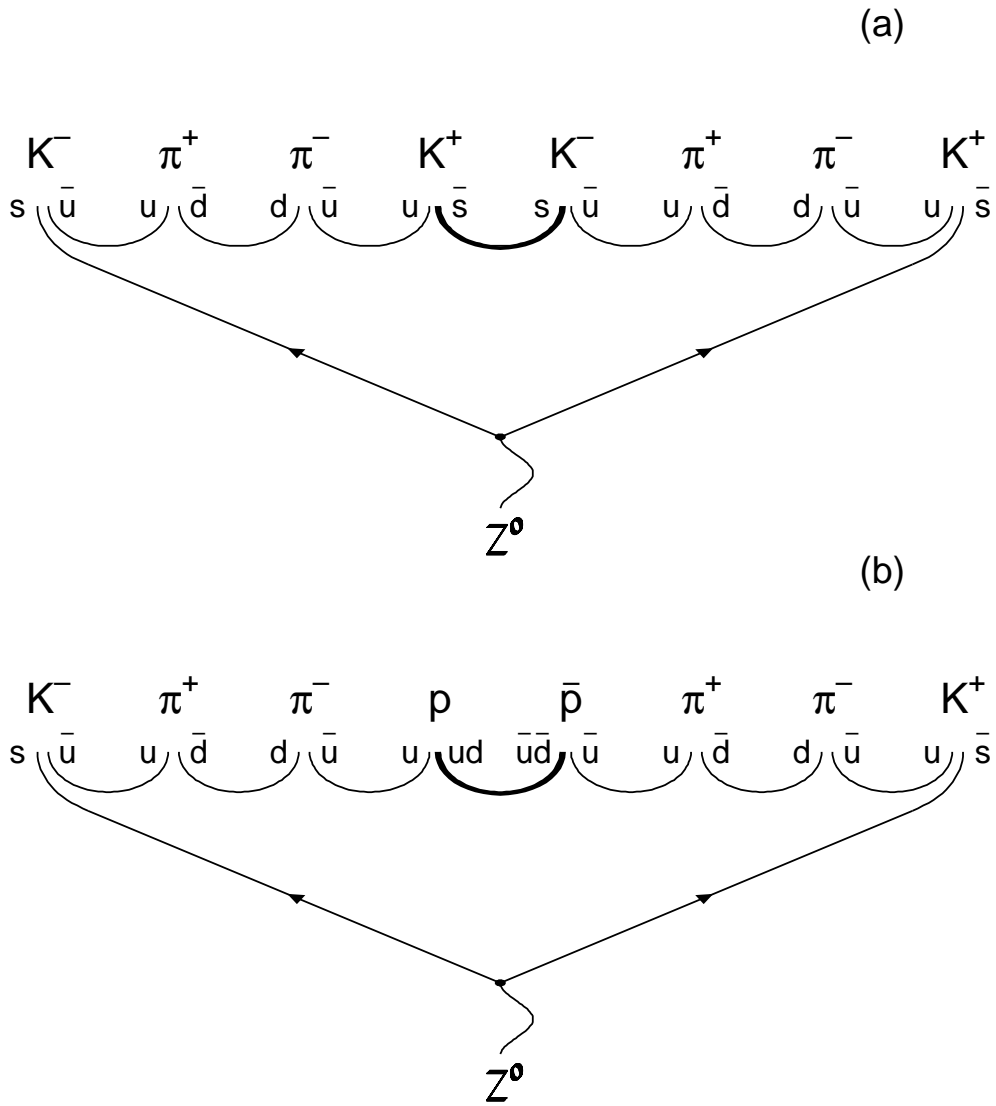


Figure 1: Illustration of K^+K^- and $p\bar{p}$ production in the string model. Each loop represents a $q\bar{q}$ or diquark anti-diquark pair produced from potential energy in the string. (a) Production of K^+K^- from an $s\bar{s}$ virtual pair. (b) Production of $p\bar{p}$ from a diquark anti-diquark pair.

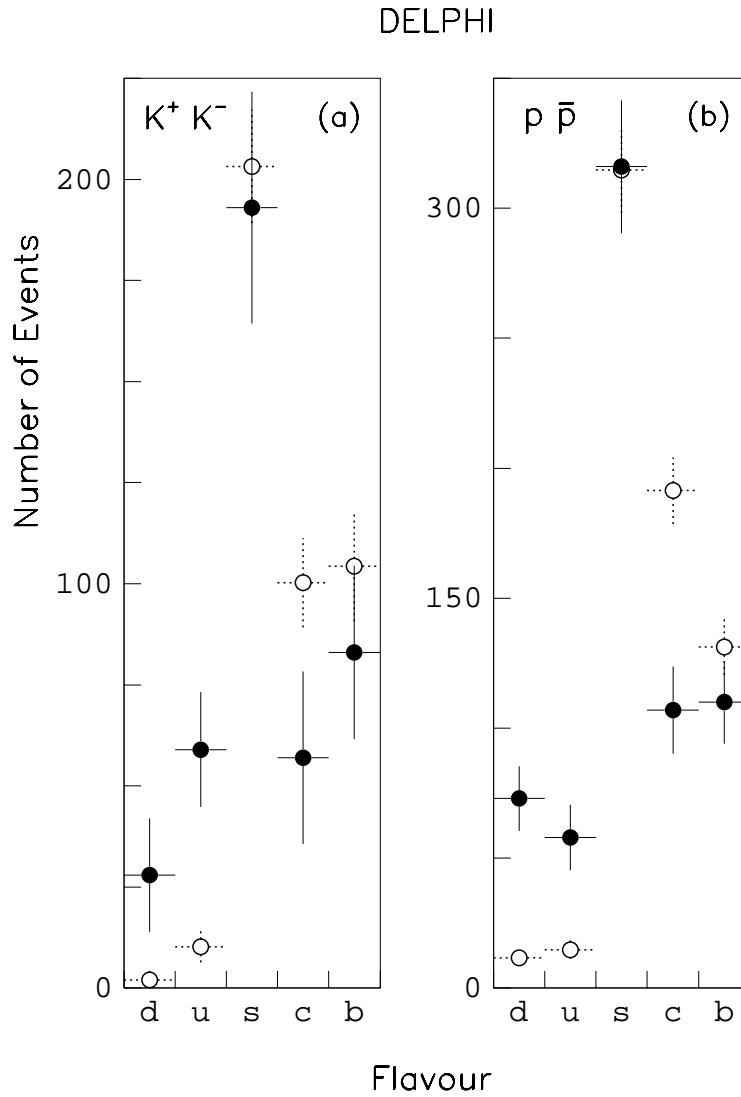


Figure 2: Distribution of primary-quark flavour from Jetset and Herwig shown by the solid and open circles, respectively, for events that have been tagged by high momentum charged K 's. (a) For $K^+ K^-$ production (in addition to the tagged K 's). (b) For $p \bar{p}$ production.

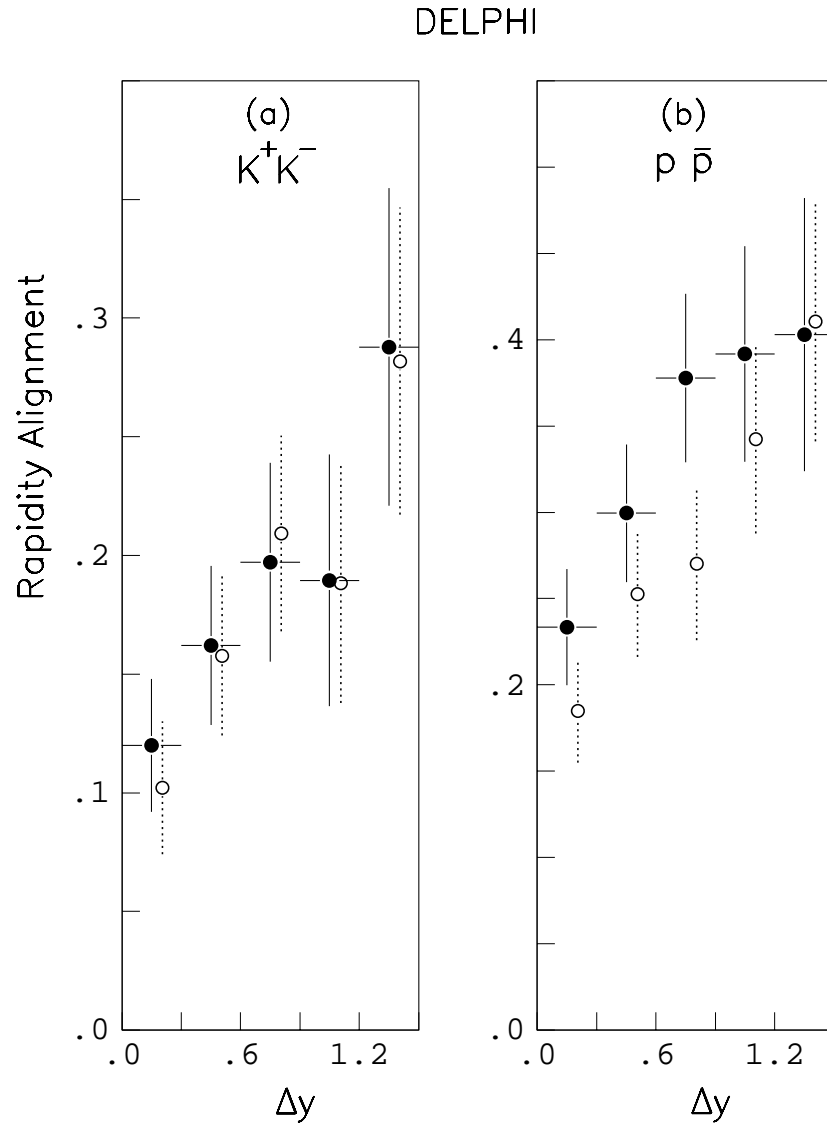


Figure 3: Rapidity-alignment, uncorrected, as a function of the absolute rapidity difference, Δy , between the particle pair. The data points are indicated by the solid circles, and the predictions of Jetset are shown by the open circles. The plot is an integral; i.e., all pairs with Δy greater than a given (abscissa) value are plotted. (a) for K^+K^- pairs. (b) for $p\bar{p}$ pairs.

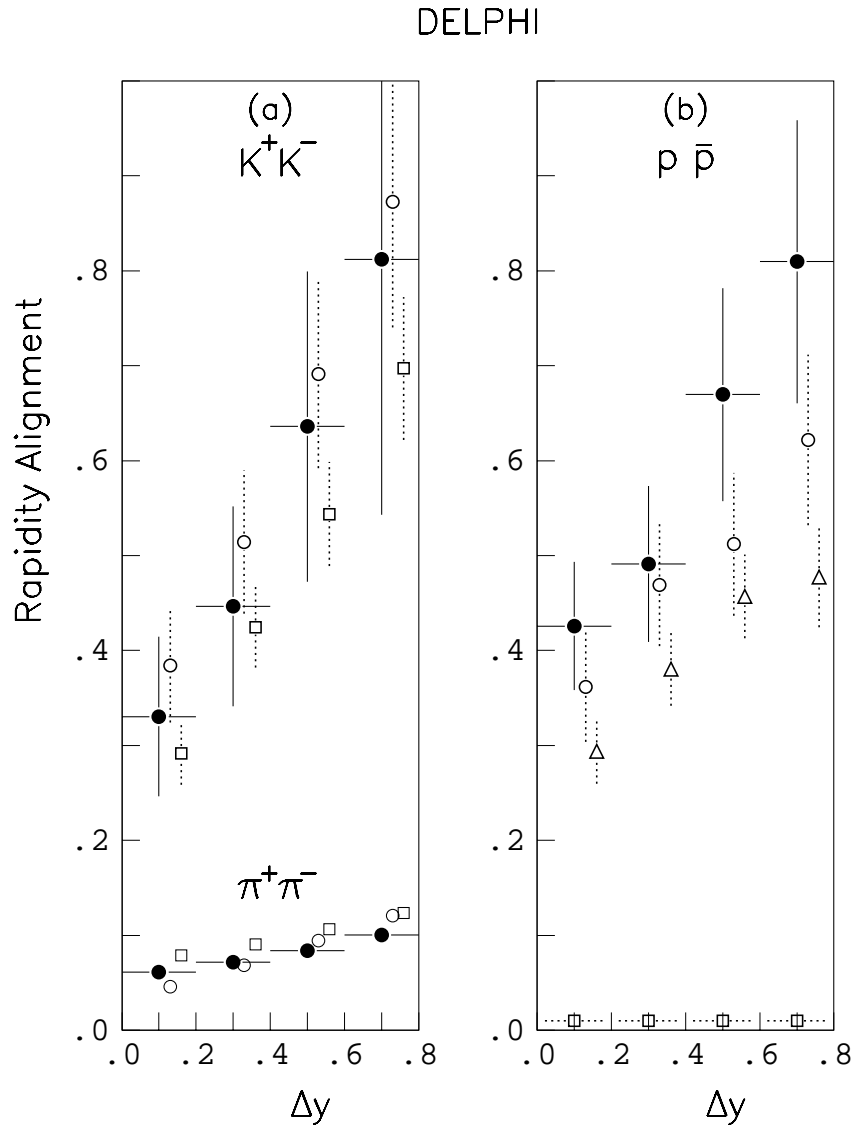


Figure 4: Rapidity-alignment, corrected for background, as a function of the absolute rapidity difference, Δy , between the particle pair. The data points are indicated by the solid circles, and the predictions of Jetset and standard Herwig are shown by the open circles and squares, respectively. The plot is an integral; i.e., all pairs with Δy greater than a given (abscissa) value are plotted. (a) for K^+K^- pairs and $\pi^+\pi^-$ pairs; the $\pi^+\pi^-$ pairs do not have like-sign pair subtraction, see text. (b) for $p\bar{p}$ pairs. The Herwig result with the process gluon to diquarks included is shown by the open triangles.

DELPHI

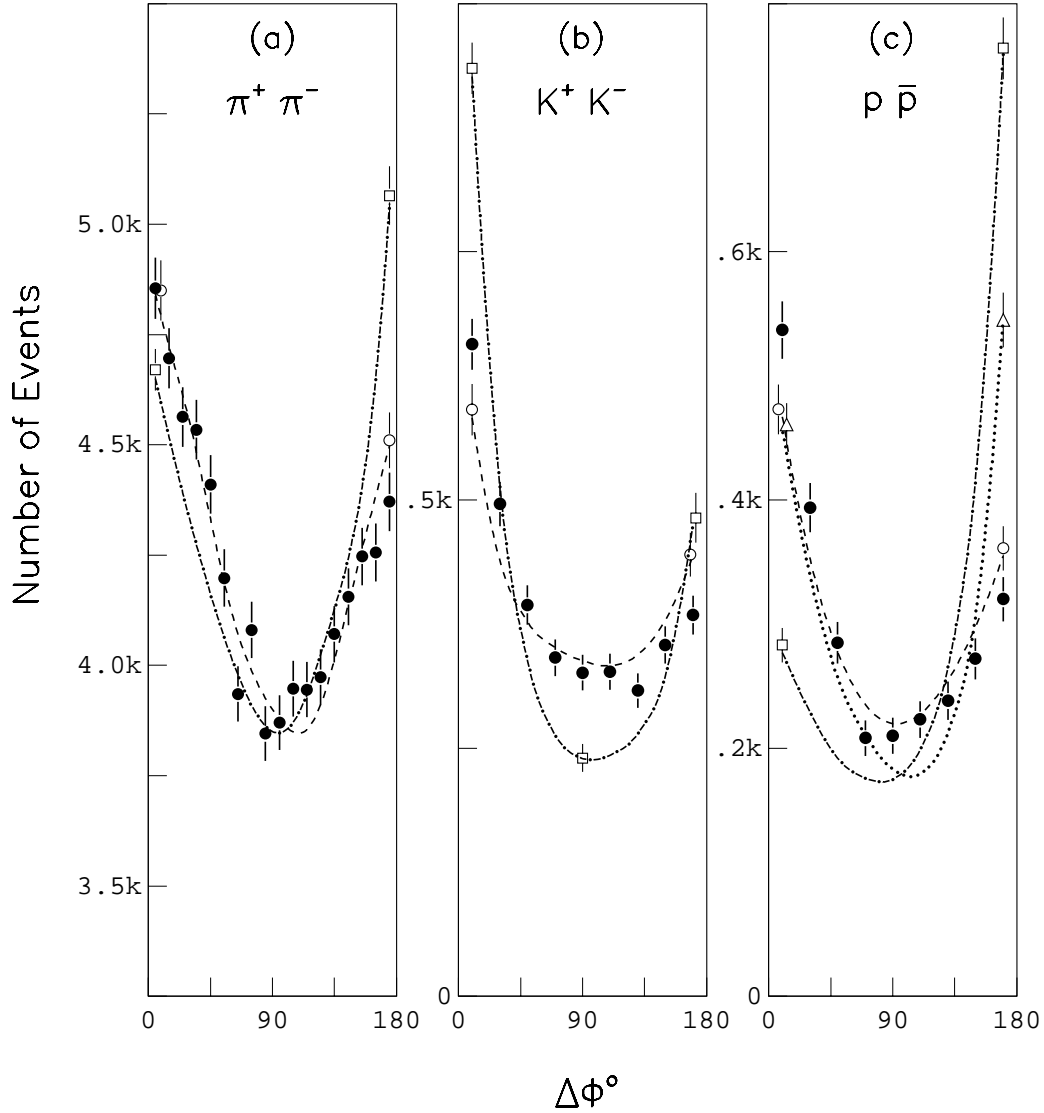


Figure 5: Azimuthal-angle difference, $\Delta\phi$, between particles from the oppositely-charged particle pairs $\pi^+\pi^-$, K^+K^- , and $p\bar{p}$. $\Delta\phi$ is measured in the p_T -plane, where p_T is transverse to the thrust direction (defined in text). In addition, a requirement on thrust and p_T is made (see text). The data points are indicated by the solid circles. The predictions from Jetset and standard Herwig are shown by the dashed and dot-dashed lines, respectively. Error bars for Jetset (open circles) and Herwig (open squares) are shown for selected points (see text). (a) for $\pi^+\pi^-$ pairs, adjacent in rapidity. Plot has suppressed zero. (b) for K^+K^- pairs, rapidity-ranks differ up to two units. (c) for $p\bar{p}$ pairs, without a rapidity condition. The prediction from Herwig with the process gluon-to-diquarks implemented is shown by the dotted line, with error bars and open triangles for selected points.