



HAL
open science

Search for R-parity Violating Decays of Supersymmetric Particles in e^+e^- Collisions at LEP

P. Achard, O. Adriani, M. Aguilar-Benitez, J. Alcaraz, G. Alemanni, J. Allaby, A. Aloisio, M G. Alviggi, H. Anderhub, V P. Andreev, et al.

► **To cite this version:**

P. Achard, O. Adriani, M. Aguilar-Benitez, J. Alcaraz, G. Alemanni, et al.. Search for R-parity Violating Decays of Supersymmetric Particles in e^+e^- Collisions at LEP. Physics Letters B, 2002, 524, pp.65-80. 10.1016/S0370-2693(01)01367-3 . in2p3-00010553

HAL Id: in2p3-00010553

<https://in2p3.hal.science/in2p3-00010553v1>

Submitted on 20 Dec 2001

HAL is a multi-disciplinary open access archive for the deposit and dissemination of scientific research documents, whether they are published or not. The documents may come from teaching and research institutions in France or abroad, or from public or private research centers.

L'archive ouverte pluridisciplinaire **HAL**, est destinée au dépôt et à la diffusion de documents scientifiques de niveau recherche, publiés ou non, émanant des établissements d'enseignement et de recherche français ou étrangers, des laboratoires publics ou privés.

Search for R-parity Violating Decays of Supersymmetric Particles in e^+e^- Collisions at LEP

The L3 Collaboration

Abstract

A search, in e^+e^- collisions, for chargino, neutralino, scalar lepton and scalar quark pair-production is performed, without assuming R-parity conservation in decays, in the case that only one of the coupling constants λ_{ijk} or λ''_{ijk} is non-negligible. No signal is found in data up to a centre-of-mass energy of 208 GeV. Limits on the production cross sections and on the masses of supersymmetric particles are derived.

To be submitted to Phys. Lett. B

1 Introduction

The most general superpotential of the Minimal Supersymmetric Standard Model (MSSM) [1], which describes a supersymmetric, renormalizable and gauge invariant theory, with minimal particle content, includes the term W_R [2, 3]:

$$W_R = \lambda_{ijk} L_i L_j \bar{E}_k + \lambda'_{ijk} L_i Q_j \bar{D}_k + \lambda''_{ijk} \bar{U}_i \bar{D}_j \bar{D}_k, \quad (1)$$

where λ_{ijk} , λ'_{ijk} and λ''_{ijk} denote the Yukawa couplings and i , j and k the generation indices; L_i and Q_i are the left-handed lepton- and quark-doublet superfields, \bar{E}_i , \bar{D}_i and \bar{U}_i are the right-handed singlet superfields for charged leptons, down- and up-type quarks, respectively. The $L_i L_j \bar{E}_k$ and $L_i Q_j \bar{D}_k$ terms violate the leptonic quantum number L , while the $\bar{U}_i \bar{D}_j \bar{D}_k$ terms violate the baryonic quantum number B .

R-parity is a multiplicative quantum number defined as:

$$R = (-1)^{3B+L+2S}, \quad (2)$$

where S is the spin. For ordinary particles R is $+1$, while it is -1 for their supersymmetric partners. R-parity conservation implies that supersymmetric particles can only be produced in pairs and then decay in cascade to the lightest supersymmetric particle (LSP), which is stable [4]. This hypothesis is formulated in order to prevent a fast proton decay [5], disfavoured by present limits [6]. However, the absence of either the B- or the L-violating terms is enough to prevent such a decay, and the hypothesis of R-parity conservation can be relaxed. As a consequence, two new kinds of processes are allowed: single production of supersymmetric particles [7, 8], or LSP decays into Standard Model particles via scalar lepton or scalar quark exchange. For these decays, the MSSM production mechanisms are unaltered by the operators in Equation 1. In this letter, the cases in which either a neutralino or a scalar lepton is the LSP are considered.

In this paper, we describe the search for pair-produced neutralinos ($e^+e^- \rightarrow \tilde{\chi}_m^0 \tilde{\chi}_n^0$, with $m = 1, 2$ and $n = 1, \dots, 4$), charginos ($e^+e^- \rightarrow \tilde{\chi}_1^+ \tilde{\chi}_1^-$), scalar leptons ($e^+e^- \rightarrow \tilde{\ell}_R^+ \tilde{\ell}_R^-$, where $\tilde{\ell}_R^\pm$ represents scalar electrons, muons or tau and $e^+e^- \rightarrow \tilde{\nu} \tilde{\nu}$) and scalar quarks ($e^+e^- \rightarrow \tilde{q} \tilde{q}$) with subsequent R-parity violating decays, assuming that only one of the coupling constants λ_{ijk} or λ''_{ijk} is non-negligible. Only the supersymmetric partners of the right-handed charged leptons, $\tilde{\ell}_R$, are considered, as they are expected to be lighter than the corresponding left-handed ones.

Supersymmetric particles can either decay directly into two or three fermions according to the dominant interaction term, or indirectly via the LSP. The different decay modes are detailed in Table 1. Four-body decays of the lightest scalar lepton are also taken into account in the case of λ''_{ijk} . In the present analysis, the dominant coupling is assumed to be greater than 10^{-5} [9], which corresponds to decay lengths below 1 cm.

Previous L3 results at centre-of-mass energies (\sqrt{s}) up to 189 GeV are reported in References 10 and 11, where also λ'_{ijk} couplings are discussed. Two new analyses are presented in this letter: $e^+e^- \rightarrow \tilde{\nu} \tilde{\nu}$ and $e^+e^- \rightarrow \tilde{q} \tilde{q}$ in the case of λ''_{ijk} couplings. New interpretations for scalar leptons and scalar quarks in the MSSM framework are also performed.

Searches for R-parity violating decays of supersymmetric particles were also reported by other LEP experiments [8, 12].

Particle	Direct decays		Indirect decays	
	λ_{ijk}	λ''_{ijk}	via $\tilde{\chi}_1^0$	via $\tilde{\ell}$
$\tilde{\chi}_1^0$	$\ell_i^- \nu_j \ell_k^+, \nu_i \ell_j^+ \ell_k^-$	$\bar{u}_i \bar{d}_j \bar{d}_k$	–	$\ell \tilde{\ell}$
$\tilde{\chi}_{n(n \geq 2)}^0$	$\ell_i^- \nu_j \ell_k^+, \nu_i \ell_j^+ \ell_k^-$	$\bar{u}_i \bar{d}_j \bar{d}_k$	$Z^* \tilde{\chi}_{m(m < n)}^0,$ $W^* \tilde{\chi}_1^\pm$	$\ell \tilde{\ell}$
$\tilde{\chi}_1^+$	$\nu_i \nu_j \ell_k^+, \ell_i^+ \ell_j^+ \ell_k^-$	$\bar{d}_i \bar{d}_j \bar{d}_k, u_i u_j d_k,$ $u_i d_j u_k$	$W^* \tilde{\chi}_1^0, W^* \tilde{\chi}_2^0$	
$\tilde{\ell}_{kR}^-$	$\nu_i \ell_j^-, \nu_j \ell_i^-$	–	$\ell_k^- \tilde{\chi}_1^0$	–
$\tilde{\nu}_i, \tilde{\nu}_j$	$\ell_j^- \ell_k^+, \ell_i^- \ell_k^+$	–	$\nu_i \tilde{\chi}_1^0, \nu_j \tilde{\chi}_1^0$	
\tilde{u}_{iR}	–	$\bar{d}_j \bar{d}_k$	$u_i \tilde{\chi}_1^0$	–
$\tilde{d}_{jR}, \tilde{d}_{kR}$	–	$\bar{u}_i \bar{d}_k, \bar{u}_i \bar{d}_j$	$d_j \tilde{\chi}_1^0, d_k \tilde{\chi}_1^0$	–

Table 1: R-parity violating decays of the supersymmetric particles considered in this analysis. Charged conjugate states are implied. Indirect decays via scalar leptons are relevant only for neutralinos when the scalar lepton is the LSP. Only supersymmetric partners of the right-handed charged leptons are taken into account. Decays to more than three fermions are not listed. Z^* and W^* indicate virtual Z and W bosons.

2 Data and Monte Carlo Samples

The data used correspond to an integrated luminosity of 450.6 pb^{-1} collected with the L3 detector [13] at $\sqrt{s} = 192 - 208 \text{ GeV}$. For the search for scalar quarks and scalar neutrinos decaying via λ''_{ijk} couplings, also the data sample collected at $\sqrt{s} = 189 \text{ GeV}$ is used. This corresponds to an additional integrated luminosity of 176.4 pb^{-1} .

The signal events are generated with the program SUSYGEN [14] for different mass values and for all possible choices of the generation indices.

The following Monte Carlo generators are used to simulate Standard Model background processes: PYTHIA [15] for $e^+e^- \rightarrow Ze^+e^-$ and $e^+e^- \rightarrow ZZ$, BHWIDE [16] for $e^+e^- \rightarrow e^+e^-$, KK2F [17] for $e^+e^- \rightarrow \mu^+\mu^-$, $e^+e^- \rightarrow \tau^+\tau^-$ and $e^+e^- \rightarrow q\bar{q}$, PHOJET [18] and PYTHIA for $e^+e^- \rightarrow e^+e^-$ hadrons, DIAG36 [19] for $e^+e^- \rightarrow e^+e^- \ell^+ \ell^-$ ($\ell = e, \mu, \tau$), KORALW [20] for $e^+e^- \rightarrow W^+W^-$ and EXCALIBUR [21] for $e^+e^- \rightarrow q\bar{q}' \ell \nu$ and $e^+e^- \rightarrow \ell \nu \ell' \nu$. The number of simulated events corresponds to at least 50 times the luminosity of the data, except for Bhabha and two-photon processes, where the Monte Carlo samples correspond to 2 to 10 times the luminosity.

The detector response is simulated using the GEANT package [22]. It takes into account effects of energy loss, multiple scattering and showering in the detector materials. Hadronic interactions are simulated with the GHEISHA program [23]. Time dependent detector inefficiencies are also taken into account in the simulation procedure.

Data and Monte Carlo samples are reconstructed with the same program. Isolated leptons ($\ell = e, \mu, \tau$) are identified as described in Reference 11. Remaining clusters and tracks are classified as hadrons. Jets are reconstructed with the DURHAM algorithm [24]. The jet resolution parameter y_{mn} is defined as the y_{cut} value at which the event configuration changes from n to m jets. At least one time of flight measurement has to be consistent with the beam crossing to reject cosmic rays.

3 λ_{ijk} Analysis

The different topologies arising when λ_{ijk} couplings dominate are shown in Table 2 and can be classified into four categories: $2\ell + \cancel{E}$, $4\ell + \cancel{E}$, 6ℓ , $\geq 4\ell$ plus possible jets and \cancel{E} . The missing energy \cancel{E} indicates final state neutrinos escaping detection. After a common preselection [11], based on the visible energy, the event multiplicity and the number of identified leptons, a dedicated selection is developed for each group, taking into account lepton flavours, particle boosts and virtual W and Z decay products.

Direct decays	Selections
$e^+e^- \rightarrow \tilde{\chi}_m^0 \tilde{\chi}_n^0 \rightarrow llll\nu\nu$	$4\ell + \cancel{E}$
$e^+e^- \rightarrow \tilde{\chi}_1^+ \tilde{\chi}_1^- \rightarrow llllll$	6ℓ
$llll\nu\nu$	$4\ell + \cancel{E}$
$ll\nu\nu\nu$	$2\ell + \cancel{E}$
$e^+e^- \rightarrow \tilde{\ell}_R^+ \tilde{\ell}_R^- \rightarrow l\nu l\nu$	$2\ell + \cancel{E}$
$e^+e^- \rightarrow \tilde{\nu} \tilde{\nu} \rightarrow llll$	$4\ell + \cancel{E}$
Indirect decays	
$e^+e^- \rightarrow \tilde{\chi}_m^0 \tilde{\chi}_{n(n \geq 2)}^0 \rightarrow \text{cascades}$	$\geq 4\ell + (\text{jets}) + \cancel{E}$
$e^+e^- \rightarrow \tilde{\chi}_1^+ \tilde{\chi}_1^- \rightarrow \tilde{\chi}_{1(2)}^0 \tilde{\chi}_{1(2)}^0 W^* W^*$	$\geq 4\ell + (\text{jets}) + \cancel{E}$
$e^+e^- \rightarrow \tilde{\ell}_R^+ \tilde{\ell}_R^- \rightarrow llllll\nu\nu$	$\geq 4\ell + (\text{jets}) + \cancel{E}$
$e^+e^- \rightarrow \tilde{\nu} \tilde{\nu} \rightarrow llll\nu\nu\nu$	$4\ell + \cancel{E}$

Table 2: Processes considered in the λ_{ijk} analysis and corresponding selections [11]. $\tilde{\chi}_m^0 \tilde{\chi}_n^0$ indicates neutralino pair-production with $m = 1, 2$ and $n = 1, \dots, 4$. ‘‘Cascades’’ refers to all possible final state combinations of Table 1.

After the preselection is applied, 2567 events are selected in the data sample and 2593 ± 12 events are expected from Standard Model processes. The main contributions are: 44.5% from W^+W^- , 21.5% from $q\bar{q}$, 14.7% from $q\bar{q}'e\nu$, 6.6% from two-photon processes (3.9% from $e^+e^- \ell^+ \ell^-$ and 2.7% from e^+e^- hadrons), and 5.6% from $\tau^+ \tau^-$ events.

Figure 1 shows the distributions of the number of leptons, thrust, normalised visible energy and $\ln(y_{34})$ after the preselection. The data are in good agreement with the Monte Carlo expectations.

The final selection criteria are discussed in Reference 11 and yield the efficiencies for direct and indirect decays of the supersymmetric particles summarized in Tables 3 and 4, respectively. Here and in the following sections we discuss only the results obtained for those choices of the generation indices which give the lowest selection efficiencies. The quoted results will thus be conservatively valid for any ijk combination. In the case of direct R-parity violating decays, the efficiencies are estimated for different mass values of the pair-produced supersymmetric particles. In the case of indirect decays, the efficiencies are estimated for different masses and ΔM ranges. ΔM is defined as the mass difference $M_{susy} - M_{\tilde{\chi}_1^0}$, where M_{susy} is the mass of the supersymmetric particle under investigation.

For direct neutralino or chargino decays, as well as for all indirect decays studied, the lowest efficiencies are found for $\lambda_{ijk} = \lambda_{133}$, due to the presence in the final state of taus, whose detection is more difficult.

Direct decays										
Coupling	Process	M	30	40	50	60	70	80	90	102
λ_{133}	$\tilde{\chi}_m^0 \tilde{\chi}_n^0$	ϵ	15	24	32	37	40	42	45	46
		σ	0.07	0.05	0.04	0.03	0.03	0.03	0.02	0.07
λ_{133}	$\tilde{\chi}_1^+ \tilde{\chi}_1^-$	ϵ	–	–	–	–	38	40	43	43
		σ	–	–	–	–	0.07	0.06	0.06	0.17
λ_{12k}	$\tilde{\ell}_R^+ \tilde{\ell}_R^-$	ϵ	–	–	–	–	6	6	8	6
		σ	–	–	–	–	0.39	0.36	0.27	1.16
λ_{121}	$\tilde{\nu} \tilde{\nu}$	ϵ	–	–	–	–	6	8	7	5
		σ	–	–	–	–	0.20	0.15	0.17	0.68
λ_{212}''	$\tilde{\chi}_m^0 \tilde{\chi}_n^0, \tilde{\chi}_1^+ \tilde{\chi}_1^-$	ϵ	39	49	40	44	42	43	46	56
		σ	0.11	0.10	0.08	0.12	0.12	0.11	0.10	0.18
λ_{212}''	$\tilde{e}_R^+ \tilde{e}_R^- *$, $\tilde{\mu}_R^+ \tilde{\mu}_R^- *$	ϵ	39	49	40	44	42	43	46	56
		σ	0.11	0.10	0.08	0.12	0.12	0.11	0.10	0.18
λ_{212}''	$\tilde{\tau}_R^+ \tilde{\tau}_R^- *$	ϵ	39	49	38	44	42	19	14	13
		σ	0.11	0.10	0.15	0.12	0.11	0.18	0.22	0.28
λ_{212}''	$\tilde{\nu} \tilde{\nu} *$	ϵ	7	14	29	21	21	22	25	56
		σ	0.66	0.16	0.13	0.18	0.18	0.17	0.15	0.18
λ_{212}''	$\tilde{q} \tilde{q}$	ϵ	27	26	22	32	31	34	34	34
		σ	0.10	0.13	0.07	0.05	0.28	0.27	0.16	0.13

Table 3: Efficiency values (ϵ , in %) and 95% C.L. cross section upper limits (σ , in pb) for direct decays of the supersymmetric particles, as a function of their mass (M , in GeV). As an example the efficiencies at $\sqrt{s} = 206$ GeV are shown, for the most conservative choice of the couplings. At the other centre-of-mass energies they are compatible within the uncertainties. Typical relative errors on the signal efficiencies, due to Monte Carlo statistics, are between 2% and 5%. $\tilde{\chi}_m^0 \tilde{\chi}_n^0$ indicates neutralino pair-production with $m = 1, 2$ and $n = 1, \dots, 4$. For direct neutralino decays we quote the $\tilde{\chi}_1^0 \tilde{\chi}_1^0$ efficiencies. The upper limits on the pair-production cross sections are calculated using the full data sample, with a total luminosity of 627 pb^{-1} , except for the last mass point, where only the data collected at $\sqrt{s} \geq 204$ GeV are used, corresponding to a luminosity of 216 pb^{-1} . Chargino and scalar lepton pair-production via λ_{ijk} couplings are not investigated for mass values excluded in Reference 11. For the processes marked with * we refer to four-body decays, as described in Section 4.

Indirect decays												
Coupling	Process	ΔM	10	20	30	40	50	60	70	80	90	100
λ_{133}	$\tilde{\chi}_m^0 \tilde{\chi}_n^0 (n \geq 2)$	ϵ	49	48	48	47	45	43	41	38	36	35
		σ	0.09	0.09	0.09	0.09	0.10	0.10	0.11	0.12	0.12	0.13
λ_{133}	$\tilde{\chi}_1^+ \tilde{\chi}_1^-$	ϵ	47	43	39	34	31	25	20	–	–	–
		σ	0.08	0.09	0.10	0.11	0.12	0.15	0.18	–	–	–
λ_{133}	$\tilde{e}_R^+ \tilde{e}_R^-$	ϵ	61	62	63	54	46	35	24	–	–	–
		σ	0.06	0.06	0.06	0.07	0.08	0.11	0.15	–	–	–
λ_{133}	$\tilde{\mu}_R^+ \tilde{\mu}_R^-$	ϵ	71	76	80	77	75	70	65	–	–	–
		σ	0.05	0.05	0.05	0.05	0.05	0.05	0.06	–	–	–
λ_{133}	$\tilde{\tau}_R^+ \tilde{\tau}_R^-$	ϵ	52	59	66	65	64	60	56	–	–	–
		σ	0.07	0.06	0.06	0.06	0.06	0.06	0.07	–	–	–
λ_{133}	$\tilde{\nu} \tilde{\nu}$	ϵ	50	49	49	43	41	39	36	–	–	–
		σ	0.07	0.07	0.07	0.08	0.08	0.09	0.10	–	–	–
λ''_{212}	$\tilde{\chi}_m^0 \tilde{\chi}_n^0 (n \geq 2)$	ϵ	57	60	63	68	66	64	62	58	54	46
		σ	0.18	0.17	0.16	0.15	0.15	0.16	0.17	0.18	0.20	0.23
λ''_{212}	$\tilde{\chi}_1^+ \tilde{\chi}_1^-$	ϵ	65	70	69	73	72	70	71	–	–	–
		σ	0.16	0.15	0.15	0.14	0.15	0.15	0.15	–	–	–
λ''_{212}	$\tilde{e}_R^+ \tilde{e}_R^-$	ϵ	29	51	56	63	66	69	56	46	36	–
		σ	0.18	0.09	0.05	0.05	0.05	0.05	0.05	0.06	0.08	–
λ''_{212}	$\tilde{\mu}_R^+ \tilde{\mu}_R^-$	ϵ	20	28	41	49	52	55	52	42	27	–
		σ	0.10	0.05	0.05	0.05	0.05	0.05	0.05	0.06	0.09	–
λ''_{212}	$\tilde{\tau}_R^+ \tilde{\tau}_R^-$	ϵ	53	57	63	56	46	40	29	17	13	–
		σ	0.15	0.13	0.13	0.13	0.15	0.16	0.22	0.23	0.24	–
λ''_{212}	$\tilde{\nu} \tilde{\nu}$	ϵ	41	43	44	39	37	32	40	50	35	–
		σ	0.13	0.12	0.12	0.12	0.14	0.15	0.08	0.11	0.12	–
λ''_{212}	$\tilde{q} \tilde{q}$	ϵ	55	59	64	65	63	58	47	45	43	–
		σ	0.18	0.16	0.15	0.15	0.16	0.17	0.22	0.22	0.23	–

Table 4: Efficiency values (ϵ , in %) and 95% C.L. cross section upper limits (σ , in pb) for indirect decays of the supersymmetric particles, as a function of ΔM (in GeV). As an example the efficiencies at $\sqrt{s} = 206$ GeV are shown, for the most conservative choice of the couplings. At the other centre-of-mass energies they are compatible within the uncertainties. Typical relative errors on the signal efficiencies, due to Monte Carlo statistics, are between 2% and 5%. $\tilde{\chi}_m^0 \tilde{\chi}_n^0$ indicates neutralino pair-production with $m = 1, 2$ and $n = 2, \dots, 4$. The efficiencies correspond to $M_{\tilde{\chi}_m^0} + M_{\tilde{\chi}_n^0} = 206$ GeV. For indirect decays of charginos, scalar leptons and scalar quarks, the selection efficiencies correspond to a mass of 102 GeV. The upper limits on the pair-production cross sections are calculated using the data at $\sqrt{s} \geq 204$ GeV, with an integrated luminosity of 216 pb^{-1} .

In the case of pair-production of scalar charged leptons, followed by direct decays via λ_{ijk} , the final state contains two leptons plus missing energy. The lepton flavours are given by the indices i and j , independently of the value of k . The lowest selection efficiency is found for $\lambda_{ijk} = \lambda_{12k}$, *i.e.* for events with electrons and muons in the final state, since these low multiplicity events require a tight selection to suppress the large background from lepton pair-production.

Direct decays of scalar neutrinos yield four leptons in the final state. The $4\ell + \cancel{E}$ selections are used as they provide a good analysis sensitivity comparable to that of the dedicated selections for scalar electrons, muons and taus. Scalar neutrino decays into electrons and muons are selected with lower efficiency than decays into taus, due to the missing energy requirements. In particular, the lowest efficiency is obtained for λ_{121} , which can give rise to the decays $\tilde{\nu}_e \rightarrow \mu^- e^+$ and $\tilde{\nu}_\mu \rightarrow e^- e^+$.

4 λ''_{ijk} Analysis

When the λ''_{ijk} couplings dominate, the flavour composition depends on the generation indices. In the case of neutralino and chargino pair-production, the different topologies can be classified into two groups: multijets and multijets with leptons and/or missing energy, as shown in Table 5. After a common preselection [11], dedicated selections are developed for each group, depending on the particle boosts, the ΔM values and the virtual W decay products.

Direct decays		Selections
$e^+e^- \rightarrow \tilde{\chi}_m^0 \tilde{\chi}_n^0 \rightarrow$	qqqqqq	multijets
$e^+e^- \rightarrow \tilde{\chi}_1^+ \tilde{\chi}_1^- \rightarrow$	qqqqqq	multijets
Indirect decays		
$e^+e^- \rightarrow \tilde{\chi}_m^0 \tilde{\chi}_{n(n \geq 2)}^0 \rightarrow$	qqqqqq qq qqqqqq $\ell\ell$ qqqqqq $\nu\nu$	multijets multijets + lepton(s) multijets
$e^+e^- \rightarrow \tilde{\chi}_1^+ \tilde{\chi}_1^- \rightarrow$	qqqqqq qqqq qqqqqq qq $\ell\nu$ qqqqqq $\ell\ell\nu\nu$	multijets multijets + lepton(s) multijets + lepton(s)
$e^+e^- \rightarrow \tilde{\ell}_R^+ \tilde{\ell}_R^- \rightarrow$	qqqqqq $\ell\ell$	6 jets + 2 ℓ
$e^+e^- \rightarrow \tilde{\nu} \tilde{\nu} \rightarrow$	qqqqqq $\nu\nu$	6 jets + \cancel{E}
$e^+e^- \rightarrow \tilde{q} \tilde{q} \rightarrow$	qqqqqq qq	multijets

Table 5: Processes considered in the λ''_{ijk} analysis and corresponding selections [11]. For masses below 50 GeV or small ΔM values not all jets in the event can be resolved. $\tilde{\chi}_m^0 \tilde{\chi}_n^0$ indicates neutralino pair-production with $m = 1, 2$ and $n = 1, \dots, 4$. For final states with neutrinos we use selections with no explicit missing energy requirement, because for those topologies \cancel{E} is small, except for the scalar neutrino decays.

In the case of neutralino, chargino, scalar charged lepton and scalar quark pair-production, the preselection aims at selecting well balanced hadronic events and yields 11770 events in the data sample to be compared with 11719 ± 31 expected from Standard Model processes, of which 62.0% are from $q\bar{q}$ and 32.8% W^+W^- . Figure 2 shows the distributions of thrust,

$\ln(y_{34})$, $\ln(y_{45})$ and width of the most energetic jet after the preselection. The width of a jet is defined as p_T^{jet}/E^{jet} , where the event is clustered into exactly two jets, and p_T^{jet} is the sum of the projections of the particle momenta on to a plane perpendicular to the jet axis, and E^{jet} is the jet energy. There is good agreement between data and Monte Carlo expectations. The efficiencies for direct and indirect decays of the supersymmetric particles after the selections discussed in Reference 11 are summarized in Tables 3 and 4, respectively.

Scalar quarks and scalar neutrinos, not studied in our previous papers, are searched for as follows. Scalar quark pairs can decay directly into 4 or indirectly into 8 quarks, as shown in Table 1. In the first case, the main background sources are $q\bar{q}$ events and W^+W^- decays. For low masses of the primary scalar quarks, the signal configuration is more similar to two back-to-back jets, due to the large jet boost. In this case we use the least energetic jet width to reject the $q\bar{q}$ background, which is the dominant one at low masses. For larger scalar quark masses ($M_{\tilde{q}} > 50$ GeV), the signal events are better described by a 4-jet configuration and selection criteria are applied on y_{34} and the χ^2 of a kinematical fit, which imposes four-momentum conservation and equal mass constraints. In the case of indirect decays into 8 quarks, the same selections as for $\tilde{\chi}_1^0\tilde{\chi}_1^0$ decays into 6 quarks are used [11].

For scalar neutrino pair-production, a different preselection is performed, to take into account the missing momentum in the final state. Low multiplicity events, such as leptonic Z and W decays, are rejected by requiring at least 13 calorimetric clusters. At least one charged track has to be present. The visible energy has to be greater than $0.2\sqrt{s}$. In order to remove background contributions from two-photon interactions, the energy in a cone of 12° half-opening angle around the beam axis has to be below 20% of the total visible energy. Furthermore, the thrust axis is required to be well contained in the detector. Unbalanced events with an initial state radiation photon in the beam pipe are removed. Semileptonic W^+W^- decays are rejected by the requirement that neither the di-jet invariant mass nor that of any identified lepton and the missing four-momentum should be in a 5 GeV interval around the W mass. This preselection yields 13950 events in the data at $\sqrt{s} = 189 - 208$ GeV where 13662 ± 45 are expected from Standard Model processes and the main contributions are 50.6% from $q\bar{q}$, 32.8% from W^+W^- , 9.2% from $e^+e^-q\bar{q}$ and 4.0% from $q\bar{q}'e\nu$. The difference in the number of found and expected data appears in the region where the visible energy is below $0.5\sqrt{s}$, where an important contribution from two-photon interactions and $\ell\nu\ell'\nu$ events is expected. Such events are afterwards rejected by the optimization procedure, which requires a high visible energy.

In the case of indirect decays of scalar neutrinos, the only visible decay products are the jets coming from neutralino decays. Therefore we have derived five selections according to the neutralino mass value, reflecting the different boost and jet broadening configurations. The final selection criteria are optimized [11] by taking into account the following variables: jet widths, $\ln(y_{34})$ and $\ln(y_{45})$, visible energy and polar angles of the missing momentum vector and of the thrust axis.

Supersymmetric partners of the right-handed leptons have no direct two-body decays via λ''_{ijk} couplings. However, when scalar leptons are lighter than $\tilde{\chi}_1^0$, the four-body decay $\tilde{\ell}_R \rightarrow \ell q q q$ can occur [3] providing the same final state as that resulting from indirect decays, but with virtual $\tilde{\chi}_1^0$ production. The non-resonant four-body decay is not implemented in the generator. For this reason, we use the results of the indirect decay analysis, performing a scan over all neutralino mass values up to $M_{\tilde{\ell}_R}$. The resulting lowest efficiency is conservatively quoted in the following for four-body decays. It is found in most cases for $M_{\tilde{\chi}_1^0} \simeq M_{\tilde{\ell}_R}$, as the resulting low energy lepton can not be resolved from the nearby jet. For scalar taus with masses above 70 GeV, the lowest efficiency is found for high ΔM values, as in the case of indirect decays.

5 Model Independent Results

Table 6 shows the overall numbers of candidates and expected background events for the different processes. No significant excess of events is observed. Therefore upper limits are set on the neutralino, chargino and scalar lepton pair-production cross sections assuming direct or indirect R-parity violating decays.

In the case of λ_{ijk} couplings, upper limits are set for each process, independently of the mass value of the supersymmetric particle considered. For λ''_{ijk} couplings, upper limits are derived for each process depending on the mass range of the supersymmetric particles, since this procedure improves the sensitivity of analyses with high background level.

These limits take into account the estimated background contamination. Systematic uncertainties on the signal efficiency are dominated by Monte Carlo statistics. The typical relative error is between 2% and 5% and it is included in the calculations of the signal upper limits [26].

Tables 3 and 4 show the 95% confidence level (C.L.) upper limits on supersymmetric particle pair-production cross sections. For each mass point, all data collected at centre-of-mass energies above the production threshold are combined. For low mass values, the data at $\sqrt{s} = 189$ GeV are also used. Therefore these upper limits should be interpreted as a limit on the luminosity-weighted average cross section.

Coupling	Process	N_{back}	N_{data}
λ_{ijk}	$\tilde{\chi}_1^0 \tilde{\chi}_1^0$	4.9 \pm 0.5	6
	$\tilde{\chi}_m^0 \tilde{\chi}_n^0$	14.7 \pm 0.6	15
	$\tilde{\chi}_1^+ \tilde{\chi}_1^-$ (indirect)	10.1 \pm 0.3	10
	$\tilde{\chi}_1^+ \tilde{\chi}_1^-$ (direct)	37 \pm 3	40
	$\tilde{\ell}_R^+ \tilde{\ell}_R^-$ (indirect)	10.1 \pm 0.3	10
	$\tilde{\ell}_R^+ \tilde{\ell}_R^-$ (direct)	31 \pm 2	34
	$\tilde{\nu} \tilde{\nu}$	4.9 \pm 0.5	6
λ''_{ijk}	$\tilde{\chi}_1^0 \tilde{\chi}_1^0$	661 \pm 4	605
	$\tilde{\chi}_1^+ \tilde{\chi}_1^-$	446 \pm 3	404
	$\tilde{\ell}_R^+ \tilde{\ell}_R^-$	413 \pm 2	361
	$\tilde{\nu} \tilde{\nu}$	671 \pm 6	669
	$\tilde{q} \tilde{q}$	3387 \pm 13	3411

Table 6: Number of observed data (N_{data}) and expected background (N_{back}) events for the different processes. The uncertainty on the expected background is due to Monte Carlo statistics. The deficit in the number of observed data in the neutralino, chargino and slepton analyses is correlated among the channels.

6 Interpretation in the MSSM

In the MSSM framework, neutralino and chargino masses, couplings and cross sections depend on the gaugino mass parameter, M_2 , the higgsino mass mixing parameter, μ , the ratio of the vacuum expectation values of the two Higgs doublets, $\tan \beta$, and the common mass of the scalar

particles at the GUT scale, m_0 . The results presented in this section are obtained by performing a scan in the ranges: $0 \leq M_2 \leq 1000$ GeV, -500 GeV $\leq \mu \leq 500$ GeV, $0 \leq m_0 \leq 500$ GeV and $0.7 \leq \tan \beta \leq 40$. They do not depend on the value of the trilinear coupling in the Higgs sector, A .

6.1 Mass Limits from Scalar Lepton and Scalar Quark Searches

For scalar lepton and scalar quark pair-production, mass limits are derived by direct comparison of the 95% C.L. cross section upper limits with the scalar particle pair-production cross sections, which depend on the scalar particle mass.

We assume no mixing in the scalar lepton sector. Scalar electron and scalar electron neutrino pair-production have an additional contribution from the t -channel exchange of a neutralino or chargino, whose mass spectrum depends on the MSSM parameters. In this case the mass limits are derived at a given value of $\tan \beta$ and μ , here chosen to be $\tan \beta = \sqrt{2}$ and $\mu = -200$ GeV. For scalar quarks, mixing is taken into account for the third generation. The cross section depends on the scalar quark mass and on the mixing angle θ_{LR} . For $\sqrt{s} = 189 - 208$ GeV the production cross section for scalar top pairs is minimal for $\cos \theta_{LR} \sim 0.51$ and for scalar bottom pairs for $\cos \theta_{LR} \sim 0.36$. These values are conservatively used in this analysis.

Figures 3 and 4 show the excluded 95% C.L. contour for different scalar lepton and scalar quark masses, as a function of the neutralino mass. Indirect decays of the scalar leptons dominate over direct ones in the region with $\Delta M > 2$ GeV. For $0 \leq \Delta M < 2$ GeV, 100% branching ratio either into direct or indirect decays is assumed and the worst result is shown. In the negative ΔM region only direct decays contribute. For λ''_{ijk} direct decays of the scalar leptons we quote the results from four-body processes. The 95% C.L. lower mass limits are shown in Table 7, for both direct and indirect decays.

Mass Limit (GeV)	$M_{\tilde{e}_R}$	$M_{\tilde{\mu}_R}$	$M_{\tilde{\tau}_R}$	$M_{\tilde{\nu}_{\mu,\tau}}$	$M_{\tilde{\nu}_e}$	$M_{\tilde{u}_R}$	$M_{\tilde{u}_L}$	$M_{\tilde{d}_R}$	$M_{\tilde{d}_L}$	$M_{\tilde{t}_1}$	$M_{\tilde{b}_1}$
λ_{ijk} (direct)	69	61	61	65	95	–	–	–	–	–	–
λ_{ijk} (indirect)	79	87	86	78	99	–	–	–	–	–	–
λ''_{ijk} (direct)	96	86	75	70	99	80	87	56	86	77	55
λ''_{ijk} (indirect)	96	86	75	70	99	79	87	55	86	77	48

Table 7: Lower limits at 95% C.L. on the masses of the scalar leptons and scalar quarks. The limits result from direct comparison of the 95% C.L. cross section upper limits with the scalar particle pair-production cross sections. \tilde{u}_R , \tilde{u}_L , \tilde{d}_R and \tilde{d}_L refer to any type of up and down supersymmetric partners of the right-handed and left-handed quarks. \tilde{t}_1 and \tilde{b}_1 limits are quoted in the case of minimal production cross section. For λ''_{ijk} direct decays of scalar leptons we refer to four-body processes.

6.2 Mass Limits from Combined Analyses

A point in the MSSM parameter space is excluded if the total number of expected events is greater than the combined upper limit at 95% C.L. on the number of signal events. Neutralino, chargino, scalar lepton and scalar quark analyses are combined since several processes can occur at a given point. Gaugino and scalar mass unification at the GUT scale is assumed. The constraints from the L3 lineshape measurements at the Z pole [25] are also taken into

account [11]. We derive lower limits at 95% C.L. on the neutralino, chargino and scalar lepton masses, as detailed in Table 8.

Mass Limit (GeV)	$M_{\tilde{\chi}_1^0}$	$M_{\tilde{\chi}_2^0}$	$M_{\tilde{\chi}_3^0}$	$M_{\tilde{\chi}_1^\pm}$	$M_{\tilde{\ell}_R}$	$M_{\tilde{\nu}}$
λ_{ijk}	40.2	84.0	107.2	103.0	82.7	152.7
λ''_{ijk}	39.9	80.0	107.2	102.7	88.7	149.0

Table 8: Lower limits at 95% C.L. on the masses of the supersymmetric particles considered in this analysis. The limits result from combined analysis at each MSSM point and from a global scan in the parameter space, as detailed in section 6. The limits on $M_{\tilde{\ell}_R}$ hold for \tilde{e}_R , $\tilde{\mu}_R$ and $\tilde{\tau}_R$.

Figure 5 shows the 95% C.L. lower limits on neutralino and scalar lepton masses as a function of $\tan\beta$. The $\tilde{\chi}_1^0$ and $\tilde{\chi}_2^0$ mass limits are shown for $m_0 = 500$ GeV and the $\tilde{\ell}_R$ ones for $m_0 = 0$. These values of m_0 correspond to the absolute minima from the complete scan on M_2 , μ , m_0 and $\tan\beta$. The chargino mass limit is almost independent of $\tan\beta$, and is close to the kinematic limit for any value of $\tan\beta$ and m_0 . For high m_0 values, neutralino and scalar lepton pair-production contributions are suppressed and the mass limits are given mainly by the chargino exclusion.

For $0 \leq m_0 < 50$ GeV and $1 \leq \tan\beta < 2$, the lightest scalar lepton, the supersymmetric partner of the right-handed electron, can be the LSP. Therefore in this region only the scalar lepton analysis contributes to the limit on the scalar lepton mass. For higher values of $\tan\beta$, $\tilde{\chi}_1^0$ is the LSP and the lower limit on the scalar lepton mass is mainly given by the $\tilde{\chi}_1^0\tilde{\chi}_1^0$ exclusion contours. The absolute limit on $M_{\tilde{\ell}_R}$ is found at $\tan\beta = 0.8$ in the case of λ_{ijk} and at $\tan\beta = 0.7$ for λ''_{ijk} . The difference in the limits is due to the lower cross section upper limit of λ''_{ijk} for scalar lepton direct decays, since the limit on $M_{\tilde{\ell}_R}$ is found when the $\tilde{\ell}_R$ is the LSP. The same limits are obtained without the assumption of a common scalar mass at the GUT scale. For λ_{ijk} the bounds on the scalar lepton masses are found in the case in which the $\tilde{\ell}_R$ is the LSP. For λ''_{ijk} the limits are found when the $\tilde{\ell}_R$ and $\tilde{\chi}_1^0$ are nearly degenerate in mass. In both cases, the neutralino analyses give the main contribution to the exclusion in the regions of the parameter space around the limit. The remaining sensitivity is due to searches for direct slepton decays via λ_{ijk} . As these searches are equally sensitive to scalar electron, muon or tau signals, as shown in Table 3, the limits are unchanged. The scalar neutrino mass limit is also mainly due to neutralino exclusions, resulting in a 95% C.L. lower limit on the scalar neutrino mass above the kinematic limit.

The search for R-parity violating decays of supersymmetric particles reaches at least the same sensitivity as in the R-parity conserving case [27]. Therefore, the supersymmetry limits obtained at LEP are independent of R-parity conservation assumptions.

The L3 Collaboration:

P.Achard,²⁰ O.Adriani,¹⁷ M.Aguilar-Benitez,²⁴ J.Alcaraz,^{24,18} G.Alemanni,²² J.Allaby,¹⁸ A.Aloisio,²⁸ M.G.Alvigi,²⁸ H.Anderhub,⁴⁷ V.P.Andreev,^{6,33} F.Anselmo,⁹ A.Arefiev,²⁷ T.Azmoon,³ T.Aziz,^{10,18} P.Bagnaia,³⁸ A.Bajo,²⁴ G.Baksay,¹⁶ L.Baksay,²⁵ S.V.Baldew,² S.Banerjee,¹⁰ Sw.Banerjee,⁴ A.Barczyk,^{47,45} R.Barillère,¹⁸ P.Bartalini,²² M.Basile,⁹ N.Batalova,⁴⁴ R.Battiston,³² A.Bay,²² F.Becattini,¹⁷ U.Becker,¹⁴ F.Behner,⁴⁷ L.Bellucci,¹⁷ R.Berbeco,³ J.Berdugo,²⁴ P.Berges,¹⁴ B.Bertucci,³² B.L.Betev,⁴⁷ M.Biasini,³² M.Biglietti,²⁸ A.Biland,⁴⁷ J.J.Blaising,⁴ S.C.Blyth,³⁴ G.J.Bobbink,² A.Böhm,¹ L.Boldizsar,¹³ B.Borgia,³⁸ S.Bottai,¹⁷ D.Bourilkov,⁴⁷ M.Bourquin,²⁰ S.Braccini,²⁰ J.G.Branson,⁴⁰ F.Brochu,⁴ A.Buijs,⁴³ J.D.Burger,¹⁴ W.J.Burger,³² X.D.Cai,¹⁴ M.Capell,¹⁴ G.Cara Romeo,⁹ G.Carlino,²⁸ A.Cartacci,¹⁷ J.Casaus,²⁴ F.Cavallari,³⁸ N.Cavallo,³⁵ C.Cecchi,³² M.Cerrada,²⁴ M.Chamizo,²⁰ Y.H.Chang,⁴⁹ M.Chemarin,²³ A.Chen,⁴⁹ G.Chen,⁷ G.M.Chen,⁷ H.F.Chen,²¹ H.S.Chen,⁷ G.Chiefari,²⁸ L.Cifarelli,³⁹ F.Cindolo,⁹ I.Clare,¹⁴ R.Clare,³⁷ G.Coignet,⁴ N.Colino,²⁴ S.Costantini,³⁸ B.de la Cruz,²⁴ S.Cucciarelli,³² J.A.van Dalen,³⁰ R.de Asmundis,²⁸ P.Déglon,²⁰ J.Debreczeni,¹³ A.Degré,⁴ K.Deiters,⁴⁵ D.della Volpe,²⁸ E.Delmeire,²⁰ P.Denes,³⁶ F.DeNotaristefani,⁸ A.De Salvo,⁴⁷ M.Diemoz,³⁸ M.Dierckxsens,² D.van Dierendonck,² C.Dionisi,³⁸ M.Dittmar,^{47,18} A.Doria,²⁸ M.T.Dova,^{11,‡} D.Duchesneau,⁴ P.Duinker,² B.Echenard,²⁰ A.Eline,¹⁸ H.El Mamouni,²³ A.Engler,³⁴ F.J.Eppling,¹⁴ A.Ewers,¹ P.Extermann,²⁰ M.A.Falagan,²⁴ S.Falciano,³⁸ A.Favara,³¹ J.Fay,²³ O.Fedin,³³ M.Felcini,⁴⁷ T.Ferguson,³⁴ H.Fesefeldt,¹ E.Fiandrini,³² J.H.Field,²⁰ F.Filthaut,³⁰ P.H.Fisher,¹⁴ W.Fisher,³⁶ I.Fisk,⁴⁰ G.Forconi,¹⁴ K.Freudenreich,⁴⁷ C.Furetta,²⁶ Yu.Galaktionov,^{27,14} S.N.Ganguli,¹⁰ P.Garcia-Abia,^{5,18} M.Gataullin,³¹ S.Gentile,³⁸ S.Giagu,³⁸ Z.F.Gong,²¹ G.Grenier,²³ O.Grimm,⁴⁷ M.W.Gruenewald,^{8,1} M.Guida,³⁹ R.van Gulik,² V.K.Gupta,³⁶ A.Gurtu,¹⁰ L.J.Gutay,⁴⁴ D.Haas,⁵ D.Hatzifotiadiou,⁹ T.Hebbeker,^{8,1} A.Hervé,¹⁸ J.Hirschfelder,³⁴ H.Hofer,⁴⁷ M.Hohlmann,²⁵ G.Holzner,⁴⁷ S.R.Hou,⁴⁹ Y.Hu,³⁰ B.N.Jin,⁷ L.W.Jones,³ P.de Jong,² I.Josa-Mutuberria,²⁴ D.Käfer,¹ M.Kaur,¹⁵ M.N.Kienzle-Focacci,²⁰ J.K.Kim,⁴² J.Kirkby,¹⁸ W.Kittel,³⁰ A.Klimentov,^{14,27} A.C.König,³⁰ M.Kopal,⁴⁴ V.Koutsenko,^{14,27} M.Kräber,⁴⁷ R.W.Kraemer,³⁴ W.Krenz,¹ A.Krüger,⁴⁶ A.Kunin,¹⁴ P.Ladron de Guevara,²⁴ I.Laktineh,²³ G.Landi,¹⁷ M.Lebeau,¹⁸ A.Lebedev,¹⁴ P.Lebrun,²³ P.Lecomte,⁴⁷ P.Lecoq,¹⁸ P.Le Coultre,⁴⁷ J.M.Le Goff,¹⁸ R.Leiste,⁴⁶ P.Levtchenko,³³ C.Li,²¹ S.Likhoded,⁴⁶ C.H.Lin,⁴⁹ W.T.Lin,⁴⁹ F.L.Linde,² L.Lista,²⁸ Z.A.Liu,⁷ W.Lohmann,⁴⁶ E.Longo,³⁸ Y.S.Lu,⁷ K.Lübelsmeyer,¹ C.Luci,³⁸ L.Luminari,³⁸ W.Lustermann,⁴⁷ W.G.Ma,²¹ L.Malgeri,²⁰ A.Malinin,²⁷ C.Maña,²⁴ D.Mangeol,³⁰ J.Mans,³⁶ J.P.Martin,²³ F.Marzano,³⁸ K.Mazumdar,¹⁰ R.R.McNeil,⁶ S.Mele,^{18,28} L.Merola,²⁸ M.Meschini,¹⁷ W.J.Metzger,³⁰ A.Mihul,¹² H.Milcent,¹⁸ G.Mirabelli,³⁸ J.Mnich,¹ G.B.Mohanty,¹⁰ G.S.Muanza,²³ A.J.M.Muijs,² B.Muscar,⁴⁰ M.Musy,³⁸ S.Nagy,¹⁶ S.Natale,²⁰ M.Napolitano,²⁸ F.Nessi-Tedaldi,⁴⁷ H.Newman,³¹ T.Niessen,¹ A.Nisati,³⁸ H.Nowak,⁴⁶ R.Ofierzynski,⁴⁷ G.Organtini,³⁸ C.Palomares,¹⁸ D.Pandoulas,¹ P.Paolucci,²⁸ R.Paramatti,³⁸ G.Passaleva,¹⁷ S.Patricelli,²⁸ T.Paul,¹¹ M.Pauluzzi,³² C.Paus,¹⁴ F.Pauss,⁴⁷ M.Pedace,³⁸ S.Pensotti,²⁶ D.Perret-Gallix,⁴ B.Petersen,³⁰ D.Piccolo,²⁸ F.Pierella,⁹ M.Pioppi,³² P.A.Piroué,³⁶ E.Pistoletti,²⁶ V.Plyaskin,²⁷ M.Pohl,²⁰ V.Pojidaev,¹⁷ J.Pothier,¹⁸ D.O.Prokofiev,⁴⁴ D.Prokofiev,³³ J.Quartieri,³⁹ G.Rahal-Callot,⁴⁷ M.A.Rahaman,¹⁰ P.Raics,¹⁶ N.Raja,¹⁰ R.Ramelli,⁴⁷ P.G.Rancoita,²⁶ R.Ranieri,¹⁷ A.Raspereza,⁴⁶ P.Razis,²⁹ D.Ren,⁴⁷ M.Rescigno,³⁸ S.Reucroft,¹¹ S.Riemann,⁴⁶ K.Riles,³ B.P.Roe,³ L.Romero,²⁴ A.Rosca,⁸ S.Rosier-Lees,⁴ S.Roth,¹ C.Rosenbleck,¹ B.Roux,³⁰ J.A.Rubio,¹⁸ G.Ruggiero,¹⁷ H.Rykaczewski,⁴⁷ A.Sakharov,⁴⁷ S.Saremi,⁶ S.Sarkar,³⁸ J.Salicio,¹⁸ E.Sanchez,²⁴ M.P.Sanders,³⁰ C.Schäfer,¹⁸ V.Schegelsky,³³ S.Schmidt-Kaerst,¹ D.Schmitz,¹ H.Schopper,⁴⁸ D.J.Schotanus,³⁰ G.Schwering,¹ C.Sciacca,²⁸ L.Servoli,³² S.Shevchenko,³¹ N.Shivarov,⁴¹ V.Shoutko,¹⁴ E.Shumilov,²⁷ A.Shvorob,³¹ T.Siedenburger,¹ D.Son,⁴² P.Spillantini,¹⁷ M.Steuer,¹⁴ D.P.Stickland,³⁶ B.Stoyanov,⁴¹ A.Straessner,¹⁸ K.Sudhakar,¹⁰ G.Sultanov,⁴¹ L.Z.Sun,²¹ S.Sushkov,⁸ H.Suter,⁴⁷ J.D.Swain,¹¹ Z.Szillasi,^{25,¶} X.W.Tang,⁷ P.Tarjan,¹⁶ L.Tauscher,⁵ L.Taylor,¹¹ B.Tellili,²³ D.Teyssier,²³ C.Timmermans,³⁰ Samuel C.C.Ting,¹⁴ S.M.Ting,¹⁴ S.C.Tonwar,^{10,18} J.Tóth,¹³ C.Tully,³⁶ K.L.Tung,⁷ J.Ulbricht,⁴⁷ E.Valente,³⁸ R.T.Van de Walle,³⁰ V.Veszpremi,²⁵ G.Vesztergombi,¹³ I.Vetlitsky,²⁷ D.Vicinanza,³⁹ G.Viertel,⁴⁷ S.Villa,³⁷ M.Vivargent,⁴ S.Vlachos,⁵ I.Vodopianov,³³ H.Vogel,³⁴ H.Vogt,⁴⁶ I.Vorobiev,³⁴²⁷ A.A.Vorobyov,³³ M.Wadhwa,⁵ W.Wallraff,¹ X.L.Wang,²¹ Z.M.Wang,²¹ M.Weber,¹ P.Wienemann,¹ H.Wilkens,³⁰ S.Wynhoff,³⁶ L.Xia,³¹ Z.Z.Xu,²¹ J.Yamamoto,³ B.Z.Yang,²¹ C.G.Yang,⁷ H.J.Yang,³ M.Yang,⁷ S.C.Yeh,⁵⁰ An.Zalite,³³ Yu.Zalite,³³ Z.P.Zhang,²¹ J.Zhao,²¹ G.Y.Zhu,⁷ R.Y.Zhu,³¹ H.L.Zhuang,⁷ A.Zichichi,^{9,18,19} G.Zilizi,^{25,¶} B.Zimmermann,⁴⁷ M.Zöller,¹

- 1 I. Physikalisches Institut, RWTH, D-52056 Aachen, FRG[§]
 - III. Physikalisches Institut, RWTH, D-52056 Aachen, FRG[§]
 - 2 National Institute for High Energy Physics, NIKHEF, and University of Amsterdam, NL-1009 DB Amsterdam, The Netherlands
 - 3 University of Michigan, Ann Arbor, MI 48109, USA
 - 4 Laboratoire d'Annecy-le-Vieux de Physique des Particules, LAPP, IN2P3-CNRS, BP 110, F-74941 Annecy-le-Vieux CEDEX, France
 - 5 Institute of Physics, University of Basel, CH-4056 Basel, Switzerland
 - 6 Louisiana State University, Baton Rouge, LA 70803, USA
 - 7 Institute of High Energy Physics, IHEP, 100039 Beijing, China[△]
 - 8 Humboldt University, D-10099 Berlin, FRG[§]
 - 9 University of Bologna and INFN-Sezione di Bologna, I-40126 Bologna, Italy
 - 10 Tata Institute of Fundamental Research, Mumbai (Bombay) 400 005, India
 - 11 Northeastern University, Boston, MA 02115, USA
 - 12 Institute of Atomic Physics and University of Bucharest, R-76900 Bucharest, Romania
 - 13 Central Research Institute for Physics of the Hungarian Academy of Sciences, H-1525 Budapest 114, Hungary[‡]
 - 14 Massachusetts Institute of Technology, Cambridge, MA 02139, USA
 - 15 Panjab University, Chandigarh 160 014, India.
 - 16 KLTE-ATOMKI, H-4010 Debrecen, Hungary[¶]
 - 17 INFN Sezione di Firenze and University of Florence, I-50125 Florence, Italy
 - 18 European Laboratory for Particle Physics, CERN, CH-1211 Geneva 23, Switzerland
 - 19 World Laboratory, FBLJA Project, CH-1211 Geneva 23, Switzerland
 - 20 University of Geneva, CH-1211 Geneva 4, Switzerland
 - 21 Chinese University of Science and Technology, USTC, Hefei, Anhui 230 029, China[△]
 - 22 University of Lausanne, CH-1015 Lausanne, Switzerland
 - 23 Institut de Physique Nucléaire de Lyon, IN2P3-CNRS, Université Claude Bernard, F-69622 Villeurbanne, France
 - 24 Centro de Investigaciones Energéticas, Medioambientales y Tecnológicas, CIEMAT, E-28040 Madrid, Spain^b
 - 25 Florida Institute of Technology, Melbourne, FL 32901, USA
 - 26 INFN-Sezione di Milano, I-20133 Milan, Italy
 - 27 Institute of Theoretical and Experimental Physics, ITEP, Moscow, Russia
 - 28 INFN-Sezione di Napoli and University of Naples, I-80125 Naples, Italy
 - 29 Department of Physics, University of Cyprus, Nicosia, Cyprus
 - 30 University of Nijmegen and NIKHEF, NL-6525 ED Nijmegen, The Netherlands
 - 31 California Institute of Technology, Pasadena, CA 91125, USA
 - 32 INFN-Sezione di Perugia and Università Degli Studi di Perugia, I-06100 Perugia, Italy
 - 33 Nuclear Physics Institute, St. Petersburg, Russia
 - 34 Carnegie Mellon University, Pittsburgh, PA 15213, USA
 - 35 INFN-Sezione di Napoli and University of Potenza, I-85100 Potenza, Italy
 - 36 Princeton University, Princeton, NJ 08544, USA
 - 37 University of California, Riverside, CA 92521, USA
 - 38 INFN-Sezione di Roma and University of Rome, "La Sapienza", I-00185 Rome, Italy
 - 39 University and INFN, Salerno, I-84100 Salerno, Italy
 - 40 University of California, San Diego, CA 92093, USA
 - 41 Bulgarian Academy of Sciences, Central Lab. of Mechatronics and Instrumentation, BU-1113 Sofia, Bulgaria
 - 42 The Center for High Energy Physics, Kyungpook National University, 702-701 Taegu, Republic of Korea
 - 43 Utrecht University and NIKHEF, NL-3584 CB Utrecht, The Netherlands
 - 44 Purdue University, West Lafayette, IN 47907, USA
 - 45 Paul Scherrer Institut, PSI, CH-5232 Villigen, Switzerland
 - 46 DESY, D-15738 Zeuthen, FRG
 - 47 Eidgenössische Technische Hochschule, ETH Zürich, CH-8093 Zürich, Switzerland
 - 48 University of Hamburg, D-22761 Hamburg, FRG
 - 49 National Central University, Chung-Li, Taiwan, China
 - 50 Department of Physics, National Tsing Hua University, Taiwan, China
- [§] Supported by the German Bundesministerium für Bildung, Wissenschaft, Forschung und Technologie
[‡] Supported by the Hungarian OTKA fund under contract numbers T019181, F023259 and T024011.
[¶] Also supported by the Hungarian OTKA fund under contract number T026178.
^b Supported also by the Comisión Interministerial de Ciencia y Tecnología.
[‡] Also supported by CONICET and Universidad Nacional de La Plata, CC 67, 1900 La Plata, Argentina.
[△] Supported by the National Natural Science Foundation of China.

References

- [1] A review can be found for example in:
H.E. Haber and G.L. Kane, Phys. Rep. **117** (1985) 75.
- [2] C.S. Aulakh and R.N. Mohapatra, Phys. Lett. **B 119** (1982) 136;
F. Zwirner, Phys. Lett. **B 132** (1983) 103;
L.J. Hall and M. Suzuki, Nucl. Phys. **B 231** (1984) 419.
For a recent review and a reference to the literature:
H. Dreiner, “An introduction to explicit R-parity violation”, hep-ph/9707435, published
in *Perspectives on Supersymmetry*, ed. G.L. Kane, World Scientific, Singapore (1998).
- [3] R. Barbieri and A. Masiero, Nucl. Phys. **B 267** (1986) 679.
- [4] L3 Collab., M. Acciarri *et al.*, Phys. Lett. **B 471** (1999) 280, Phys. Lett. **B 471** (1999)
308, Phys. Lett. **B 472** (2000) 420 and references therein.
- [5] S. Weinberg, Phys. Rev. **D 26** (1982) 287;
G. Bhattacharyya and P.B. Pal, Phys. Rev. **D 59** (1999) 097701.
- [6] Particle Data Group, D.E. Groom *et al.*, Eur. Phys. J. **C 15** (2000) 1.
- [7] ALEPH Collab., R. Barate *et al.*, Eur. Phys. J. **C 12** (2000) 183;
DELPHI Collab., P. Abreu *et al.*, Phys. Lett. **B 485** (2000) 45;
L3 Collab., M. Acciarri *et al.*, Phys. Lett. **B 489** (2000) 81;
OPAL Collab., G. Abbiendi *et al.*, Eur. Phys. J. **C 6** (1999) 1.
- [8] ALEPH Collab., R. Barate *et al.*, CERN-EP/2000-132, subm. to Eur. Phys. J. **C**.
- [9] S. Dawson, Nucl. Phys. **B 261** (1985) 297.
- [10] L3 Collab., M. Acciarri *et al.*, Phys. Lett. **B 459** (1999) 354.
- [11] L3 Collab., M. Acciarri *et al.*, Eur. Phys. J. **C 19** (2001) 397.
- [12] ALEPH Collab., D. Buskulic *et al.*, Phys. Lett. **B 349** (1995) 238;
ALEPH Collab., D. Buskulic *et al.*, Phys. Lett. **B 384** (1996) 461;
ALEPH Collab., R. Barate *et al.*, Eur. Phys. J. **C 4** (1998) 433;
ALEPH Collab., R. Barate *et al.*, Eur. Phys. J. **C 7** (1999) 383;
ALEPH Collab., R. Barate *et al.*, Eur. Phys. J. **C 13** (2000) 29;
DELPHI Collab., P. Abreu *et al.*, Eur. Phys. J. **C 13** (2000) 591;
DELPHI Collab., P. Abreu *et al.*, Phys. Lett. **B 487** (2000) 36;
DELPHI Collab., P. Abreu *et al.*, Phys. Lett. **B 500** (2001) 22;
DELPHI Collab., P. Abreu *et al.*, Phys. Lett. **B 502** (2001) 24;
OPAL Collab., G. Abbiendi *et al.*, Eur. Phys. J. **C 11** (1999) 619;
OPAL Collab., G. Abbiendi *et al.*, Eur. Phys. J. **C 12** (2000) 1.
- [13] L3 Collab., B. Adeva *et al.*, Nucl. Instr. and Meth. **A 289** (1990) 35;
J.A. Bakken *et al.*, Nucl. Instr. and Meth. **A 275** (1989) 81;
O. Adriani *et al.*, Nucl. Instr. and Meth. **A 302** (1991) 53;
B. Adeva *et al.*, Nucl. Instr. and Meth. **A 323** (1992) 109;

- K. Deiters *et al.*, Nucl. Instr. and Meth. **A 323** (1992) 162;
 F. Beissel *et al.*, Nucl. Instr. and Meth. **A 332** (1993) 33;
 M. Chemarin *et al.*, Nucl. Instr. and Meth. **A 349** (1994) 345;
 M. Acciarri *et al.*, Nucl. Instr. and Meth. **A 351** (1994) 300;
 G. Basti *et al.*, Nucl. Instr. and Meth. **A 374** (1996) 293;
 I.C. Brock *et al.*, Nucl. Instr. and Meth. **A 381** (1996) 236;
 A. Adam *et al.*, Nucl. Instr. and Meth. **A 383** (1996) 342.
- [14] S. Katsanevas and S. Melachroinos, Proceedings of the Workshop “Physics at LEP 2”, eds. G. Altarelli, T. Sjöstrand and F. Zwirner, CERN 96-01 (1996), vol. 2, p. 328.
 SUSYGEN 2.2, S. Katsanevas and P. Morawitz, Comp. Phys. Comm. **112** (1998) 227.
- [15] T. Sjöstrand, preprint CERN-TH/7112/93 (1993), revised August 1995; Comp. Phys. Comm. **82** (1994) 74; preprint hep-ph/0001032 (2000).
- [16] S. Jadach *et al.*, Phys. Lett. **B 390** (1997) 298.
- [17] KK2F Version 4.12 is used.
 S. Jadach, B.F.L. Ward and Z. Wąs, Comp. Phys. Comm **130** (2000) 260.
- [18] PHOJET Version 1.05 is used.
 R. Engel, Z. Phys. **C 66** (1995) 203;
 R. Engel and J. Ranft, Phys. Rev. **D 54** (1996) 4244.
- [19] F.A. Berends, P.H. Daverveldt and R. Kleiss, Nucl. Phys. **B 253** (1985) 441.
- [20] KORALW Version 1.33 is used.
 M. Skrzypek *et al.*, Comp. Phys. Comm. **94** (1996) 216;
 M. Skrzypek *et al.*, Phys. Lett. **B 372** (1996) 289.
- [21] F.A. Berends, R. Kleiss and R. Pittau, Comp. Phys. Comm. **85** (1995) 437.
- [22] GEANT Version 3.15 is used.
 R. Brun *et al.*, preprint CERN DD/EE/84-1 (1984), revised 1987.
- [23] H. Fesefeldt, RWTH Aachen Report PITHA 85/2 (1985).
- [24] S. Catani *et al.*, Phys. Lett. **B 269** (1991) 432;
 S. Bethke *et al.*, Nucl. Phys. **B 370** (1992) 310;
 N. Brown and W.J. Stirling, Z. Phys. **C 53** (1992) 629.
- [25] L3 Collab., M. Acciarri *et al.*, Eur. Phys. J. **C 16** (2000) 1.
- [26] R.D. Cousins and V.L. Highland, Nucl. Instr. and Meth. **A 320** (1992) 331.
- [27] B. Clerbaux, P. Azzurri, Proceedings of the *International Europhysics Conference on High Energy Physics*, July 12–18, 2001, Budapest, Hungary.

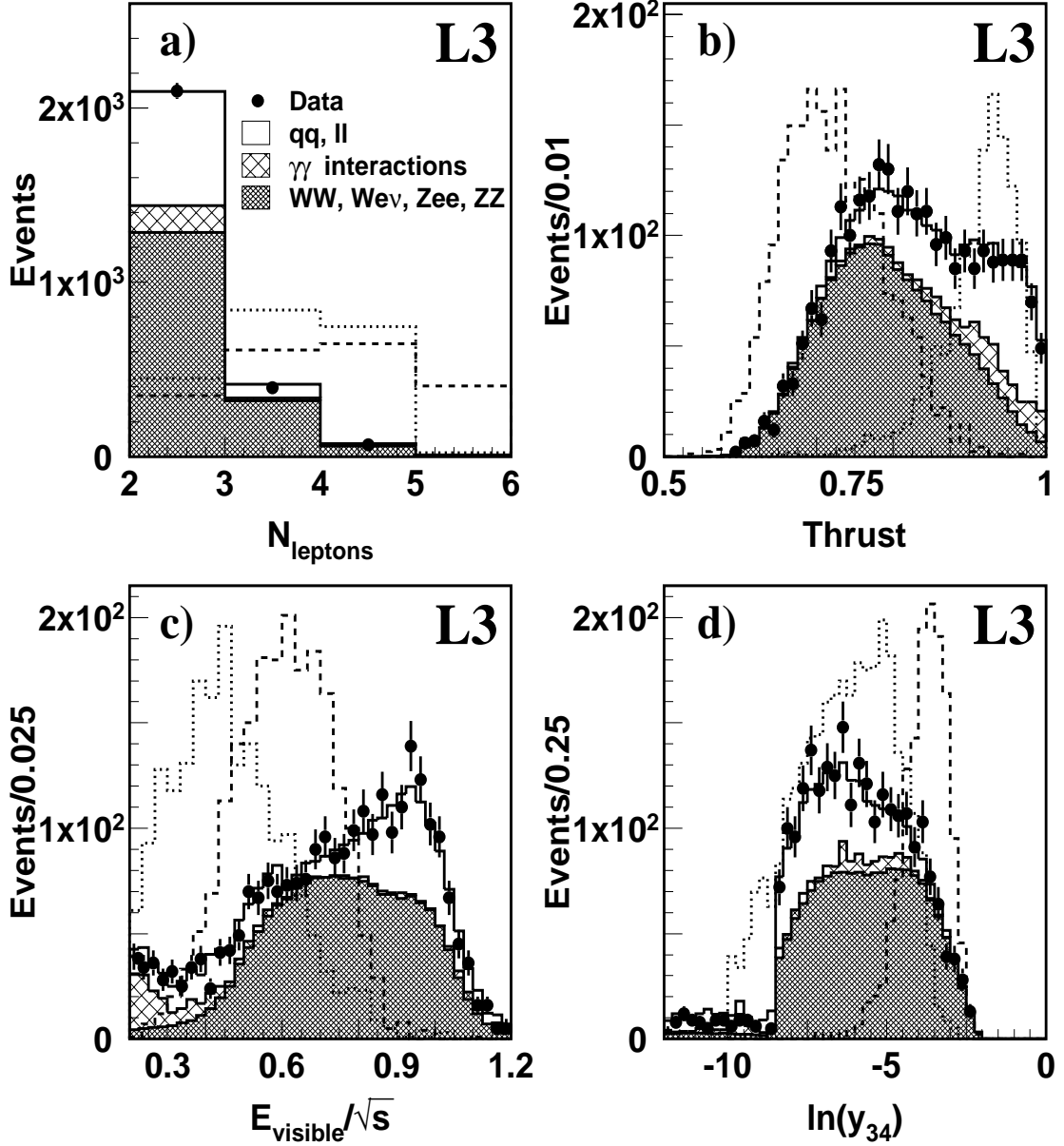


Figure 1: Data and Monte Carlo distributions of a) the number of leptons, b) thrust, c) the normalised visible energy and d) $\ln(y_{34})$ after the λ_{ijk} preselection. The solid histograms show the expectations for Standard Model processes. The dotted and dashed histograms show two examples of signal, with dominant coupling λ_{133} . The dotted histograms represent the process $e^+e^- \rightarrow \tilde{\chi}_1^0 \tilde{\chi}_1^0$, for $M_{\tilde{\chi}_1^0} = 42$ GeV, corresponding to two hundred times the luminosity of the data. The dashed ones represent $e^+e^- \rightarrow \tilde{\chi}_1^+ \tilde{\chi}_1^-$, with $M_{\tilde{\chi}_1^\pm} = 92$ GeV and $\Delta M = M_{\tilde{\chi}_1^\pm} - M_{\tilde{\chi}_1^0} = 50$ GeV, corresponding to twenty times this luminosity.

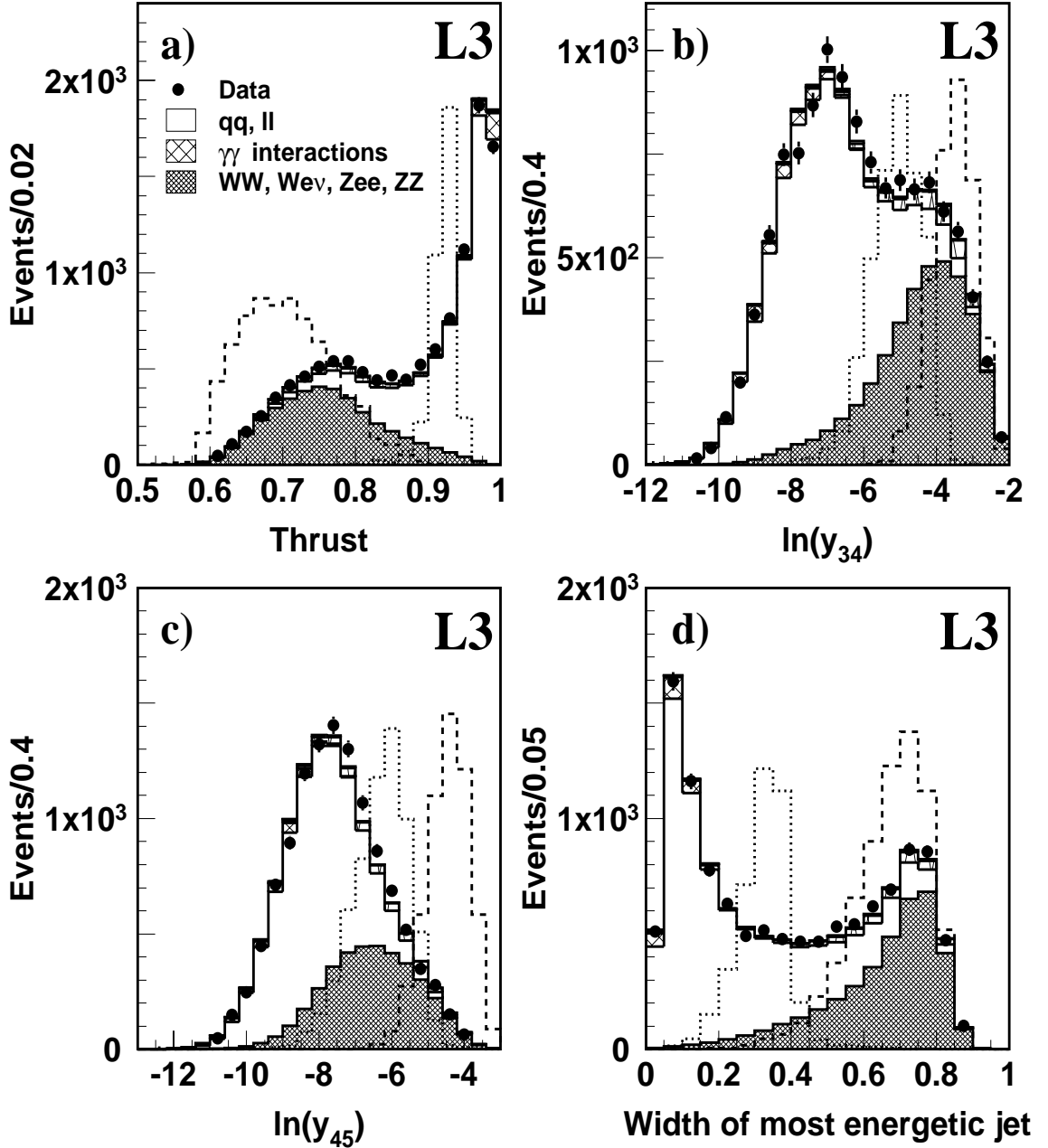


Figure 2: Data and Monte Carlo distributions of a) thrust, b) $\ln(y_{34})$, c) $\ln(y_{45})$ and d) width of the most energetic jet after the λ''_{ijk} preselection. The solid histograms show the expectations for Standard Model processes. The dashed and dotted histograms show two examples of signal, with dominant coupling λ''_{212} , corresponding to decays into c , d and s quarks. The dotted histograms represent the process $e^+e^- \rightarrow \tilde{\chi}_1^0 \tilde{\chi}_1^0$, with $M_{\tilde{\chi}_1^0} = 40$ GeV, corresponding to one hundred times the luminosity of the data. The dashed ones represent $e^+e^- \rightarrow \tilde{\chi}_1^+ \tilde{\chi}_1^-$, with $M_{\tilde{\chi}_1^\pm} = 90$ GeV and $\Delta M = M_{\tilde{\chi}_1^\pm} - M_{\tilde{\chi}_1^0} = 60$ GeV, corresponding to fifteen times this luminosity.

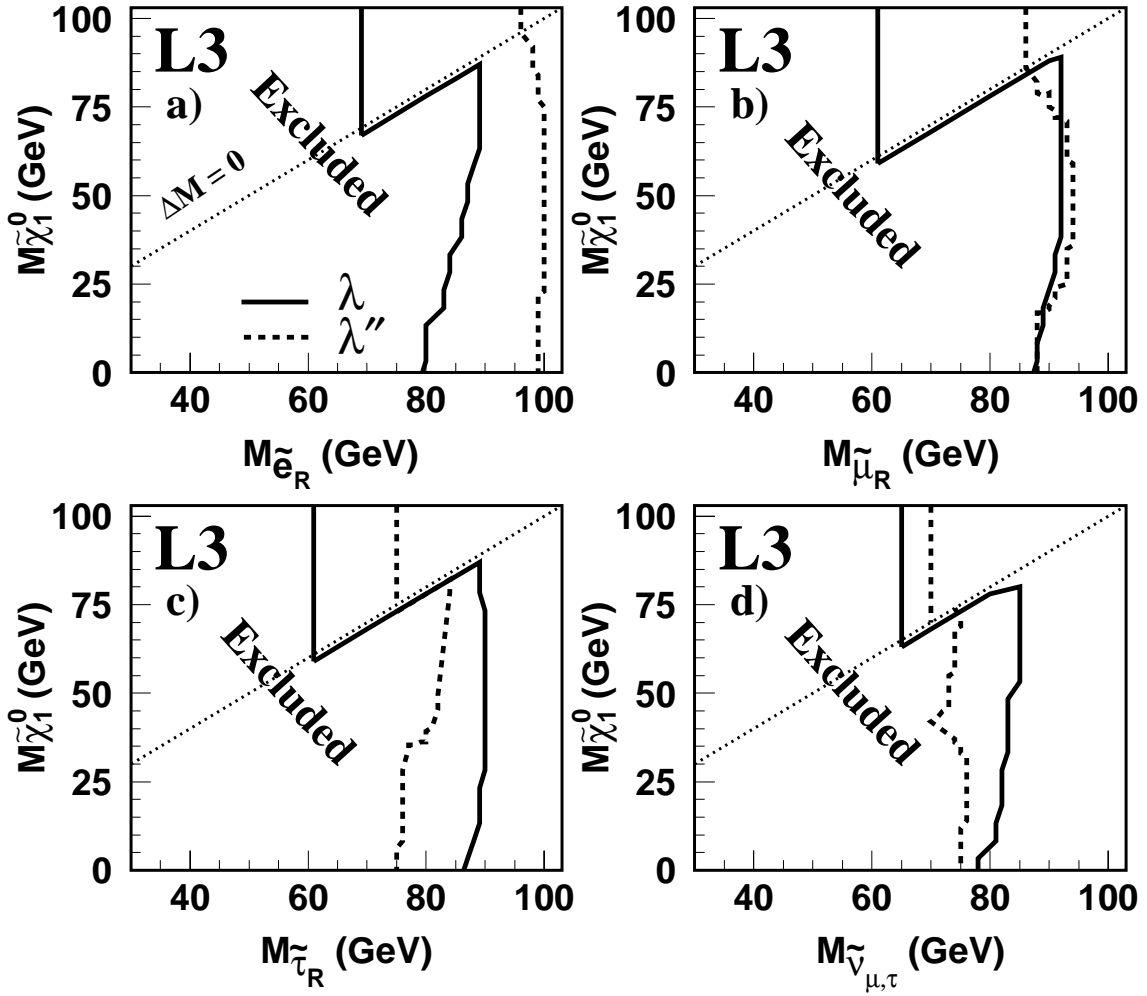


Figure 3: MSSM exclusion contours, at 95% C.L., for the masses of a) \tilde{e}_R , b) $\tilde{\mu}_R$, c) $\tilde{\tau}_R$ and d) $\tilde{\nu}_{\mu,\tau}$ as a function of the neutralino mass. The solid and dashed lines, show the λ and λ'' exclusion contours, respectively. The dotted line corresponds to $\Delta M = 0$. For $\Delta M < 0$, above this line, the exclusion contours from direct decays are shown.

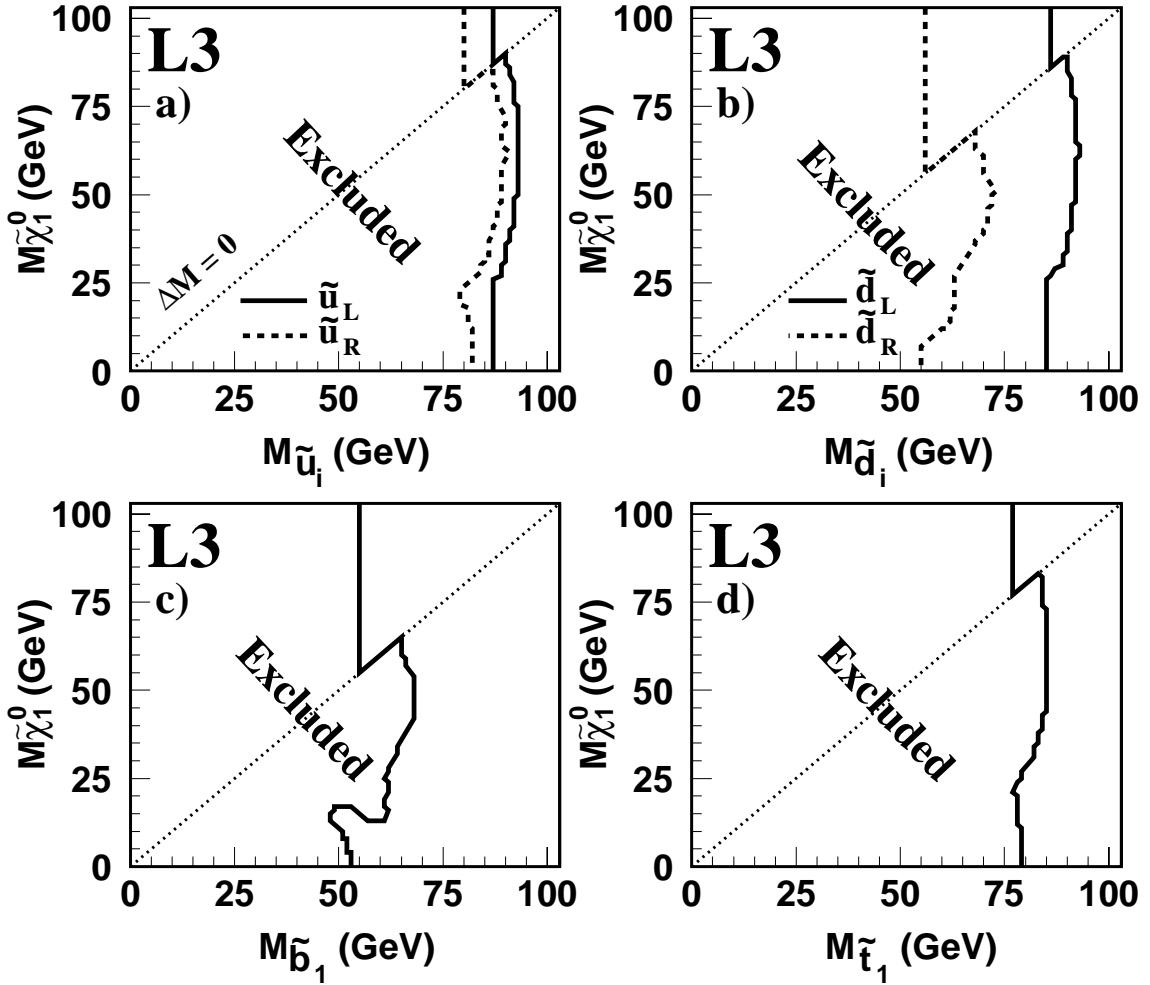


Figure 4: MSSM exclusion contours, at 95% C.L., for the masses of a) up-type b) down-type scalar quarks c) \tilde{b}_1 and d) \tilde{t}_1 as a function of the neutralino mass, for λ'' coupling. The solid and dashed lines show the exclusion contours for a) \tilde{u}_L , \tilde{u}_R and b) \tilde{d}_L , \tilde{d}_R , respectively. For $\Delta M < 0$, above the dotted line, the exclusion contours from direct decays are shown.

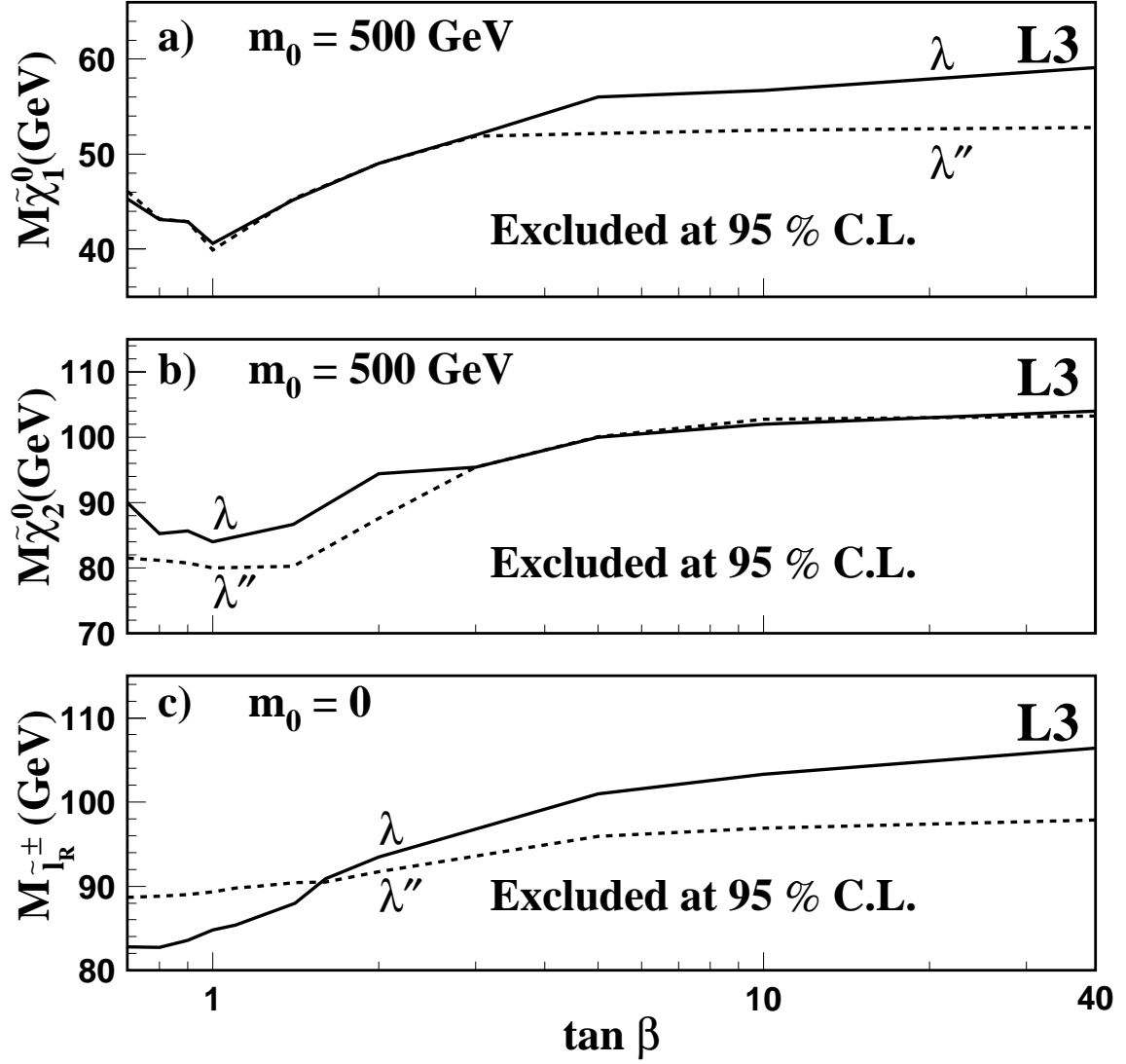


Figure 5: MSSM mass limits from combined analyses. The solid and dashed lines, labelled with the corresponding coupling, show the 95% C.L. lower limits on the masses of a) $\tilde{\chi}_1^0$, b) $\tilde{\chi}_2^0$ and c) \tilde{l}_R , as a function of $\tan \beta$, for $0 \leq M_2 \leq 1000$ GeV and $-500 \text{ GeV} \leq \mu \leq 500$ GeV. $m_0 = 500$ GeV in a) and b) and $m_0 = 0$ in c). For those values of m_0 the global minima on the mass limit are obtained.