



HAL
open science

Measurement of the Inclusive Charmless Semileptonic Branching Fraction of Beauty Hadrons and a Determination of $|V_{ub}|$ at LEP

M. Acciarri, O. Adriani, M. Aguilar-Benitez, S. Ahlen, J. Alcaraz, G. Alemanni, A. Aloisio, M G. Alviggi, G. Ambrosi, H. Anderhub, et al.

► **To cite this version:**

M. Acciarri, O. Adriani, M. Aguilar-Benitez, S. Ahlen, J. Alcaraz, et al.. Measurement of the Inclusive Charmless Semileptonic Branching Fraction of Beauty Hadrons and a Determination of $|V_{ub}|$ at LEP. Physics Letters B, 1998, 436, pp.174-186. 10.1016/S0370-2693(98)00941-1 . in2p3-00003410

HAL Id: in2p3-00003410

<https://hal.in2p3.fr/in2p3-00003410>

Submitted on 6 Nov 1998

HAL is a multi-disciplinary open access archive for the deposit and dissemination of scientific research documents, whether they are published or not. The documents may come from teaching and research institutions in France or abroad, or from public or private research centers.

L'archive ouverte pluridisciplinaire **HAL**, est destinée au dépôt et à la diffusion de documents scientifiques de niveau recherche, publiés ou non, émanant des établissements d'enseignement et de recherche français ou étrangers, des laboratoires publics ou privés.

Measurement of the Inclusive Charmless Semileptonic Branching Fraction of Beauty Hadrons and a Determination of $|V_{ub}|$ at LEP

The L3 Collaboration

Abstract

A measurement of the inclusive charmless semileptonic branching fraction of beauty hadrons, $b \rightarrow X_u \ell \nu$, has been performed using almost two million hadronic Z decays collected by the L3 experiment at LEP, yielding the result:

$$\text{Br}(b \rightarrow X_u \ell \nu) = (3.3 \pm 1.0 \pm 1.7) \times 10^{-3}.$$

The first uncertainty is statistical and the second is systematic. The modulus of the Cabibbo-Kobayashi-Maskawa matrix element V_{ub} extracted from this measurement is:

$$|V_{ub}| = (6.0^{+0.8}_{-1.0} {}^{+1.4}_{-1.9} \pm 0.2) \times 10^{-3},$$

where the uncertainties are statistical, systematic and theoretical, respectively.

Submitted to *Phys. Lett. B*

Introduction

The Cabibbo-Kobayashi-Maskawa [1] (CKM) matrix describes the mixing of the quark mass eigenstates with the weak interaction ones. The measurement of its elements is of fundamental interest for the description of the charged current part of the Standard Model Lagrangian [2]. This 3×3 unitary matrix can be written [3] in terms of only four real parameters, two of which, ρ and η , are poorly known:

$$V_{\text{CKM}} = \begin{pmatrix} V_{ud} & V_{us} & V_{ub} \\ V_{cd} & V_{cs} & V_{cb} \\ V_{td} & V_{ts} & V_{tb} \end{pmatrix} \simeq \begin{pmatrix} 1 - \frac{\lambda^2}{2} & \lambda & A\lambda^3(\rho - i\eta) \\ -\lambda & 1 - \frac{\lambda^2}{2} & A\lambda^2 \\ A\lambda^3(1 - \rho - i\eta) & -A\lambda^2 & 1 \end{pmatrix}. \quad (1)$$

Here, powers higher than three in the parameter λ are neglected. A determination of $|V_{ub}|$, combined with the knowledge of the CKM matrix elements related to the mixing in the neutral beauty and kaon systems, provides stringent limits on the possible values of ρ and η and helps to address an important open question of the Standard Model: the mechanism of the violation of CP symmetry.

Several measurements of $|V_{ub}|$ performed at the $\Upsilon(4S)$ exist to date. The CLEO [4] and ARGUS [5] collaborations reported excesses in the lepton endpoint spectra in B^1 decays, constituting the first evidence for $B \rightarrow X_u \ell \nu^2$ transitions. The CLEO collaboration [6] has also reported the measurement of the exclusive $B \rightarrow (\pi, \rho, \omega) \ell \nu$ transitions. Both these experimental approaches have a strong dependence on the models used to extract the value of the branching fractions involved and $|V_{ub}|$ itself.

At LEP, the boost of the b hadron system and the good separation of the two initial state b quarks make it feasible to study the inclusive $b \rightarrow X_u \ell \nu$ transitions in a momentum range not restricted to the endpoint region, like as the $\Upsilon(4S)$, and measure the corresponding branching fraction. This measurement allows the determination of $|V_{ub}|$ with a theoretical uncertainty of approximately 4% [7, 8]. This approach has been recently exploited by the ALEPH collaboration [9].

This letter describes a study of $b \rightarrow X_u \ell \nu$ transitions at LEP, the measurement of the branching fraction and the extraction of $|V_{ub}|$. 1.8 million hadronic Z decays collected at LEP in 1994 and 1995 by the L3 detector have been analysed. The detector, its subsystems and their performance are described in detail in Reference [10].

Event Simulation

Crucial to this analysis is the Monte Carlo simulation of the signal and background processes. A modified version of the JETSET 7.4 Monte Carlo [11], based on the Lund parton shower model, was used to generate a total of 200 000 $Z \rightarrow b\bar{b}$ events in the central region of the L3 detector. One b quark was forced to hadronise and decay as either $B \rightarrow X_u e \nu_e$ or $B \rightarrow X_u \mu \nu_\mu$, with equal probabilities, and the other one into any of the allowed final states. The lepton momentum spectrum for these $B \rightarrow X_u \ell \nu$ transitions was generated according to the ACCMM [12] model with the parameters $p_f = 298$ MeV and $m_u = 150$ MeV. The branching fraction of the exclusive

¹⁾The symbol B in this paper denotes the ensemble of B^+ , B^- , B_d^0 and \bar{B}_d^0 mesons at $\sqrt{s} = \Upsilon(4S)$, with the addition of the two states B_s^0 and \bar{B}_s^0 at $\sqrt{s} = m_Z$. The symbol b comprises all the hadrons containing a b quark.

²⁾The symbols X_c and X_u are used to denote charmed and charmless hadronic systems, respectively, the latter containing a u quark; the symbol ℓ indicates either an electron or a muon.

transition to pions, $\text{Br}(\text{B} \rightarrow \pi\ell\nu)/\text{Br}(\text{B} \rightarrow \text{X}_u\ell\nu)$, was changed from the original value of 0.32 to the more realistic figure of 0.15 [4, 6]. The pion momentum spectrum in the $\text{B} \rightarrow \pi\ell\nu$ transitions was simulated according to Reference [13].

The events were then passed through the full L3 simulation program which takes into account the effects of energy loss, multiple scattering, interactions and decays in the detector materials. This simulation is based on the GEANT package [14] with the GHEISHA [15] program for the simulation of hadronic interactions. Inefficiencies of the various sub-detectors, as obtained from the data, were also simulated. The simulated events, after reconstruction by the same program used for the data, were used to tune the analysis procedure and calculate the efficiency of the event selection criteria.

Background processes were studied using seven million Monte Carlo hadronic Z decays generated with the JETSET 7.4 code and passed through the same detector simulation and reconstruction chain described above. The hadronisation of the light quarks was described by the Lund symmetric fragmentation function [11], while the Peterson fragmentation function [16] was used to model the fragmentation of the c and b quarks. The ACCMM [12] model was used to describe the lepton momentum spectrum in the $\text{b} \rightarrow \text{X}_c\ell\nu$ transitions using the parameters $p_f = 298$ MeV and $m_c = 1673$ MeV as suggested in Reference [17]. The branching fraction of this process was fixed to 10.30%; the transitions $\text{b} \rightarrow \text{c} \rightarrow \ell$ and $\text{b} \rightarrow \bar{\text{c}} \rightarrow \ell$ were simulated with branching fractions of 8.0% and 1.3%, respectively [17, 18]. $\text{B} \rightarrow \text{X}_u\ell\nu$ transitions in this sample comprised 0.15% of the B decays. Charmless semileptonic transitions of b baryons were simulated neither in the signal nor in the background sample.

The mean value of the ratio of the energy of the weakly decaying b hadron to the beam energy used in the generation of both the signal and background Monte Carlo samples was $\langle x_E^{\text{b}} \rangle = 0.709$ [19]. The analogous parameter for the charmed hadrons was chosen to be $\langle x_E^{\text{c}} \rangle = 0.480$.

Analysis Procedure

The main background for the identification of $\text{b} \rightarrow \text{X}_u\ell\nu$ transitions are the CKM favoured $\text{b} \rightarrow \text{X}_c\ell\nu$ decays, whose rate is larger by about two orders of magnitude. Other background sources are: hadronic b decays to charmed hadrons which then undergo a semileptonic decay, hadronic Z decays to c or light quarks, and possible lepton misidentification in the full sample of hadronic Z decays. All these classes of background events are largely eliminated by the selection criteria devised to enhance the ratio between $\text{b} \rightarrow \text{X}_u\ell\nu$ and $\text{b} \rightarrow \text{X}_c\ell\nu$ events.

The main difference between $\text{b} \rightarrow \text{X}_c\ell\nu$ and $\text{b} \rightarrow \text{X}_u\ell\nu$ decays is the large mass of the charmed system as compared to that of the charmless one. The lepton momentum, p_ℓ , and its transverse momentum with respect to the jet axis, p_t , will thus be larger for leptons emitted together with a lighter charmless meson than in the case of a CKM favoured decay. Owing to the higher energy available for the hadronic system, the momentum, p_1 , of the most energetic detected object, *i.e.*, a charged track or an isolated electromagnetic cluster, will be on average larger for $\text{b} \rightarrow \text{X}_u\ell\nu$ than for $\text{b} \rightarrow \text{X}_c\ell\nu$. The opposite relation holds for the momentum of the second most energetic object, p_2 . The combined system of this most energetic object and the lepton will be a better approximation to the b hadron in $\text{b} \rightarrow \text{X}_u\ell\nu$ than in $\text{b} \rightarrow \text{X}_c\ell\nu$ transitions, since less particles are missing in this approximation. As a consequence, the invariant mass, $m_{1\ell}$, and total momentum, $p_{1\ell}$, of this system will be on average smaller for $\text{b} \rightarrow \text{X}_c\ell\nu$ than for $\text{b} \rightarrow \text{X}_u\ell\nu$ decays. The different multiplicity of the final states, together with the multiplicity of the other fragmentation particles, will also reflect the differences described above. Thus, more

objects will populate a cone of 30° half-opening angle around the lepton, N_{30° , for $b \rightarrow X_c \ell \nu$ than for $b \rightarrow X_u \ell \nu$ transitions. The pseudo-rapidity, η_1 , and the transverse momentum, p_{t1}^ℓ , of the most energetic object, both calculated with respect to the lepton direction, also help to discriminate the $b \rightarrow X_u \ell \nu$ decays from the $b \rightarrow X_c \ell \nu$ background.

The analysis procedure is the following: first, selection criteria have been devised to identify the electrons, muons, charged tracks and neutral clusters needed to form the above kinematic variables. A preselection intended to enhance $b \rightarrow X_u \ell \nu$ type events has then been performed and, from the study of the signal and background Monte Carlo samples selected at this stage, final values of the cuts on the kinematic variables have been set. Two different and overlapping selections have been devised in order to explore the different phase space regions of the decay products of the $b \rightarrow X_u \ell \nu$ transitions. The first made use of a criterion on p_1 to select a high momentum hadronic system. The second exploits the opposite situation of a soft hadronic system and a high energy lepton by means of selection criteria based on p_ℓ , p_{t1}^ℓ and η_1 . In addition, a third selection based on the common features of the $b \rightarrow X_u \ell \nu$ transitions as described by the variables p_t , p_2 , $p_{1\ell}$ and $m_{1\ell}$ has been applied.

Event Selection

Hadronic Z decays were first selected by requiring a high multiplicity and a high and well balanced visible energy, both in the longitudinal and transverse plane [20]. The selection requirements for the identification of tracks, clusters and leptons are summarised below.

- Tracks were reconstructed in the central tracking chamber requiring at least 30 hits with the a minimum distance between the first and the last of 40 wires. Two or more hits should be in the inner part of the tracker. Only tracks with a transverse momentum above 500 MeV, a total momentum below 30 GeV and a distance of closest approach in the plane perpendicular to the beam smaller than 3 mm have been accepted³⁾.
- Electromagnetic clusters were chosen from showers in the full angular coverage of the electromagnetic calorimeter by requiring an energy deposition in excess of 100 MeV in three or more neighbouring crystals, with less than 3 GeV, in a cone of 7° half-opening angle in the hadron calorimeter. These showers had to be consistent with the expected behaviour of electromagnetic energy depositions. The isolation of these clusters was established by requiring the ratio of the energy depositions in a 3×3 to a 5×5 crystal matrix centred on the crystal of the cluster with the largest energy to be larger than 0.9. No track was allowed to point to the cluster within an angle of 5 mrad in the transverse plane.
- Muons were identified in the barrel region of the muon spectrometer which covers a polar angle range of 36° to 144° . The reconstructed muon tracks had to point toward the event vertex both in the transverse and longitudinal planes. A track in the central tracker was required to be associated with the muon.
- Electrons were selected starting from the identification of the electromagnetic clusters described above, rejecting those in the end-caps or those with less than six crystals. A track was required to point to the cluster within an angle of 5 mrad in the transverse

³⁾These additional criteria are not required to be fulfilled by the tracks used in the lepton identification described below.

plane. The transverse momentum of this track had to be compatible with the transverse energy of the cluster within four times the resolution on their difference.

Only events containing at least one lepton with a momentum above 3 GeV and with a thrust axis pointing in the central region of the detector were selected. Each event was then divided into two hemispheres by the plane perpendicular to the thrust axis and the kinematic quantities described in the previous section were calculated for the hemispheres containing a lepton. Almost 100 000 hemispheres in the data satisfy these requirements, as reported in the first column of Table 1 (Stage 1).

Only the most energetic lepton in the hemisphere has been taken into account and the clusters and the track associated with it were not included in the calculation of the kinematic variables used throughout this analysis.

The Monte Carlo simulation of hadronic Z decays was normalised to this number of lepton hemispheres and the $B \rightarrow X_u \ell \nu$ transitions were then removed from it, giving a background Monte Carlo sample whose number of events is also shown in the first column of Table 1, together with its relative composition.

The stage 2 requirements on p_t , $p_{1\ell}$, $m_{1\ell}$ and N_{30° listed in the first column of Table 2 have been applied to this sample in order to enhance its $b \rightarrow X_u \ell \nu$ content. Figure 1 shows the distributions of these four variables before the application of these cuts, which are also indicated. This selection reduces the data and background samples by a factor of nine, and the signal sample by only a factor of between two and three, as summarised in the second column of Table 1.

The distributions of the kinematic variables described in the previous section were studied and a set of final selection requirements based on them was devised, as presented in the second column of Table 2. Figure 2 displays some of these variables before the application of these final cuts, together with their value.

	Stage 1	Stage 2	Final Selection
Data	96 568	11 935	576
Background Monte Carlo	96 122	11 566	495
$b \rightarrow X_c \ell \nu$	39.7%	78.2%	82.5%
$b \rightarrow c \rightarrow \ell$	12.8%	4.7%	3.1%
$b \rightarrow \bar{c} \rightarrow \ell$	4.3%	1.2%	0.7%
Other b decays	7.0%	4.4%	6.4%
$c \rightarrow \ell$	18.1%	4.6%	2.6%
Others	18.1%	6.9%	4.7%
$\varepsilon(B \rightarrow X_u \mu \nu_\mu)$	32.6%	12.1%	1.3%
$\varepsilon(B \rightarrow X_u e \nu_e)$	23.3%	11.5%	1.7%

Table 1: The number of data and Monte Carlo selected hemispheres at different stages of the selection. The relative contributions to the background Monte Carlo and the signal efficiencies are also reported.

	Stage 2	Final Selection	Variation
$p_t >$	1.5 GeV	2.8 GeV	2.4 – 3.1 GeV
$p_1 >$	-	7.0 GeV	6.1 – 7.8 GeV
$p_2 <$	-	4.3 GeV	2.8 – 5.9 GeV
$p_{1\ell} >$	13.5 GeV	17.3 GeV	16.5 – 18.0 GeV
$m_{1\ell} \in$	(1.6, 7.5) GeV	(2.3, 5.7) GeV	(2.1, 5.9) – (2.5, 5.6) GeV
$p_\ell >$	-	6.1 GeV	4.5 – 7.5 GeV
$p_{t1}^\ell >$	-	2.8 GeV	2.5 – 3.1 GeV
$\eta_1 <$	-	2.55	2.6 – 3.5
$N_{30^\circ} <$	9	-	-

Table 2: The requirements for the different stages of the analysis and their variation interval for the systematic uncertainty studies. Definitions of the variables are given in the text.

Determination of the Branching Fraction

After the application of the final selection criteria described in the previous section, 576 hemispheres are retained in data, while 495 are expected from the background Monte Carlo, normalised as described above. A total efficiency of 3.0% for the electron and muon modes was measured, as reported in the last column of Table 1, which also shows the relative background composition. These numbers, combined in a Poissonian likelihood, lead to a determination of the $b \rightarrow X_u \ell \nu$ branching fraction as:

$$\text{Br}(b \rightarrow X_u \ell \nu) = (3.3 \pm 1.0) \times 10^{-3},$$

where the uncertainty is due to data statistics only. In this calculation, the initial number of hadronic Z decays is 1 855 152, and the ratio of Z boson decays to b quarks relative to the hadronic Z decays, R_b , is 0.2174 ± 0.0009 [18]. The separate results for electrons and muons with their statistical uncertainties are:

$$\text{Br}(b \rightarrow X_u e \nu_e) = (3.6 \pm 1.3) \times 10^{-3} \quad \text{and} \quad \text{Br}(b \rightarrow X_u \mu \nu_\mu) = (3.0 \pm 1.5) \times 10^{-3}.$$

All the results above have been obtained with the assumption that the efficiency for semileptonic charmless b baryon decays is equal to that for mesons, as calculated from the described signal Monte Carlo sample.

Figure 3 shows the lepton momentum spectrum in the B rest frame for events passing the final selection in the $B \rightarrow X_u \ell \nu$ Monte Carlo sample, which proves that this analysis is sensitive to a large fraction of the spectrum, in contrast to only the endpoint region for the experiments at the $\Upsilon(4S)$.

Study of Systematic Uncertainties

The sources of systematic uncertainties can be classified into four categories: 1) uncertainties in the determination of the expected number of background events coming from both Monte Carlo statistics and modelling; 2) uncertainties in the calculation of the signal efficiency due to these sources; 3) uncertainties due to the background normalisation; 4) uncertainties related to the detector behaviour, simulation and selection procedure.

The systematic uncertainties of the first class have been evaluated from the Monte Carlo statistics and by varying the parameters describing the b and c fragmentation and the branching fractions of the processes $b \rightarrow c \rightarrow \ell$, $b \rightarrow X_c \ell \nu$ and $b \rightarrow \bar{c} \rightarrow \ell$. The ranges of variation are shown in Table 3, which also gives the corresponding uncertainties on the expected number of background Monte Carlo events. The lepton spectrum in the b rest frame for $b \rightarrow X_c \ell \nu$ transitions has been reweighted according to the ISGW model [21] varying the fraction of D^{**} production in semileptonic b decays between 11% and 32% [17]. Lepton misidentification has been evaluated by varying by $\pm 5\%$ the amount of selected hemispheres not belonging to any of the $b \rightarrow c \rightarrow \ell$, $b \rightarrow X_c \ell \nu$, $b \rightarrow \bar{c} \rightarrow \ell$ and $c \rightarrow \ell$ classes.

The evaluation of the second class of uncertainties follows, apart from the Monte Carlo statistics, from varying the same b fragmentation parameter considered for the background case, from the elimination of the corrections described above to the JETSET 7.4 Monte Carlo for the pion exclusive decay rate and the pion momentum spectrum, and from the reweighting of the lepton spectrum according to the ISGW model [21]. Another uncertainty has been attributed to the efficiency by varying the b baryon efficiency between 0.5 and 1.5 of the calculated meson one. The fraction of baryons in b hadronisation at LEP has been assumed to be 13.2% [22]. Table 3 summarises the systematic uncertainties on the total efficiency quoted above.

The Poissonian likelihood used in the determination of the branching fraction has been recalculated 10 000 times varying the number of expected background Monte Carlo events and the value of the signal efficiency, within their uncertainties. From the distribution of the resulting branching fractions, a systematic uncertainty of 1.67×10^{-3} has been inferred.

Source	Variation	ΔN	Source	$\Delta \varepsilon$
MC statistics		15	MC statistics	0.06%
b fragmentation	$0.705 < \langle x_E^b \rangle < 0.713$	8	b fragmentation	0.00%
c fragmentation	$0.472 < \langle x_E^c \rangle < 0.489$	0	Exclusive π rate	0.18%
$\text{Br}(b \rightarrow c \rightarrow \ell)$	$\pm 5\%$	3	ISGW model	0.04%
$\text{Br}(b \rightarrow X_c \ell \nu)$	$\pm 5\%$	17	π spectrum	0.25%
$\text{Br}(b \rightarrow \bar{c} \rightarrow \ell)$	$\pm 20\%$	0	b baryons	0.40%
$b \rightarrow X_c \ell \nu$ model	$11\% < D^{**} < 32\%$	31		
Lepton misidentification	see text	4		
Total		40	Total	0.51%

Table 3: Contributions to the systematic uncertainties as described in the text. The corresponding uncertainties on the number of the background Monte Carlo events, ΔN , and on the signal efficiency, $\Delta \varepsilon$, are presented. The percentage variations of the branching fractions are relative.

The described normalisation of the Monte Carlo to the data depends itself on the content of $B \rightarrow X_u \ell \nu$ transitions in the former sample. By varying this content between zero and twice its default value, a variation of 0.10×10^{-3} on the measured branching fraction is observed and is added in quadrature to the previous systematic uncertainties. This estimate also covers the lack of charmless semileptonic decays of b baryons in the background Monte Carlo sample used in the normalisation.

The last class of systematic effects, those depending on the simulation of the variables used in the analysis and on the detector performance, have been estimated by observing the changes

of the measured branching fraction for the following cases:

- elimination of one cut at a time from the final analysis, fixing it at its stage 1 value;
- reweighting bin by bin one variable at a time in the background Monte Carlo at stage 2 to its value in the data after subtracting from this bin its measured content of $b \rightarrow X_u \ell \nu$. Figure 4 shows the results of these two checks.
- a simultaneous linear loosening and tightening of all the cuts in the range reported in the last column of Table 2. The results of this test are displayed in Figure 5 and show the stability of the measurement over one order of magnitude of the considered data statistics.

From these studies, a further systematic uncertainty of 0.50×10^{-3} , including the uncertainties arising from the selection criteria and the detector behaviour and simulation, has thus been attributed to the measured branching fraction.

Adding all systematic uncertainties in quadrature, the result of the measurement of the inclusive charmless semileptonic branching fraction of beauty hadrons, $b \rightarrow X_u \ell \nu$, is:

$$\text{Br}(b \rightarrow X_u \ell \nu) = (3.3 \pm 1.0 \pm 1.7) \times 10^{-3}.$$

The first uncertainty is statistical and the second is systematic.

Cross Checks of the Result

A first cross check of the result presented above is given by the three tests performed to estimate the detector and simulation uncertainties and from that on the normalisation, as the value of the measured branching ratio remains sufficiently stable within its statistical uncertainty (Figures 4 and 5.)

Nonetheless, it is desirable to obtain a determination of the branching fraction under investigation independently of the background Monte Carlo normalisation. This is difficult from the investigation of the distributions of the eight kinematic variables after the final cuts as they show a similar behaviour for both the expected background and signal. Instead, these variables have been used as input to an artificial neural network with two hidden layers of 14 and 8 nodes each, making use of the JETNET 3.0 program [23]. This neural network was trained on subsets of the signal and background Monte Carlo samples at stage 2, and its output has been analysed for the complementary subsets. The output distribution of the neural network for the hemispheres selected by the final selection in these signal and background Monte Carlo sub-samples was then fit to the data using a binned Poissonian likelihood method. Two parameters have been left free in the fit, namely the branching ratio under investigation and the number of background events. Using this procedure one obtains the result:

$$\text{Br}(B \rightarrow X_u \ell \nu) = (4.2 \pm 1.2) \times 10^{-3}.$$

This result is compatible with the measurement obtained above, and has a comparable systematic uncertainty.

The output distribution of the neural network is shown in Figure 6, together with the result of the fit. It shows a different behaviour for the background and signal Monte Carlo events, along with a clear excess of data in the expected signal region.

Conclusions

Inclusive charmless semileptonic transitions of b hadrons have been observed at LEP and their branching fraction has been measured to be:

$$\text{Br}(b \rightarrow X_u \ell \nu) = (3.3 \pm 1.0 \pm 1.7) \times 10^{-3}.$$

The first uncertainty is statistical and the second is systematic.

With the formula given in References [7, 8] and the value of the b hadron lifetime $\tau_b = 1.549 \pm 0.017$ ps [19], this measured $b \rightarrow X_u \ell \nu$ branching fraction yields a value for the modulus of the CKM matrix element V_{ub} of:

$$|V_{ub}| = (6.0^{+0.8}_{-1.0} {}^{+1.4}_{-1.9} \pm 0.2) \times 10^{-3},$$

where the first uncertainty is statistical, the second systematic and the third follows from the theory uncertainty quoted in Reference [8]. This measurement of $|V_{ub}|$ made at the Z pole is less affected by the theoretical modelling of the $b \rightarrow u$ transitions than previous ones at the $\Upsilon(4S)$ resonance. It is compatible both with them and with a similar measurement at LEP [9].

Acknowledgements

We wish to express our gratitude to the CERN accelerator divisions for the excellent performance of the LEP machine. We acknowledge the contributions of all the engineers and technicians who have participated in the construction and maintenance of this experiment.

The L3 Collaboration:

M. Acciarri,²⁷ O. Adriani,¹⁶ M. Aguilar-Benitez,²⁶ S. Ahlen,¹¹ J. Alcaraz,²⁶ G. Alemani,²² J. Allaby,¹⁷ A. Aloisio,²⁹
 M.G. Alvigi,²⁹ G. Ambrosi,¹⁹ H. Anderhub,⁴⁸ V.P. Andreev,³⁷ T. Angelescu,¹³ F. Anselmo,⁹ A. Arefiev,²⁸ T. Azemoon,³
 T. Aziz,¹⁰ P. Bagnaia,³⁶ L. Baksay,⁴³ R.C. Ball,³ S. Banerjee,¹⁰ Sw. Banerjee,¹⁰ K. Banicz,⁴⁵ A. Barczyk,^{48,46} R. Barillere,¹⁷
 L. Barone,³⁶ P. Bartalini,²² A. Baschirotto,²⁷ M. Basile,⁹ R. Battiston,³³ A. Bay,²² F. Becattini,¹⁶ U. Becker,¹⁵ F. Behner,⁴⁸
 J. Berdugo,²⁶ P. Berges,¹⁵ B. Bertucci,³³ B.L. Betev,⁴⁸ S. Bhattacharya,¹⁰ M. Biasini,³³ A. Biland,⁴⁸ G.M. Bilei,³³
 J.J. Blaising,⁴ S.C. Blyth,³⁴ G.J. Bobbink,² R. Bock,¹ A. Böhm,¹ L. Boldizar,¹⁴ B. Borgia,^{17,36} D. Bourilkov,⁴⁸
 M. Bourquin,¹⁹ D. Boutigny,⁴ S. Braccini,¹⁹ J.G. Branson,³⁹ V. Brigljevic,⁴⁸ I.C. Brock,³⁴ A. Buffini,¹⁶ A. Buijs,⁴⁴
 J.D. Burger,¹⁵ W.J. Burger,³³ J. Busenitz,⁴³ X.D. Cai,¹⁵ M. Campanelli,⁴⁸ M. Capell,¹⁵ G. Cara Romeo,⁹ G. Carlino,²⁹
 A.M. Cartacci,¹⁶ J. Casaus,²⁶ G. Castellini,¹⁶ F. Cavallari,³⁶ N. Cavallo,²⁹ C. Cecchi,¹⁹ M. Cerrada,²⁶ F. Cesaroni,²³
 M. Chamizo,²⁶ Y.H. Chang,⁵⁰ U.K. Chaturvedi,¹⁸ M. Chemarin,²⁵ A. Chen,⁵⁰ G. Chen,⁷ G.M. Chen,⁷ H.F. Chen,²⁰
 H.S. Chen,⁷ M. Chen,¹⁵ G. Chiefari,²⁹ C.Y. Chien,⁵ L. Cifarelli,³⁸ F. Cindolo,⁹ C. Civinini,¹⁶ I. Clare,¹⁵ R. Clare,¹⁵
 G. Coignet,⁴ A.P. Colijn,² N. Colino,²⁶ S. Costantini,⁸ F. Cotorobai,¹³ B. de la Cruz,²⁶ A. Csilling,¹⁴ T.S. Dai,¹⁵
 R.D' Alessandro,¹⁶ R. de Asmundis,²⁹ A. Degré,⁴ K. Deiters,⁴⁶ P. Denes,³⁵ F. DeNotaristefani,³⁶ M. Diemoz,³⁶
 D. van Dierendonck,² F. Di Lodovico,⁴⁸ C. Dionisi,^{17,36} M. Dittmar,⁴⁸ A. Dominguez,³⁹ A. Doria,²⁹ M.T. Dova,^{18,4}
 E. Drago,²⁹ D. Duchesneau,⁴ P. Duinker,² I. Duran,⁴⁰ S. Easo,³³ H. El Mamouni,²⁵ A. Engler,³⁴ F.J. Eppling,¹⁵ F.C. Erne,²
 J.P. Ernenwein,²⁵ P. Extermann,¹⁹ M. Fabre,⁴⁶ R. Faccini,³⁶ M.A. Falagan,²⁶ S. Falciano,³⁶ A. Favara,¹⁶ J. Fay,²⁵ O. Fedin,³⁷
 M. Felcini,⁴⁸ T. Ferguson,³⁴ F. Ferroni,³⁶ H. Fesefeldt,¹ E. Fiandrini,³³ J.H. Field,¹⁹ F. Filthaut,¹⁷ P.H. Fisher,¹⁵ I. Fisk,³⁹
 G. Forconi,¹⁵ L. Fredj,¹⁹ K. Freudenreich,⁴⁸ C. Furetta,²⁷ Yu. Galaktionov,^{28,15} S.N. Ganguli,¹⁰ P. Garcia-Abia,⁶
 M. Gataullin,³² S.S. Gau,¹² S. Gentile,³⁶ J. Gerald,⁵ N. Gheordanescu,¹³ S. Giagu,³⁶ S. Goldfarb,²² J. Goldstein,¹¹
 Z.F. Gong,²⁰ A. Gougas,⁵ G. Gratta,³² M.W. Gruenewald,⁸ R. van Gulik,² V.K. Gupta,³⁵ A. Gurtu,¹⁰ L.J. Gutay,⁴⁵
 D. Haas,⁶ B. Hartmann,¹ A. Hasan,³⁰ D. Hatzifotiadou,⁹ T. Hebbeker,⁸ A. Hervé,¹⁷ P. Hidas,¹⁴ J. Hirschfelder,³⁴
 W.C. van Hoek,³¹ H. Hofer,⁴⁸ H. Hoorani,³⁴ S.R. Hou,⁵⁰ G. Hu,⁵ I. Iashvili,⁴⁷ B.N. Jin,⁷ L.W. Jones,³ P. de Jong,¹⁷
 I. Josa-Mutuberria,²⁶ A. Kasser,²² R.A. Khan,¹⁸ D. Kamrad,⁴⁷ J.S. Kapustinsky,²⁴ Y. Karyotakis,⁴ M. Kaur,^{18,4}
 M.N. Kienzle-Focacci,¹⁹ D. Kim,³⁶ D.H. Kim,⁴² J.K. Kim,⁴² S.C. Kim,⁴² W.W. Kinnison,²⁴ A. Kirkby,³² D. Kirkby,³²
 J. Kirkby,¹⁷ D. Kiss,¹⁴ W. Kittel,³¹ A. Klimentov,^{15,28} A.C. König,³¹ A. Kopp,⁴⁷ I. Korolko,²⁸ V. Koutsenko,^{15,28}
 R.W. Kraemer,³⁴ W. Krenz,¹ A. Kunin,^{15,28} P. Lacentre,^{47,44} P. Ladron de Guevara,²⁶ G. Landi,¹⁶ C. Lapoint,¹⁵
 K. Lassila-Perini,⁴⁸ P. Laurikainen,²¹ A. Lavorato,³⁸ M. Lebeau,¹⁷ A. Lebedev,¹⁵ P. Lebrun,²⁵ P. Lecomte,⁴⁸ P. Lecoq,¹⁷
 P. Le Coultre,⁴⁸ H.J. Lee,⁸ C. Leggett,³ J.M. Le Goff,¹⁷ R. Leiste,⁴⁷ E. Leonardi,³⁶ P. Levchenko,³⁷ C. Li,²⁰ C.H. Lin,⁵⁰
 W.T. Lin,⁵⁰ F.L. Linde,^{2,17} L. Lista,²⁹ Z.A. Liu,⁷ W. Lohmann,⁴⁷ E. Longo,³⁶ W. Lu,³² Y.S. Lu,⁷ K. Lübelmeyer,¹
 C. Luci,^{17,36} D. Luckey,¹⁵ L. Luminari,³⁶ W. Luster mann,⁴⁸ W.G. Ma,²⁰ M. Maiti,¹⁰ G. Majumder,¹⁰ L. Malgeri,¹⁷
 A. Malinin,²⁸ C. Mañá,²⁶ D. Mangeol,³¹ P. Marchesini,⁴⁸ G. Mariani,^{43,4} A. Marin,¹¹ J.P. Martin,²⁵ F. Marzano,³⁶
 G.G.G. Massaro,² K. Mazumdar,¹⁰ S. Mele,¹⁷ L. Merola,²⁹ M. Meschini,¹⁶ W.J. Metzger,³¹ M. von der Mey,¹ Y. Mi,²²
 G. Migani,⁹ A. Mihul,³ A.J.W. van Mil,³¹ H. Milcent,¹⁷ G. Mirabelli,³⁶ J. Mnich,¹⁷ P. Molnar,⁸ B. Monteleoni,¹⁶ R. Moore,³
 T. Moulík,¹⁰ R. Mount,³² F. Muheim,¹⁹ A.J.M. Muijs,² S. Nahn,¹⁵ M. Napolitano,²⁹ F. Nessi-Tedaldi,⁴⁸ H. Newman,³²
 T. Niessen,¹ A. Nippe,²² A. Nisati,³⁶ H. Nowak,⁴⁷ Y.D. Oh,⁴² G. Organtini,³⁶ R. Ostonen,²¹ S. Palit,¹² C. Palomares,²⁶
 D. Pandoulas,¹ S. Paoletti,^{36,17} P. Paolucci,²⁹ H.K. Park,³⁴ I.H. Park,⁴² G. Pascale,³⁶ G. Passaleva,¹⁷ S. Patricelli,²⁹
 T. Paul,¹² M. Pauluzzi,³³ C. Paus,¹⁷ F. Pauss,⁴⁸ D. Peach,¹⁷ Y.J. Pei,¹ S. Pensotti,²⁷ D. Perret-Gallix,⁴ B. Petersen,³¹
 S. Petrák,⁸ A. Pevsner,⁵ D. Piccolo,²⁹ M. Pieri,¹⁶ P.A. Piroué,³⁵ E. Pistolesi,²⁷ V. Plyaskin,²⁸ M. Pohl,⁴⁸ V. Pojidaev,^{28,16}
 H. Postema,¹⁵ J. Pothier,¹⁷ N. Produit,¹⁹ D. Prokofiev,³⁷ J. Quartieri,³⁸ G. Rahal-Callot,⁴⁸ N. Raja,¹⁰ P.G. Rancoita,²⁷
 D. Rathje,¹⁷ M. Rattaggi,²⁷ G. Raven,³⁹ P. Razis,³⁰ D. Ren,⁴⁸ M. Rescigno,³⁶ S. Reucroft,¹² T. van Rhee,⁴⁴ S. Riemann,⁴⁷
 K. Riles,³ O. Rind,³ A. Robohm,⁴⁸ J. Rodin,⁴³ B.P. Roe,³ L. Romero,²⁶ S. Rosier-Lees,⁴ Ph. Rosselet,²² S. Roth,¹
 J.A. Rubio,¹⁷ D. Ruschmeier,⁸ H. Rykaczewski,⁴⁸ J. Salicio,¹⁷ E. Sanchez,²⁶ M.P. Sanders,³¹ M.E. Sarakinos,²¹ G. Sauvage,⁴
 C. Schäfer,¹ V. Schegelsky,³⁷ S. Schmidt-Kaerst,¹ D. Schmitz,¹ M. Schneegans,⁴ N. Scholz,⁴⁸ H. Schopper,⁴⁹
 D.J. Schotanus,³¹ J. Schwenke,¹ G. Schwering,¹ C. Sciacca,²⁹ D. Sciarriano,¹⁹ L. Servoli,³³ S. Shevchenko,³² N. Shivarov,⁴¹
 V. Shoutko,²⁸ J. Shukla,²⁴ E. Shumilov,²⁸ A. Shvorob,³² T. Siedenbueg,¹ D. Son,⁴² V. Soulimov,²⁹ B. Smith,¹⁵
 P. Spillantini,¹⁶ M. Steuer,¹⁵ D.P. Stickland,³⁵ H. Stone,³⁵ B. Stoyanov,⁴¹ A. Straessner,¹ K. Sudhakar,¹⁰ G. Sultanov,¹⁸
 L.Z. Sun,²⁰ G.F. Susinno,¹⁹ H. Suter,⁴⁸ J.D. Swain,¹⁸ X.W. Tang,⁷ L. Tauscher,⁶ L. Taylor,¹² C. Timmermans,³¹
 Samuel C.C. Ting,¹⁵ S.M. Ting,¹⁵ S.C. Tonwar,¹⁰ J. Tóth,¹⁴ C. Tully,³⁵ K.L. Tung,⁷ Y. Uchida,¹⁵ J. Ulbricht,⁴⁸ E. Valente,³⁶
 G. Vesztegombi,¹⁴ I. Vetlitsky,²⁸ G. Viertel,⁴⁸ M. Vivargent,⁴ S. Vlachos,⁶ H. Vogel,³⁴ H. Vogt,⁴⁷ I. Vorobiev,^{17,28}
 A.A. Vorobyov,³⁷ A. Vorvolakos,³⁰ M. Wadhwa,⁶ W. Wallraff,¹ J.C. Wang,¹⁵ X.L. Wang,²⁰ Z.M. Wang,²⁰ A. Weber,¹
 S.X. Wu,¹⁵ S. Wynhoff,⁷ J. Xu,¹¹ Z.Z. Xu,²⁰ B.Z. Yang,²⁰ C.G. Yang,⁷ H.J. Yang,⁷ M. Yang,⁷ J.B. Ye,²⁰ S.C. Yeh,⁵¹ J.M. You,³⁴
 An. Zalite,³⁷ Yu. Zalite,³⁷ P. Zemp,⁴⁸ Y. Zeng,¹ Z.P. Zhang,²⁰ B. Zhou,¹¹ Y. Zhou,³ G.Y. Zhu,⁷ R.Y. Zhu,³² A. Zichichi,^{9,17,18}
 F. Ziegler,⁴⁷ G. Zilizi,^{43,4}

- 1 I. Physikalisches Institut, RWTH, D-52056 Aachen, FRG[§]
III. Physikalisches Institut, RWTH, D-52056 Aachen, FRG[§]
 - 2 National Institute for High Energy Physics, NIKHEF, and University of Amsterdam, NL-1009 DB Amsterdam, The Netherlands
 - 3 University of Michigan, Ann Arbor, MI 48109, USA
 - 4 Laboratoire d'Annecy-le-Vieux de Physique des Particules, LAPP, IN2P3-CNRS, BP 110, F-74941 Annecy-le-Vieux CEDEX, France
 - 5 Johns Hopkins University, Baltimore, MD 21218, USA
 - 6 Institute of Physics, University of Basel, CH-4056 Basel, Switzerland
 - 7 Institute of High Energy Physics, IHEP, 100039 Beijing, China[△]
 - 8 Humboldt University, D-10099 Berlin, FRG[§]
 - 9 University of Bologna and INFN-Sezione di Bologna, I-40126 Bologna, Italy
 - 10 Tata Institute of Fundamental Research, Bombay 400 005, India
 - 11 Boston University, Boston, MA 02215, USA
 - 12 Northeastern University, Boston, MA 02115, USA
 - 13 Institute of Atomic Physics and University of Bucharest, R-76900 Bucharest, Romania
 - 14 Central Research Institute for Physics of the Hungarian Academy of Sciences, H-1525 Budapest 114, Hungary[‡]
 - 15 Massachusetts Institute of Technology, Cambridge, MA 02139, USA
 - 16 INFN Sezione di Firenze and University of Florence, I-50125 Florence, Italy
 - 17 European Laboratory for Particle Physics, CERN, CH-1211 Geneva 23, Switzerland
 - 18 World Laboratory, FBLJA Project, CH-1211 Geneva 23, Switzerland
 - 19 University of Geneva, CH-1211 Geneva 4, Switzerland
 - 20 Chinese University of Science and Technology, USTC, Hefei, Anhui 230 029, China[△]
 - 21 SEFT, Research Institute for High Energy Physics, P.O. Box 9, SF-00014 Helsinki, Finland
 - 22 University of Lausanne, CH-1015 Lausanne, Switzerland
 - 23 INFN-Sezione di Lecce and Università Degli Studi di Lecce, I-73100 Lecce, Italy
 - 24 Los Alamos National Laboratory, Los Alamos, NM 87544, USA
 - 25 Institut de Physique Nucléaire de Lyon, IN2P3-CNRS, Université Claude Bernard, F-69622 Villeurbanne, France
 - 26 Centro de Investigaciones Energeticas, Medioambientales y Tecnológicas, CIEMAT, E-28040 Madrid, Spain[‡]
 - 27 INFN-Sezione di Milano, I-20133 Milan, Italy
 - 28 Institute of Theoretical and Experimental Physics, ITEP, Moscow, Russia
 - 29 INFN-Sezione di Napoli and University of Naples, I-80125 Naples, Italy
 - 30 Department of Natural Sciences, University of Cyprus, Nicosia, Cyprus
 - 31 University of Nijmegen and NIKHEF, NL-6525 ED Nijmegen, The Netherlands
 - 32 California Institute of Technology, Pasadena, CA 91125, USA
 - 33 INFN-Sezione di Perugia and Università Degli Studi di Perugia, I-06100 Perugia, Italy
 - 34 Carnegie Mellon University, Pittsburgh, PA 15213, USA
 - 35 Princeton University, Princeton, NJ 08544, USA
 - 36 INFN-Sezione di Roma and University of Rome, "La Sapienza", I-00185 Rome, Italy
 - 37 Nuclear Physics Institute, St. Petersburg, Russia
 - 38 University and INFN, Salerno, I-84100 Salerno, Italy
 - 39 University of California, San Diego, CA 92093, USA
 - 40 Dept. de Física de Partículas Elementales, Univ. de Santiago, E-15706 Santiago de Compostela, Spain
 - 41 Bulgarian Academy of Sciences, Central Lab. of Mechatronics and Instrumentation, BU-1113 Sofia, Bulgaria
 - 42 Center for High Energy Physics, Adv. Inst. of Sciences and Technology, 305-701 Taejeon, Republic of Korea
 - 43 University of Alabama, Tuscaloosa, AL 35486, USA
 - 44 Utrecht University and NIKHEF, NL-3584 CB Utrecht, The Netherlands
 - 45 Purdue University, West Lafayette, IN 47907, USA
 - 46 Paul Scherrer Institut, PSI, CH-5232 Villigen, Switzerland
 - 47 DESY-Institut für Hochenergiephysik, D-15738 Zeuthen, FRG
 - 48 Eidgenössische Technische Hochschule, ETH Zürich, CH-8093 Zürich, Switzerland
 - 49 University of Hamburg, D-22761 Hamburg, FRG
 - 50 National Central University, Chung-Li, Taiwan, China
 - 51 Department of Physics, National Tsing Hua University, Taiwan, China
- [§] Supported by the German Bundesministerium für Bildung, Wissenschaft, Forschung und Technologie
[‡] Supported by the Hungarian OTKA fund under contract numbers T019181, F023259 and T024011.
[¶] Also supported by the Hungarian OTKA fund under contract numbers T22238 and T026178.
[‡] Supported also by the Comisión Interministerial de Ciencia y Tecnología.
[‡] Also supported by CONICET and Universidad Nacional de La Plata, CC 67, 1900 La Plata, Argentina.
[‡] Supported by Deutscher Akademischer Austauschdienst.
[◇] Also supported by Panjab University, Chandigarh-160014, India.
[△] Supported by the National Natural Science Foundation of China.

References

- [1] N. Cabibbo, Phys. Rev. Lett. **10** (1963) 531;
M. Kobayashi and K. Maskawa, Prog. Theo. Phys. **49** (1973) 652.
- [2] S.L. Glashow, Nucl. Phys. **22** (1961) 579;
A. Salam, in Elementary Particle Theory, ed. N. Svartholm, (Almqvist and Wiksell, Stockholm, 1968), p. 367;
S. Weinberg, Phys. Rev. Lett. **19** (1967) 1264.
- [3] L. Wolfenstein, Phys. Rev. Lett. **51** (1983) 1945.
- [4] CLEO Collab., R. Fulton *et al.*, Phys. Rev. Lett. **64** (1990) 16;
CLEO Collab., J. Bartelt *et al.*, Phys. Rev. Lett. **71** (1993) 4111.
- [5] ARGUS Collab., H. Albrecht *et al.*, Phys. Lett. **B234** (1990) 409;
ARGUS Collab., H. Albrecht *et al.*, Phys. Lett. **B255** (1991) 297.
- [6] CLEO Collab., A. Bean *et al.*, Phys. Rev. Lett. **70** (1993) 2681;
CLEO Collab., J. P. Alexander *et al.*, Phys. Rev. Lett. **77** (1996) 5000.
- [7] N. G. Uraltsev, Int. Jour. of Mod. Phys. **A 11** (1996) 515.
- [8] I. Bigi *et al.*, Ann. Rev. Nucl. Part. Sci. **47** (1997) 591.
- [9] ALEPH Collab., R. Barate *et al.*, Preprint CERN-EP/98-067, 1998.
- [10] L3 Collab., B. Adeva *et al.*, Nucl. Inst. Meth. **A 289** (1990) 35;
L3 Collab., O. Adriani *et al.*, Physics Reports **236** (1993) 1;
M. Acciarri *et al.*, Nucl. Inst. Meth. **A 351** (1994) 300;
A. Adam *et al.*, Nucl. Inst. Meth. **A 383** (1996) 342.
- [11] T. Sjöstrand, Computer Physics Commun. **82** (1994) 74;
T. Sjöstrand, Preprint CERN-TH.7112/93, 1993.
- [12] G. Altarelli *et al.*, Nucl. Phys. **B208** (1982) 365.
- [13] G. Burdman and J. Kambor, Phys. Rev. **D55** (1997) 2817.
- [14] R. Brun *et al.*, "GEANT 3", CERN DD/EE/84-1 (Revised), September 1987.
- [15] H. Fesefeldt, Preprint RWTH Aachen PITHA 85/02 (1985).
- [16] C. Peterson *et al.*, Phys. Rev. **D27** (1983) 105.
- [17] The LEP Collab., Nucl. Inst. Meth. **A 378** (1996) 101.
- [18] The LEP Collab., The LEP Electroweak Working Group and The SLD Heavy Flavour Group, D. Abbaneo *et al.*, Preprint CERN-PPE/97-154, 1997.
- [19] L3 Collab., M. Acciarri *et al.*, Phys. Lett. **B416** (1998) 220.
- [20] L3 Collab., B. Adeva *et al.*, Z. Phys. **C 51** (1991) 179.

- [21] N. Isgur *et al.*, Phys. Rev. **D39** (1989) 799.
- [22] Particle Data Group, Phys. Rev. **D54** (1996) 1.
- [23] C. Peterson *et al.*, Comp. Phys. Comm. **81** (1994) 185.

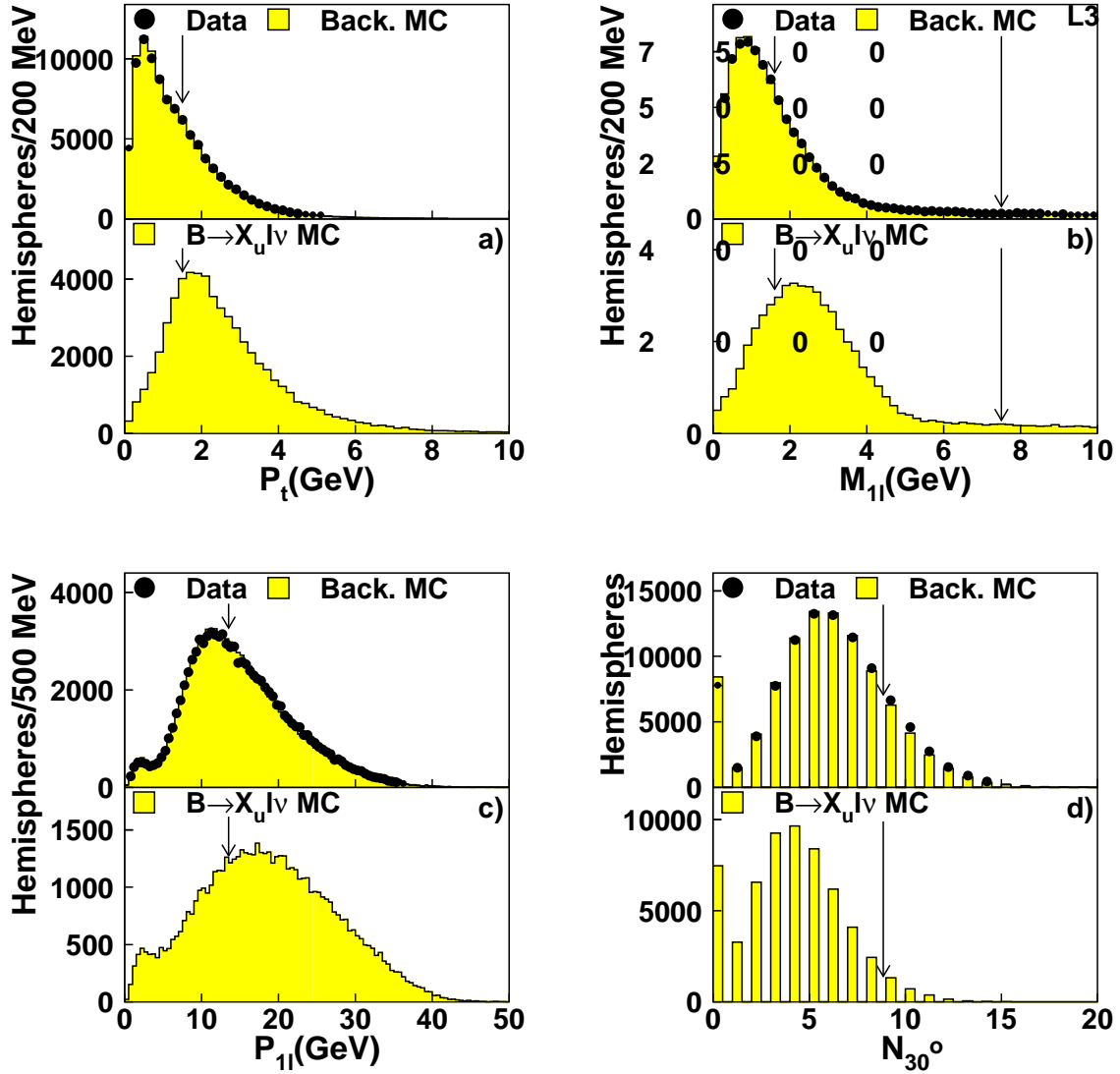


Figure 1: Distributions at stage 1 of variables for data and Monte Carlo simulations of the background (top part of each figure) and for the expected signal (bottom part of each figure with arbitrary normalisation). a) Transverse momentum of the lepton, b) invariant mass of the lepton and the most energetic object, c) momentum sum of the lepton and the most energetic object and d) multiplicity of objects (see text) in a 30° half-opening cone around the lepton. The arrows indicate the positions of the cuts used for stage 2 selection.

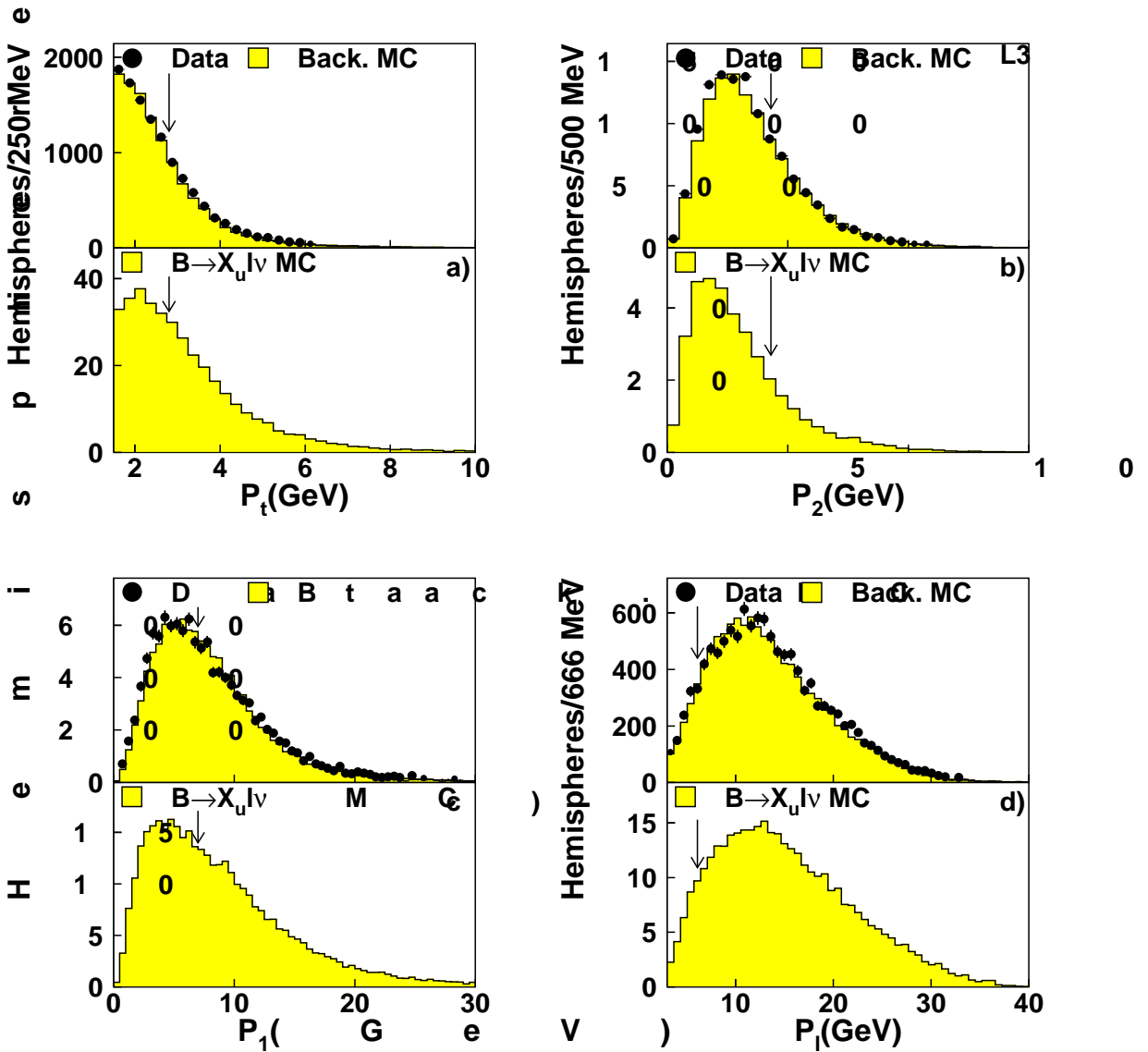


Figure 2: Distributions of some selection variables for data and Monte Carlo simulations of the background (top part of each figure) and for the expected signal (bottom part of each figure, normalised to its measured branching fraction). Stage 2 criteria have been applied. a) Transverse momentum of the lepton, b) momentum of the second most energetic object, c) momentum of the most energetic object and d) lepton momentum. The variables shown in a) and b) are an example of the global kinematic selection, while the ones in c) and d) belong to the selection meant to enhance the two different phase space contributions described in the text. The arrows indicate the positions of the cuts used for the final selection.

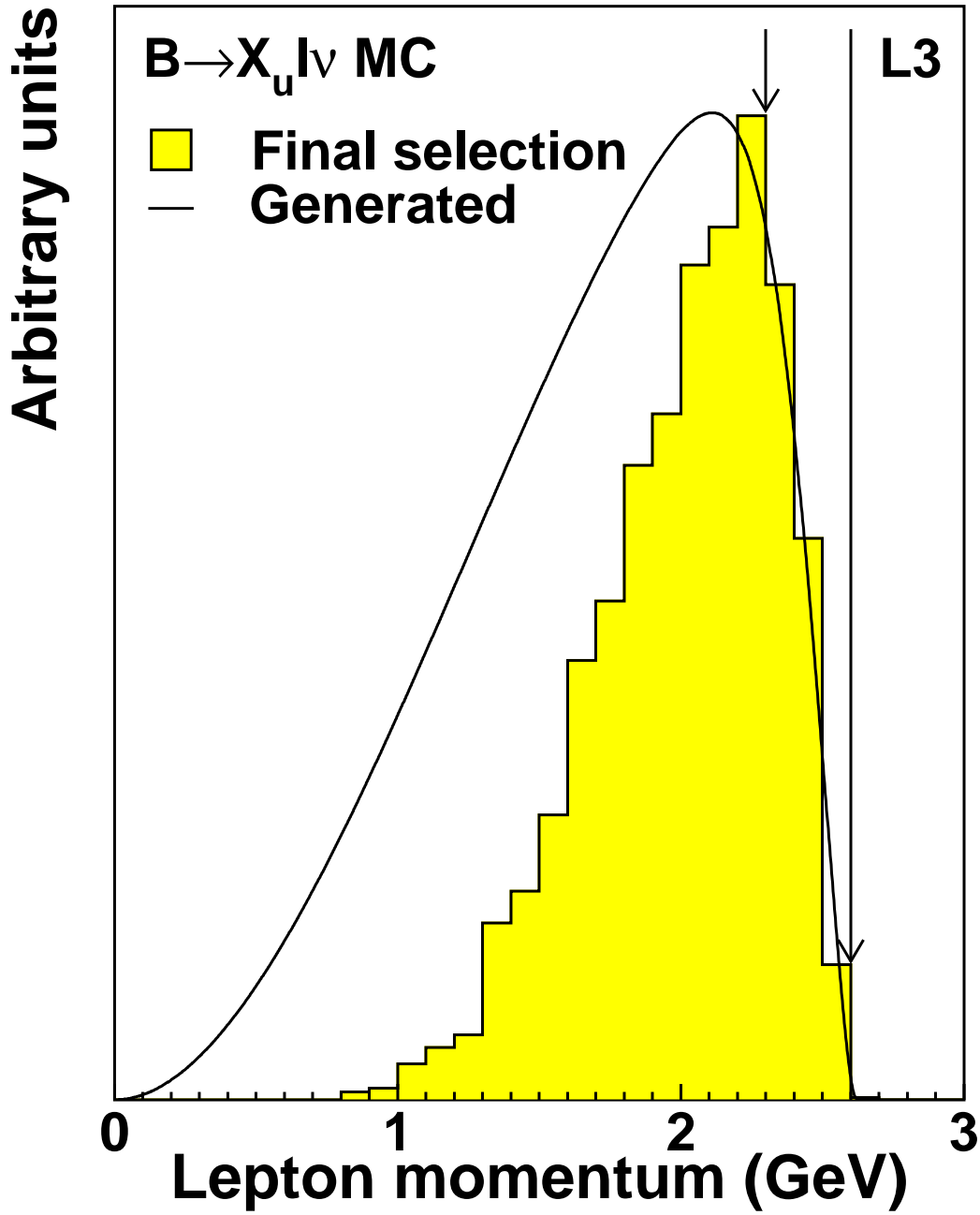


Figure 3: The Monte Carlo lepton momentum spectrum for the $B \rightarrow X_u \ell \nu$ transitions in the B rest frame generated as described in the text. The curve shows the generated spectrum and the histogram the spectrum after the final selection for the expected $B \rightarrow X_u \ell \nu$ transitions. The arrows show the momentum range of the $\Upsilon(4S)$ measurements.

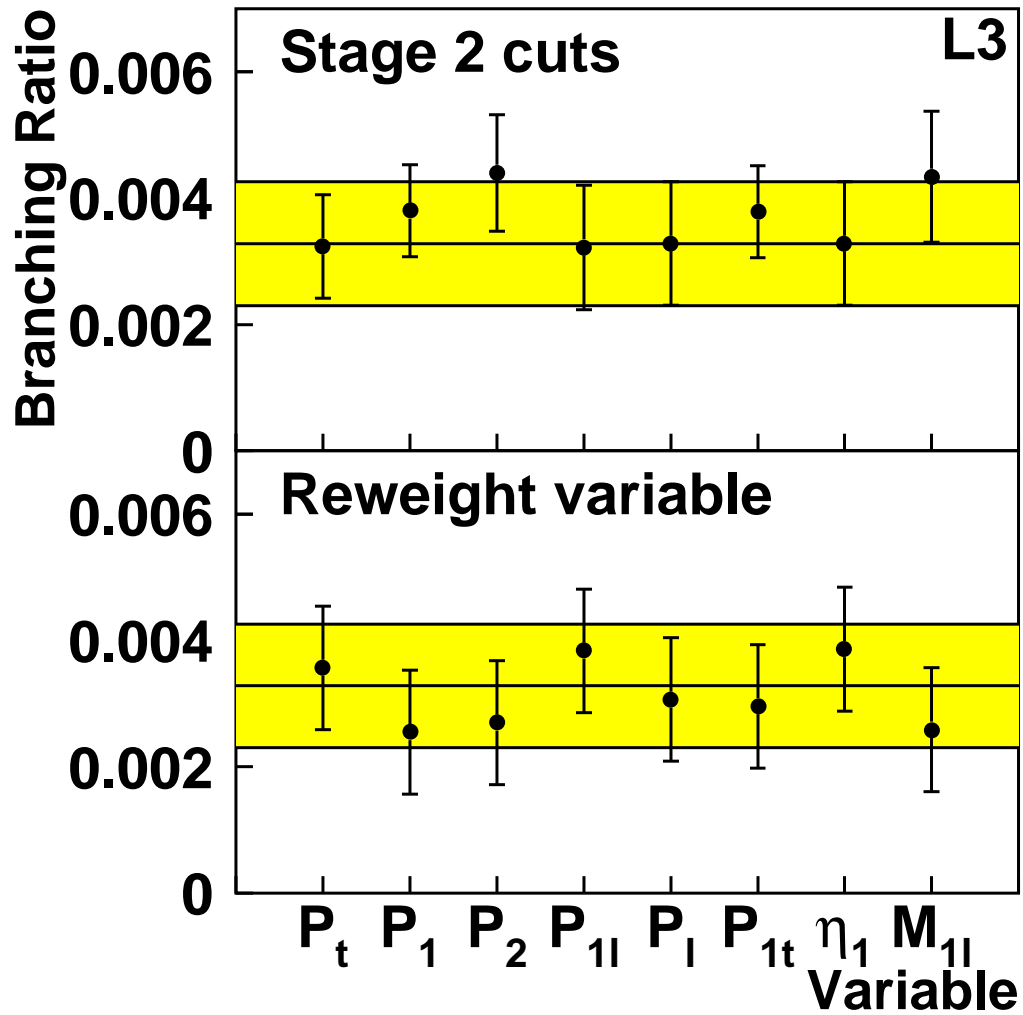


Figure 4: Variation of the measured $b \rightarrow X_u \ell \nu$ branching fraction after the cross checks described in the text for the variables used in the final selection. Only statistical uncertainties are shown. The band indicate the statistical uncertainty on the central value.

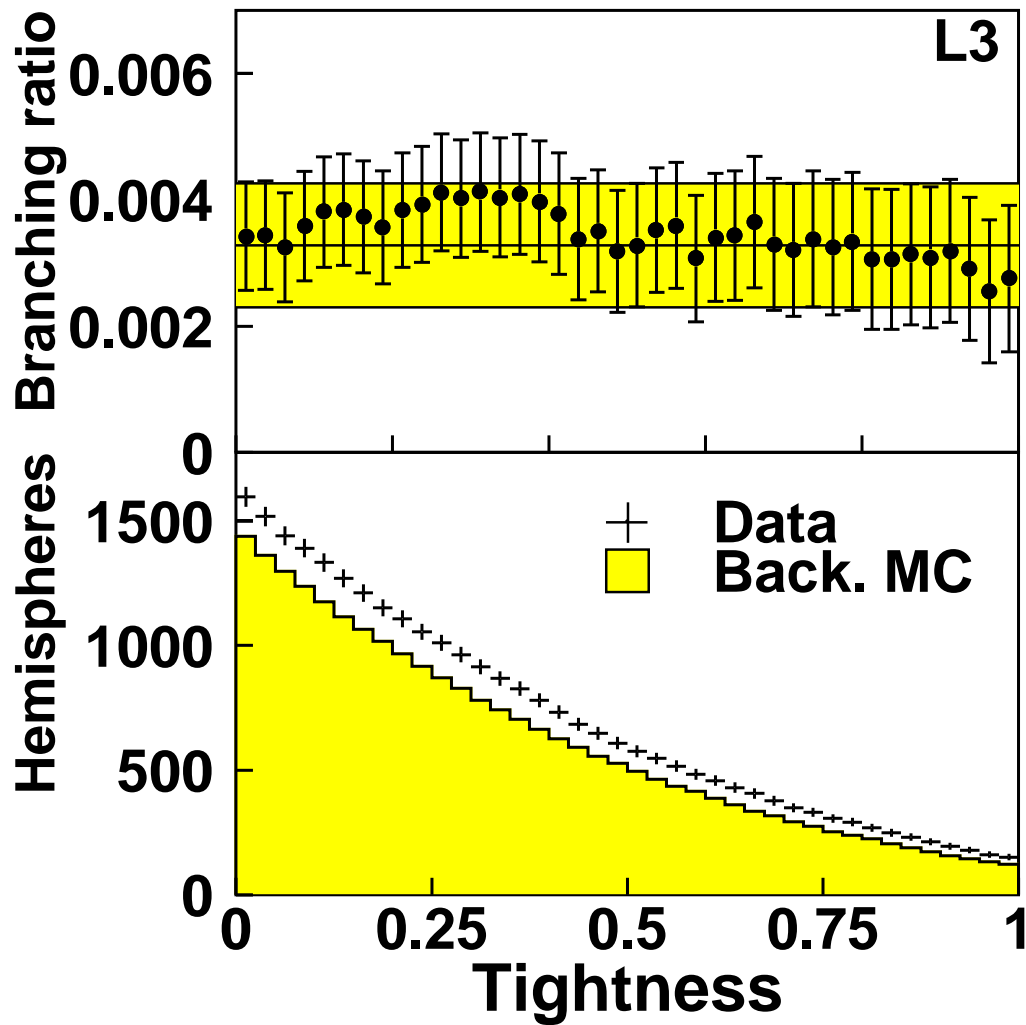


Figure 5: The measured $b \rightarrow X_u \ell \nu$ branching fraction (top figure) calculated from the number of selected data and the background Monte Carlo hemispheres (bottom figure) as a function of a linear tightening of all the cuts. Only statistical uncertainties are shown. The band in the top figure shows the statistical uncertainty on the central value, corresponding to the centre of the variation interval.

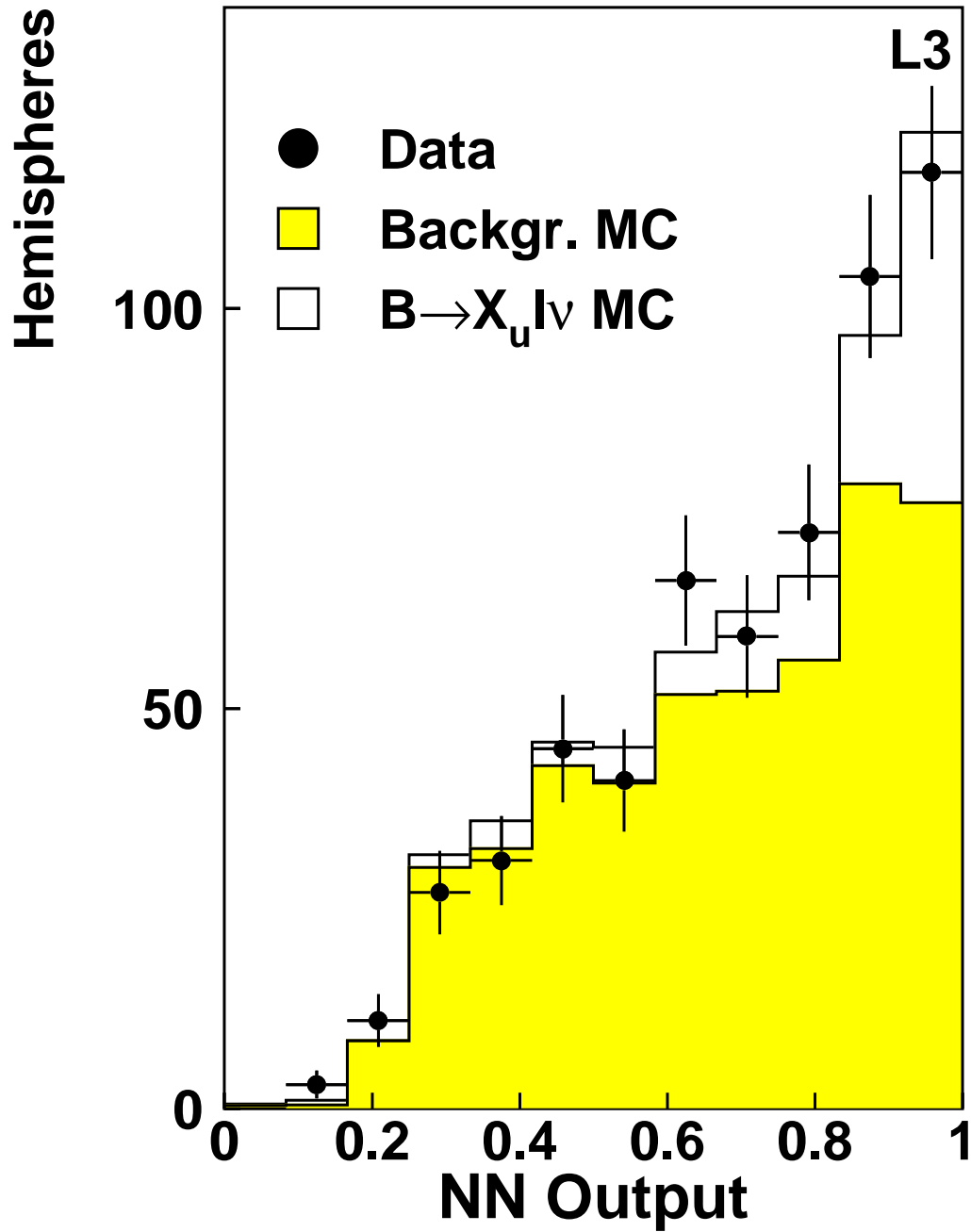


Figure 6: The neural network output distribution for the hemispheres selected by the final selection criteria for the data, the background and the signal Monte Carlo samples. The normalisation of the Monte Carlo samples comes from the fit to the data.