



HAL
open science

Measurement of the triple gluon vertex from double quark tagged 4-jet event

P. Abreu, W. Adam, T. Adye, P. Adzic, G D. Alekseev, R. Alemany, P P. Allport, S. Almeded, U. Amaldi, S. Amato, et al.

► To cite this version:

P. Abreu, W. Adam, T. Adye, P. Adzic, G D. Alekseev, et al.. Measurement of the triple gluon vertex from double quark tagged 4-jet event. *Physics Letters B*, 1997, 414, pp.401-418. <10.1016/S0370-2693(97)01192-1>. <in2p3-00001141>

HAL Id: in2p3-00001141

<https://in2p3.hal.science/in2p3-00001141v1>

Submitted on 23 Nov 1998

HAL is a multi-disciplinary open access archive for the deposit and dissemination of scientific research documents, whether they are published or not. The documents may come from teaching and research institutions in France or abroad, or from public or private research centers.

L'archive ouverte pluridisciplinaire **HAL**, est destinée au dépôt et à la diffusion de documents scientifiques de niveau recherche, publiés ou non, émanant des établissements d'enseignement et de recherche français ou étrangers, des laboratoires publics ou privés.



HAL Authorization

Measurement of the Triple Gluon Vertex from double quark tagged 4-Jet Events

DELPHI Collaboration

Abstract

The 4-jet events collected by the DELPHI experiment at LEP1 in 1992, 1993 and 1994 are analysed to determine the contribution of the triple-gluon vertex. Two of the four jets are tagged as jets from b - or c -quarks using lifetime and lepton transverse momentum information. The 4-jet contributions from double-gluon bremsstrahlung, the triple-gluon vertex, and secondary quark-antiquark pair production then yield significantly different two-dimensional distributions in the generalized Nachtmann Reiter angle versus the opening angle of the two secondary jets. These distributions are used to fit C_A/C_F , the ratio of the coupling strength of the triple-gluon vertex to that of gluon bremsstrahlung, and N_C/N_A , the ratio of the number of quark colours to the number of gluons, giving

$$C_A/C_F = 2.51 \pm 0.28 \quad \text{and} \quad N_C/N_A = 0.38 \pm 0.10$$

in agreement with the values expected from QCD:

$$C_A/C_F = 9/4 = 2.25 \quad \text{and} \quad N_C/N_A = 3/8 = 0.375.$$

(To be submitted to Physics Letters B)

P.Abreu²¹, W.Adam⁴⁹, T.Adye³⁶, P.Adzic¹¹, G.D.Alekseev¹⁶, R.Aleman⁴⁸, P.P.Allport²², S.Almehed²⁴, U.Amaldi⁹, S.Amato⁴⁶, P.Andersson⁴³, A.Andreazza⁹, P.Antilogus⁹, W-D.Apel¹⁷, Y.Arnoud¹⁴, B.Åsman⁴³, J-E.Augustin²⁵, A.Augustinus³⁰, P.Baillon⁹, P.Bambade¹⁹, F.Barao²¹, M.Barbi⁴⁶, G.Barbiellini⁴⁵, D.Y.Bardin¹⁶, G.Barker⁹, A.Baroncelli³⁹, O.Barring²⁴, M.J.Bates³⁶, M.Battaglia¹⁵, M.Baubillier²³, J.Baudot³⁸, K-H.Becks⁵¹, M.Begalli⁶, P.Beilliere⁸, Yu.Belokopytov^{9,52}, A.C.Benvenuti⁵, C.Berat¹⁴, M.Berggren⁴⁶, D.Bertini²⁵, D.Bertrand², M.Besancon³⁸, F.Bianchi⁴⁴, M.Bigli⁴⁴, M.S.Bilenky¹⁶, P.Billoir²³, M-A.Bizouard¹⁹, D.Bloch¹⁰, M.Blume⁵¹, M.Bonesini²⁷, W.Bonivento²⁷, M.Boonekamp³⁸, P.S.L.Booth²², A.W.Borgland⁴, G.Borisov^{38,41}, C.Bosio³⁹, O.Botner⁴⁷, E.Boudinov³⁰, B.Bouquet¹⁹, C.Bourdarios¹⁹, T.J.V.Bowcock²², M.Bozzo¹³, P.Branchini³⁹, K.D.Brand³⁵, T.Brenke⁵¹, R.A.Brenner⁴⁷, R.C.A.Brown⁹, P.Bruckman¹⁸, J-M.Brunet⁸, L.Bugge³², T.Buran³², T.Burgsmueller⁵¹, P.Buschmann⁵¹, S.Cabrera⁴⁸, M.Caccia²⁷, M.Calvi²⁷, A.J.Camacho Rozas⁴⁰, T.Camporesi⁹, V.Canale³⁷, M.Canepa¹³, F.Carena⁹, L.Carroll²², C.Caso¹³, M.V.Castillo Gimenez⁴⁸, A.Cattai⁹, F.R.Cavallo⁵, V.Chabaud⁹, Ph.Charpentier⁹, L.Chaussard²⁵, P.Checchia³⁵, G.A.Chelkov¹⁶, M.Chen², R.Chierici⁴⁴, P.Chliapnikov⁴¹, P.Chochula⁷, V.Chorowicz²⁵, J.Chudoba²⁹, V.Cindro⁴², P.Collins⁹, M.Colomer⁴⁸, R.Contri¹³, E.Cortina⁴⁸, G.Cosme¹⁹, F.Cossutti⁴⁵, J-H.Cowell²², H.B.Crawley¹, D.Crennell³⁶, G.Crosetti¹³, J.Cuevas Maestro³³, S.Czellar¹⁵, J.Dahm⁵¹, B.Dalmagne¹⁹, G.Damgaard²⁸, P.D.Dauncey³⁶, M.Davenport⁹, W.Da Silva²³, A.Deghorain², G.Della Ricca⁴⁵, P.Delpierre²⁶, N.Demaria³⁴, A.De Angelis⁹, W.De Boer¹⁷, S.De Brabandere², C.De Clercq², C.De La Vaissiere²³, B.De Lotto⁴⁵, A.De Mir³⁵, L.De Paula⁴⁶, H.Dijkstra⁹, L.Di Ciaccio³⁷, A.Di Diodato³⁷, A.Djannati⁸, J.Dolbeau⁸, K.Doroba⁵⁰, M.Dracos¹⁰, J.Drees⁵¹, K.-A.Drees⁵¹, M.Dris³¹, J-D.Durand^{25,9}, D.Edsall¹, R.Ehret¹⁷, G.Eigen⁴, T.Ekelof⁴⁷, G.Ekspong⁴³, M.Elsing⁹, J-P.Engel¹⁰, B.Erzen⁴², M.Espirito Santo²¹, E.Falk²⁴, G.Fanourakis¹¹, D.Fassouliotis⁴⁵, M.Feindt⁹, A.Fenyuk⁴¹, P.Ferrari²⁷, A.Ferrer⁴⁸, S.Fichet²³, T.A.Filippas³¹, A.Firestone¹, P.-A.Fischer¹⁰, H.Foeth⁹, E.Fokitis³¹, F.Fontanelli¹³, F.Formenti⁹, B.Franek³⁶, A.G.Frodesen⁴, R.Fruhworth⁴⁹, F.Fulda-Quenzer¹⁹, J.Fuster⁴⁸, A.Galloni²², D.Gamba⁴⁴, M.Gandelman⁴⁶, C.Garcia⁴⁸, J.Garcia⁴⁰, C.Gaspar⁹, U.Gasparini³⁵, Ph.Gavillet⁹, E.N.Gaziz³¹, D.Gele¹⁰, J-P.Gerber¹⁰, L.Geryukov⁴¹, R.Gokiel⁵⁰, B.Golob⁴², P.Goncalves²¹, G.Gopal³⁶, L.Gorn¹, M.Gorski⁵⁰, Yu.Gouz^{44,52}, V.Gracco¹³, E.Graziani³⁹, C.Green²², A.Grefrath⁵¹, P.Gris³⁸, G.Grosdidier¹⁹, K.Grzelak⁵⁰, M.Gunther⁴⁷, J.Guy³⁶, F.Hahn⁹, S.Hahn⁵¹, Z.Hajduk¹⁸, A.Hallgren⁴⁷, K.Hamacher⁵¹, F.J.Harris³⁴, V.Hedberg²⁴, R.Henriques²¹, J.J.Hernandez⁴⁸, P.Herquet², H.Herr⁹, T.L.Hessing³⁴, J.-M.Heuser⁵¹, E.Higon⁴⁸, S-O.Holmgren⁴³, P.J.Holt³⁴, D.Holthuizen³⁰, S.Hoorelbeke², M.Houlden²², J.Hrubic⁴⁹, K.Huet², K.Hultqvist⁴³, J.N.Jackson²², R.Jacobsson⁴³, P.Jalocha⁹, R.Janik⁷, Ch.Jarlskog²⁴, G.Jarlskog²⁴, P.Jarry³⁸, B.Jean-Marie¹⁹, E.K.Johansson⁴³, L.Jonsson²⁴, P.Jonsson²⁴, C.Joram⁹, P.Juillot¹⁰, M.Kaiser¹⁷, F.Kapusta²³, K.Karafasoulis¹¹, E.Karvelas¹¹, S.Katsanevas²⁵, E.C.Katsoufis³¹, R.Keranen⁴, Yu.Khokhlov⁴¹, B.A.Khomenko¹⁶, N.N.Khovanski¹⁶, B.King²², N.J.Kjaer³⁰, O.Klapp⁵¹, H.Klein⁹, P.Kluit³⁰, D.Knoblauch¹⁷, P.Kokkinias¹¹, A.Konopliannikov⁴¹, M.Koratzinos⁹, K.Korcyl¹⁸, V.Kostioukhine⁴¹, C.Kourkoumelis³, O.Kouznetsov¹⁶, C.Kreuter⁹, I.Kronkvist²⁴, Z.Krumstein¹⁶, W.Krupinski¹⁸, P.Kubinec⁷, W.Kucewicz¹⁸, K.Kurvinen¹⁵, C.Lacasta⁹, I.Laktineh²⁵, J.W.Lamsa¹, L.Lanceri⁴⁵, D.W.Lane¹, P.Langefeld⁵¹, J-P.Laugier³⁸, R.Lauhakangas¹⁵, G.Leder⁴⁹, F.Ledroit¹⁴, V.Lefebure², C.K.Legan¹, A.Leisos¹¹, R.Leitner²⁹, J.Lemonne², G.Lenzen⁵¹, V.Lepeltier¹⁹, T.Lesiak¹⁸, M.Lethuillier³⁸, J.Libby³⁴, D.Liko⁹, A.Lipniacka⁴⁵, I.Lippi³⁵, B.Loerstad²⁴, J.G.Loken³⁴, J.M.Lopez⁴⁰, D.Loukas¹¹, P.Lutz³⁸, L.Lyons³⁴, J.MacNaughton⁴⁹, G.Maehlum¹⁷, J.R.Mahon⁶, A.Maio²¹, T.G.M.Malmgren⁴³, V.Malychev¹⁶, F.Mandl⁴⁹, J.Marco⁴⁰, R.Marco⁴⁰, B.Marchal⁴⁶, M.Margoni³⁵, J-C.Marin⁹, C.Mariotti⁹, A.Markou¹¹, C.Martinez-Rivero³³, F.Martinez-Vidal⁴⁸, S.Marti i Garcia²², J.Masik²⁹, F.Matorras⁴⁰, C.Matteuzzi²⁷, G.Matthiae³⁷, M.Mazzucato³⁵, M.Mc Cubbin²², R.Mc Kay¹, R.Mc Nulty⁹, G.Mc Pherson²², J.Medbo⁴⁷, C.Meroni²⁷, S.Meyer¹⁷, W.T.Meyer¹, A.Miagkov⁴¹, M.Michelotto³⁵, E.Migliore⁴⁴, L.Mirabito²⁵, W.A.Mitaroff⁴⁹, U.Mjoernmark²⁴, T.Moa⁴³, R.Moeller²⁸, K.Moenig⁹, M.R.Monge¹³, P.Morettini¹³, H.Mueller¹⁷, K.Muenich⁵¹, M.Mulders³⁰, L.M.Mundim⁶, W.J.Murray³⁶, B.Muryn^{14,18}, G.Myatt³⁴, T.Myklebust³², F.Naraghi¹⁴, F.L.Navarria⁵, S.Navas⁴⁸, K.Nawrocki⁵⁰, P.Negri²⁷, W.Neumann⁵¹, N.Neumeister⁴⁹, R.Nicolaidou³, B.S.Nielsen²⁸, M.Nieuwenhuizen³⁰, V.Nikolaenko¹⁰, M.Nikolenko^{10,16}, P.Niss⁴³, A.Nomerotski³⁵, A.Normand²², A.Nygren²⁴, W.Oberschulte-Beckmann¹⁷, V.Obratsov⁴¹, A.G.Olshevski¹⁶, A.Onofre²¹, R.Orava¹⁵, G.Orazi¹⁰, S.Ortuno⁴⁸, K.Osterberg¹⁵, A.Ouraou³⁸, P.Paganini¹⁹, M.Paganoni^{9,27}, S.Paiano⁵, R.Pain²³, H.Palka¹⁸, Th.D.Papadopoulou³¹, K.Papageorgiou¹¹, L.Pape⁹, C.Parkes³⁴, F.Parodi¹³, U.Parzefall²², A.Passeri³⁹, M.Pegoraro³⁵, L.Peralta²¹, H.Pernegger⁴⁹, M.Pernicka⁴⁹, A.Perrotta⁵, C.Petridou⁴⁵, A.Petrolini¹³, H.T.Phillips³⁶, G.Piana¹³, F.Pierre³⁸, E.Piotto³⁵, T.Podobnik³⁴, O.Podobrin⁹, M.E.Pol⁶, G.Polok¹⁸, P.Poropat⁴⁵, V.Pozdniakov¹⁶, P.Privitera³⁷, N.Pukhaeva¹⁶, A.Pullia²⁷, D.Radojicic³⁴, S.Ragazzi²⁷, H.Rahmani³¹, J.Rames¹², P.N.Ratoff²⁰, A.L.Read³², M.Reale⁵¹, P.Rebecchi⁹, N.G.Redaeli²⁷, M.Regler⁴⁹, D.Reid⁹, R.Reinhardt⁵¹, P.B.Renton³⁴, L.K.Resvanis³, F.Richard¹⁹, J.Ridky¹², G.Rinaudo⁴⁴, O.Rohne³², A.Romero⁴⁴, P.Ronchese³⁵, L.Roos²³, E.I.Rosenberg¹, P.Rosinsky⁷, P.Roudeau¹⁹, T.Rovelli⁵, V.Ruhlmann-Kleider³⁸, A.Ruiz⁴⁰, K.Rybicki¹⁸, H.Saarikko¹⁵, Y.Sacquin³⁸, A.Sadovsky¹⁶, G.Sajot¹⁴, J.Salt⁴⁸, M.Sannino¹³, H.Schneider¹⁷, U.Schwickerath¹⁷, M.A.E.Schyns⁵¹, G.Sciolla⁴⁴, F.Scuri⁴⁵, P.Seager²⁰, Y.Sedykh¹⁶, A.M.Segar³⁴, A.Seitz¹⁷, R.Sekulin³⁶, L.Serbelloni³⁷, R.C.Shellard⁶, A.Sheridan²², P.Siegrist^{9,38}, R.Silvestre³⁸, F.Simonetto³⁵, A.N.Sisakian¹⁶, T.B.Skaali³², G.Smadja²⁵, N.Smirnov⁴¹, O.Smirnova²⁴, G.R.Smith³⁶, A.Sokolov⁴¹, O.Solovianov⁴¹, R.Sosnowski⁵⁰, D.Souza-Santos⁶, T.Spassov²¹, E.Spiriti³⁹, P.Sponholz⁵¹, S.Squarcia¹³, D.Stampfer⁹, C.Stanescu³⁹, S.Stanic⁴², S.Stapnes³², I.Stavitski³⁵, K.Stevenson³⁴, A.Stocchi¹⁹, J.Strauss⁴⁹, R.Strub¹⁰, B.Stugu⁴, M.Szczekowski⁵⁰, M.Szeptycka⁵⁰, T.Tabarelli²⁷, J.P.Tavernet²³

E.Tcherniaev⁴¹, F.Tegenfeldt⁴⁷, F.Terranova²⁷, J.Thomas³⁴, A.Tilquin²⁶, J.Timmermans³⁰, L.G.Tkatchev¹⁶, T.Todorov¹⁰, S.Todorova¹⁰, D.Z.Toet³⁰, A.Tomaradze², B.Tome²¹, A.Tonazzo²⁷, L.Tortora³⁹, G.Transtromer²⁴, D.Treille⁹, G.Tristram⁸, A.Trombini¹⁹, C.Troncon²⁷, A.Tsirou⁹, M-L.Turluer³⁸, I.A.Tyapkin¹⁶, M.Tyndel³⁶, S.Tzamarias¹¹, B.Ueberschaer⁵¹, O.Ullaland⁹, V.Uvarov⁴¹, G.Valenti⁵, E.Vallazza⁴⁵, G.W.Van Apeldoorn³⁰, P.Van Dam³⁰, J.Van Eldik³⁰, A.Van Lysebetten², N.Vassilopoulos³⁴, G.Vegni²⁷, L.Ventura³⁵, W.Venus³⁶, F.Verbeure², M.Verlato³⁵, L.S.Vertogradov¹⁶, D.Vilanova³⁸, P.Vincent²⁵, L.Vitale⁴⁵, A.S.Vodopyanov¹⁶, V.Vrba¹², H.Wahlen⁵¹, C.Walck⁴³, C.Weiser¹⁷, A.M.Wetherell⁹, D.Wicke⁵¹, J.H.Wickens², M.Wielers¹⁷, G.R.Wilkinson⁹, W.S.C.Williams³⁴, M.Winter¹⁰, M.Witek¹⁸, T.Wlodek¹⁹, J.Yi¹, K.Yip³⁴, O.Yushchenko⁴¹, F.Zach²⁵, A.Zaitsev⁴¹, A.Zalewska⁹, P.Zalewski⁵⁰, D.Zavrtanik⁴², E.Zevgolatakos¹¹, N.I.Zimin¹⁶, G.C.Zucchelli⁴³, G.Zumerle³⁵

¹Department of Physics and Astronomy, Iowa State University, Ames IA 50011-3160, USA

²Physics Department, Univ. Instelling Antwerpen, Universiteitsplein 1, B-2610 Wilrijk, Belgium and IIHE, ULB-VUB, Pleinlaan 2, B-1050 Brussels, Belgium

and Faculté des Sciences, Univ. de l'Etat Mons, Av. Maistriau 19, B-7000 Mons, Belgium

³Physics Laboratory, University of Athens, Solonos Str. 104, GR-10680 Athens, Greece

⁴Department of Physics, University of Bergen, Allégaten 55, N-5007 Bergen, Norway

⁵Dipartimento di Fisica, Università di Bologna and INFN, Via Irnerio 46, I-40126 Bologna, Italy

⁶Centro Brasileiro de Pesquisas Físicas, rua Xavier Sigaud 150, RJ-22290 Rio de Janeiro, Brazil

and Depto. de Física, Pont. Univ. Católica, C.P. 38071 RJ-22453 Rio de Janeiro, Brazil

and Inst. de Física, Univ. Estadual do Rio de Janeiro, rua São Francisco Xavier 524, Rio de Janeiro, Brazil

⁷Comenius University, Faculty of Mathematics and Physics, Mlynska Dolina, SK-84215 Bratislava, Slovakia

⁸Collège de France, Lab. de Physique Corpusculaire, IN2P3-CNRS, F-75231 Paris Cedex 05, France

⁹CERN, CH-1211 Geneva 23, Switzerland

¹⁰Institut de Recherches Subatomiques, IN2P3 - CNRS/ULP - BP20, F-67037 Strasbourg Cedex, France

¹¹Institute of Nuclear Physics, N.C.S.R. Demokritos, P.O. Box 60228, GR-15310 Athens, Greece

¹²FZU, Inst. of Physics of the C.A.S. High Energy Physics Division, Na Slovance 2, 180 40, Praha 8, Czech Republic

¹³Dipartimento di Fisica, Università di Genova and INFN, Via Dodecaneso 33, I-16146 Genova, Italy

¹⁴Institut des Sciences Nucléaires, IN2P3-CNRS, Université de Grenoble 1, F-38026 Grenoble Cedex, France

¹⁵Helsinki Institute of Physics, HIP, P.O. Box 9, FIN-00014 Helsinki, Finland

¹⁶Joint Institute for Nuclear Research, Dubna, Head Post Office, P.O. Box 79, 101 000 Moscow, Russian Federation

¹⁷Institut für Experimentelle Kernphysik, Universität Karlsruhe, Postfach 6980, D-76128 Karlsruhe, Germany

¹⁸Institute of Nuclear Physics and University of Mining and Metallurgy, Ul. Kawiory 26a, PL-30055 Krakow, Poland

¹⁹Université de Paris-Sud, Lab. de l'Accélérateur Linéaire, IN2P3-CNRS, Bât. 200, F-91405 Orsay Cedex, France

²⁰School of Physics and Chemistry, University of Lancaster, Lancaster LA1 4YB, UK

²¹LIP, IST, FCUL - Av. Elias Garcia, 14-1º, P-1000 Lisboa Codex, Portugal

²²Department of Physics, University of Liverpool, P.O. Box 147, Liverpool L69 3BX, UK

²³LPNHE, IN2P3-CNRS, Universités Paris VI et VII, Tour 33 (RdC), 4 place Jussieu, F-75252 Paris Cedex 05, France

²⁴Department of Physics, University of Lund, Sölvegatan 14, S-22363 Lund, Sweden

²⁵Université Claude Bernard de Lyon, IPNL, IN2P3-CNRS, F-69622 Villeurbanne Cedex, France

²⁶Univ. d'Aix - Marseille II - CPP, IN2P3-CNRS, F-13288 Marseille Cedex 09, France

²⁷Dipartimento di Fisica, Università di Milano and INFN, Via Celoria 16, I-20133 Milan, Italy

²⁸Niels Bohr Institute, Blegdamsvej 17, DK-2100 Copenhagen 0, Denmark

²⁹NC, Nuclear Centre of MFF, Charles University, Areal MFF, V Holesovickach 2, 180 00, Praha 8, Czech Republic

³⁰NIKHEF, Postbus 41882, NL-1009 DB Amsterdam, The Netherlands

³¹National Technical University, Physics Department, Zografou Campus, GR-15773 Athens, Greece

³²Physics Department, University of Oslo, Blindern, N-1000 Oslo 3, Norway

³³Dpto. Física, Univ. Oviedo, Avda. Calvo Sotelo, S/N-33007 Oviedo, Spain, (CICYT-AEN96-1681)

³⁴Department of Physics, University of Oxford, Keble Road, Oxford OX1 3RH, UK

³⁵Dipartimento di Fisica, Università di Padova and INFN, Via Marzolo 8, I-35131 Padua, Italy

³⁶Rutherford Appleton Laboratory, Chilton, Didcot OX11 0QX, UK

³⁷Dipartimento di Fisica, Università di Roma II and INFN, Tor Vergata, I-00173 Rome, Italy

³⁸CEA, DAPNIA/Service de Physique des Particules, CE-Saclay, F-91191 Gif-sur-Yvette Cedex, France

³⁹Istituto Superiore di Sanità, Ist. Naz. di Fisica Nucl. (INFN), Viale Regina Elena 299, I-00161 Rome, Italy

⁴⁰Instituto de Física de Cantabria (CSIC-UC), Avda. los Castros, S/N-39006 Santander, Spain, (CICYT-AEN96-1681)

⁴¹Inst. for High Energy Physics, Serpukov P.O. Box 35, Protvino, (Moscow Region), Russian Federation

⁴²J. Stefan Institute, Jamova 39, SI-1000 Ljubljana, Slovenia and Department of Astroparticle Physics, School of Environmental Sciences, Kostanjevska 16a, Nova Gorica, SI-5000 Slovenia, and Department of Physics, University of Ljubljana, SI-1000 Ljubljana, Slovenia

⁴³Fysikum, Stockholm University, Box 6730, S-113 85 Stockholm, Sweden

⁴⁴Dipartimento di Fisica Sperimentale, Università di Torino and INFN, Via P. Giuria 1, I-10125 Turin, Italy

⁴⁵Dipartimento di Fisica, Università di Trieste and INFN, Via A. Valerio 2, I-34127 Trieste, Italy and Istituto di Fisica, Università di Udine, I-33100 Udine, Italy

⁴⁶Univ. Federal do Rio de Janeiro, C.P. 68528 Cidade Univ., Ilha do Fundão BR-21945-970 Rio de Janeiro, Brazil

⁴⁷Department of Radiation Sciences, University of Uppsala, P.O. Box 535, S-751 21 Uppsala, Sweden

⁴⁸IFIC, Valencia-CSIC, and D.F.A.M.N., U. de Valencia, Avda. Dr. Moliner 50, E-46100 Burjassot (Valencia), Spain

⁴⁹Institut für Hochenergiephysik, Österr. Akad. d. Wissensch., Nikolsdorfergasse 18, A-1050 Vienna, Austria

⁵⁰Inst. Nuclear Studies and University of Warsaw, Ul. Hoza 69, PL-00681 Warsaw, Poland

⁵¹Fachbereich Physik, University of Wuppertal, Postfach 100 127, D-42097 Wuppertal, Germany

⁵²On leave of absence from IHEP Serpukhov

1 Introduction

An essential feature of Quantum Chromodynamics (QCD) is the self-coupling of the gluons due to their colour charges. The ‘triple-gluon vertex’ is a direct consequence of the non-Abelian nature of this gauge theory. The large two-jet rate for medium jet energies at hadron colliders can be considered as direct evidence for gluon-gluon scattering [1], if one accepts the extrapolation of the gluon structure function of the proton from deep-inelastic νN scattering to collider energies. A colourless gluon would lead to the reaction $\Upsilon \rightarrow 2$ jets [2], which is not observed [3]. In e^+e^- annihilation, the energy dependence [4] of the strong coupling constant α_s , where the triple-gluon vertex enters through loop corrections, constitutes further indirect evidence for its existence. Direct evidence can be obtained from the study of 4-jet events in e^+e^- annihilation, since in four-parton final states the triple-gluon vertex contributes to the Born diagrams. Additional contributions to the 4-jet rate at Born-level originate from several classes of diagrams, e.g. those with double gluon bremsstrahlung and those in which a radiated gluon splits into a $q\bar{q}$ pair (secondary $q\bar{q}$ production) (Fig. 1).

In our previous analyses of 4-jet events [5,6], the two-dimensional distribution of the generalized Nachtmann-Reiter angle [7] versus the opening angle α_{34} of the two secondary jets was used. These two angles are defined in Fig. 2. The generalized Nachtmann-Reiter angle θ_{NR}^* distinguishes between the triple-gluon vertex contribution and secondary $q\bar{q}$ -production. The opening angle α_{34} distinguishes between the triple-gluon vertex and double-bremsstrahlung. Thus the triple-gluon vertex contribution may be determined directly from the two-dimensional event distribution in these two observables.

Our previous analyses used energy-ordering of the jets to distinguish between jets coming from primary and secondary partons. Other analyses of 4-jet events at LEP [8–10] have done the same. However, the primary quarks give the two highest energy jets in only 42% of the 4-jet events. This leads to a smearing of the distributions of the observables for the different contributing diagrams, and diminishes the differences between them.

In this analysis, the primary jets were instead tagged by exploiting the long lifetime and the semileptonic decay of the primary hadrons from heavy quarks, which lead to detectable secondary vertices or to leptons with high transverse momenta. The higher purity of this tagging method results in larger differences between the shapes of the distributions of the observables for gluon bremsstrahlung, the triple-gluon vertex, and secondary quark production; it thus increases the sensitivity of the method.

2 Theoretical Basis

The triple-gluon vertex in e^+e^- annihilation appears in terms which are second order or higher in the strong coupling constant. The diagrams are shown in Fig. 1 for double bremsstrahlung, the triple-gluon vertex and secondary $q\bar{q}$ production. Thus testing the triple-gluon vertex requires a study of 4-jet events. For the rest of the paper, jets 1 and 2 correspond to the primary partons, jets 3 and 4 to the secondary partons.

The fundamental couplings are illustrated in Fig. 3. The Casimir factors C_F , C_A and T_F respectively measure the coupling strengths of gluon radiation from quarks, of the triple-gluon vertex and of gluon splitting into a quark-antiquark pair.

For any representation of a gauge group describing these couplings, the Casimir factors are determined in terms of its generators t_{ab}^r and its structure constants f^{rst} by the relations (the notation of T. Hebbeker [11] is used): $t_{ab}^r t_{bc}^r = \delta_{ac} C_F$, $f^{rst} f^{rsu} = \delta^{tu} C_A$, and

$t_{ab}^r t_{ba}^s = \delta_{rs} T_F$, where $a, b, \dots = 1, \dots, N_C$ is the quark color index, $r, s, \dots = 1, \dots, N_A$ is the gluon color index, and repeated indices are to be summed. The ratio of the coupling strength T_F for $g \rightarrow q\bar{q}$ to the coupling strength C_F for $q \rightarrow qg$ is then given by [12]:

$$T_F/C_F = N_C/N_A. \quad (1)$$

The interference terms contain combinations of these basic couplings and this leads to more complicated graphs for the transition probabilities. The graphs can be grouped into simple planar ones, and more complicated non-planar ones in which particle lines cross. Ellis, Ross and Terrano [14] have calculated the differential cross sections for the production of the four-parton final states to order α_s^2 . Their result is referred to below as the 'ERT' matrix element. Figs. 6 and 8 of their paper show all of the topologically distinct graphs for the transition probabilities. For the $q\bar{q}gg$ final state, there are 36 contributions which can be grouped into three classes:

- A: planar double-bremsstrahlung graphs with weight C_F^2 ;
- B: non-planar double-bremsstrahlung graphs with weight $C_F(C_F - \frac{1}{2}C_A)$;
- C: graphs involving the triple-gluon vertex with weight $C_F C_A$.

Similarly the 36 contributions to the $q\bar{q}q\bar{q}$ final state fall into the following classes:

- D: planar graphs with weight $C_F T_R$;
- E: non-planar graphs with weight $C_F(C_F - \frac{1}{2}C_A)$;
- F: graphs with weight C_F , which give contributions only if the charge of the partons is determined experimentally and are therefore not relevant to this analysis.

In these expressions, T_R is given by:

$$T_R = T_F n_f, \quad (2)$$

where $n_f = 5$ is the number of active quark flavours. This number could be altered from its expectation of five by new physics, such as the existence of a very light gluino [13]. For greater generality, the original factor N_C has been replaced by C_A , since this is the relevant coupling for the triple-gluon vertex [12]. In $SU(N_C)$ gauge theory, and in particular in QCD, the quantities C_A and N_C are equal. In other gauge groups, however, the different physical meaning of these factors results in different numerical values.

The differential cross section for 4-jet production in e^+e^- annihilation can be written in the form:

$$\sigma_4(y_{ij}) = \sigma_{q\bar{q}gg}(y_{ij}) + \sigma_{q\bar{q}q\bar{q}}(y_{ij}). \quad (3)$$

Here $y_{ij} \equiv m_{ij}^2/s$ is the normalised effective mass squared for any pair of jets (partons).

The two contributions are therefore given by:

$$\sigma_{q\bar{q}gg}(y_{ij}) = \sigma_0 \alpha_s^2 C_F^2 \left[F_A(y_{ij}) + \left(1 - \frac{1}{2} \frac{C_A}{C_F}\right) F_B(y_{ij}) + \frac{C_A}{C_F} F_C(y_{ij}) \right], \quad (4)$$

$$\sigma_{q\bar{q}q\bar{q}}(y_{ij}) = \sigma_0 \alpha_s^2 C_F^2 \left[\frac{T_R}{C_F} F_D(y_{ij}) + \left(1 - \frac{1}{2} \frac{C_A}{C_F}\right) F_E(y_{ij}) \right], \quad (5)$$

where σ_0 is the zeroth order 2 parton cross section and F_A, \dots, F_E are kinematic functions which correspond to the distributions for the classes A, ..., E, for which the formulae are given in ref. [14]. These formulae are also used in the matrix element (ME) simulation in the JETSET [15] Monte Carlo Program, discussed further below.

Grouping the contributions with respect to the Casimir factors C_F , C_A and T_R gives:

$$\sigma_4(y_{ij}) = \sigma_0 \alpha_s^2 C_F^2 \left[F_{CF}(y_{ij}) + \frac{C_A}{C_F} F_{CA}(y_{ij}) + \frac{T_R}{C_F} F_{TR}(y_{ij}) \right], \quad (6)$$

Group	Gluons:	Quarks:	N_C/N_A	C_A/C_F
SU(n)	$n^2 - 1$	n	$\frac{n}{n^2-1}$	$\frac{2n^2}{n^2-1}$
*	$n^2 - 1$	$\frac{n(n-1)}{2}$	$\frac{n}{2(n+1)}$	$\frac{n^2}{(n+1)(n-2)}$
SO(n)	$\frac{n(n-1)}{2}$	n	$\frac{2}{n-1}$	$2 - N_C/N_A$
Sp($2n$)	$n(2n + 1)$	$2n$	$\frac{2}{2n+1}$	$2 + N_C/N_A$
*	$n(2n + 1)$	$2n^2 - n - 1$	$1 - 1/n$	$2 - N_C/N_A$
G_2	14	7	1/2	2
F_4	52	26	1/2	3/2
E_6	78	27	9/26	18/13
E_7	133	56	8/19	24/19
E_8	248	248	1	1
U(1) ₃ Abelian	1	3	3	0
U(1) QED-like	1	1	1	0

Table 1: Expectations in different gauge theories for the ratio N_C/N_A of the number of quark colours to the number of gluons, which is equal to the ratio T_F/C_F between the $g \rightarrow q\bar{q}$ and $q \rightarrow qg$ coupling strengths, and for the ratio C_A/C_F between the triple-gluon vertex and the $q \rightarrow qg$ coupling strengths. The quarks are assumed to be in the fundamental representation and the gluons in the adjoint representation, except for the lines marked with * where the quarks are in the next higher representation of the preceding gauge group.

where:

$$F_{CF}(y_{ij}) = F_A(y_{ij}) + F_B(y_{ij}) + F_E(y_{ij}), \quad (7)$$

$$F_{CA}(y_{ij}) = F_C(y_{ij}) - \frac{1}{2}(F_B(y_{ij}) + F_E(y_{ij})), \quad (8)$$

$$F_{TR}(y_{ij}) = F_D(y_{ij}). \quad (9)$$

For QCD, the Casimir factor giving the coupling strength of the $q \rightarrow qg$ vertex is $C_F = \frac{4}{3}$, that of the triple-gluon vertex is $C_A = 3$, and that of the $g \rightarrow q\bar{q}$ vertex is $T_F = \frac{1}{2}$. For the Abelian model, the values are $C_F = 1$, $C_A = 0$, and $T_F = 3$. For QED, the corresponding values are $C_F = 1$, $C_A = 0$, and $T_F = 1$. The values for N_C/N_A and C_A/C_F in other gauge groups are given in Table 1 [12]. Since the dependence on the couplings, or Casimir operators, is gauge invariant, the ratios C_A/C_F and T_R/C_F can be determined by fitting the shape of the distribution. The results provide a test of QCD, and can also be compared with the predictions of other gauge groups.

In this analysis, integrated contributions of the classes are considered which are functions of only the two angular observables θ_{NR}^* and α_{34} defined previously (see Fig. 2).

There is some correlation between θ_{NR}^* and α_{34} ; the study is therefore performed by fitting the two-dimensional distribution in these observables.

3 Treatment of Data and b -quark tagging

The analysis is based on 2.7 million multihadronic events from e^+e^- annihilations at centre of mass energies around the Z^0 resonance collected by the DELPHI detector in 1992, 1993 and 1994.

3.1 The DELPHI Detector

A detailed description of the DELPHI detector and its performance can be found elsewhere [16,17].

In the barrel region, the charged particle tracks are measured by a set of cylindrical tracking detectors whose axes are parallel to the 1.2 T solenoidal magnetic field and to the beam direction. The time projection chamber (TPC) is the main tracking device. The TPC is a cylinder with a length of 3 m, an inner radius of 30 cm and an outer radius of 122 cm. Between polar angles $\theta = 39^\circ$ and $\theta = 141^\circ$ with respect to the beam direction, tracks are reconstructed using up to 16 space points. The TPC also provides a measurement of the ionisation energy loss, dE/dx , in the drift gas. Additional precise $R\Phi$ measurements, in the plane perpendicular to the magnetic field, are provided at larger and smaller radii by the Outer and Inner detectors respectively. The Outer Detector (OD) has five layers of drift cells at radii between 198 and 206 cm and covers polar angles from 42° to 138° . The Inner Detector (ID) is a cylindrical drift chamber having an inner radius of 12 cm and outer radius of 28 cm. When the data used in this analysis were taken, it covered polar angles between 29° to 151° and contained a jet chamber section providing 24 $R\Phi$ coordinates surrounded by five layers of proportional chambers providing both $R\Phi$ and longitudinal z coordinates.

The vertex detector (VD) is located between the LEP beam pipe and the ID. It consists of three concentric layers of silicon microstrip detectors placed at radii of 6.3, 9 and 11 cm from the interaction region. For all layers, the microstrip detectors provide hits in the $R\Phi$ plane with a measured resolution including alignment errors of about $8\mu\text{m}$. For the data taken in 1994, the VD was upgraded so that the two layers at the smallest and largest radii also provided z information.

In the forward and backward regions (θ in the range 11° - 33° or 147° - 169°) two additional drift chamber systems improve the tracking of charged particles. Forward chamber A (FCA) consists of three pairs of wire planes, rotated by 120° with respect to each other in order to resolve internal ambiguities. Forward chamber B (FCB) consist of 12 wire planes, twice repeating the orientations of FCA.

The barrel electromagnetic calorimeter (HPC) covers the polar angles between 42° and 138° . It is a gas-sampling device which provides complete three dimensional charge information in the same way as a time projection chamber. Each shower is sampled nine times in its longitudinal development. Along the drift direction, parallel to the DELPHI magnetic field, the shower is sampled every 3.5 mm; in the plane perpendicular to the drift, the charge is collected by cathode pads of variable size ranging from 2.3 cm in the inner part of the detector to 7 cm in the outer layers. The excellent granularity allows good separation between close particles in three dimensions, and hence good electron identification even inside jets. The DELPHI Forward Electromagnetic Calorimeter (FEMC) subtends a polar angle $10^\circ < \theta < 37^\circ$ and $143^\circ < \theta < 170^\circ$. It consists of

two 5 m diameter disks with a total of 9064 lead glass blocks in the form of truncated pyramids arranged to point just 3° from the interaction point. The lead glass counters ($20 X_0$ deep and $5 \times 5 \text{ cm}^2$ in cross-section, *i.e.* $\approx 1^\circ \times 1^\circ$) are read out with vacuum photodiodes. The electron energy resolution is $\sigma/E = 0.003 \oplus 0.12/\sqrt{E} \oplus 0.11/E$, with E in GeV, the last term being due to amplification noise.

Muon identification in the barrel region is based on a set of muon chambers (MUB), covering polar angles between 53° and 127° . It consists of six active planes of drift chambers, two inside the return yoke of the magnet after 90 cm of iron (inner layer) and four outside after a further 20 cm of iron (outer and peripheral layers). The inner and outer modules have similar azimuthal coverages. The gaps in azimuth between adjacent modules are covered by the peripheral modules. Therefore a muon traverses typically either two inner layer chambers and two outer layer chambers, or just two peripheral layer chambers. Each chamber measures the $R\Phi$ coordinate to 2–3 mm. Measuring $R\Phi$ in both the inner layer and the outer or peripheral layer determines the azimuthal angle of muon candidates leaving the return yoke within about $\pm 1^\circ$. These errors are much smaller than the effects of multiple scattering on muons traversing the iron. In the Forward part, the inner and outer layers each consist of two planes of drift chambers with anode wires crossed at right angles.

3.2 Track and Event Selection

Tracks were accepted only if their impact parameter relative to the nominal interaction vertex was below 5 cm in the plane transverse to the beam axis and below 10 cm along the beam direction, and their measured track length was above 50 cm. Both charged and neutral particles were used in the event reconstruction. Photons were reconstructed as neutral showers in the HPC, or as photons converted in the material in front of the TPC. Particles were required to have momenta greater than 100 MeV/c.

An event was accepted if the total visible energy was larger than 15 GeV and each of the hemispheres $\cos \theta > 0$ and $\cos \theta < 0$ contained more than 3 GeV visible energy, where θ is the angle to the beam direction. Hadronic decays, $Z^0 \rightarrow q\bar{q}$, were selected by requiring at least 5 charged particles. Furthermore, for all events, the polar angle of the sphericity axis had to be between 40° and 140° and the total momentum imbalance below 20 GeV/c. An event was excluded if a single photon carried more than 70 % of the jet energy.

Only particles in the $25^\circ < \theta < 155^\circ$ region were used. Jets were defined with the algorithm LUCCLUS provided with JETSET. In this algorithm, two particles or jets with momenta p_1 and p_2 and opening angle α_{12} are merged if $2 \frac{p_1 p_2}{p_1 + p_2} \sin \frac{\alpha_{12}}{2} \leq d_{join}$. Each time two jets are merged, new jet axes are determined and all particles are reassigned to the nearest jet. With the new jets so defined, the procedure is repeated until a stable configuration is reached. In this analysis, the jet resolution parameter d_{join} was set to a fixed value of 4 GeV. This cut was optimized to suppress 4 jets coming from 3 parton events without losing too much signal. This selection yielded 39819 4-jet events from the data of 1992/1993 and 41367 from 1994.

3.3 Monte Carlo Simulation

To determine the influence of detector effects on the analysis, JETSET matrix element (ME) events with full simulation of the DELPHI detector were used. The samples used for the 1992/1993 data comprised 30188 4-jet events from four parton final states and a

separate production of 4058 4-jet events from 2-, 3- and 4-parton final states that was made in order to study the background to 4-jet events coming from initial states with less than 4 partons. For the 1994 data, a single sample of 70888 4-jet events coming from 2-, 3- and 4-parton final states was produced.

Consistency between the matrix element simulation and the real data was checked by comparing the thrust distributions of 4-jet samples and the particle transverse momenta in and out of the event plane with respect to the event axis, defined by the sphericity tensor. For each of jets 1 to 4, the distributions of the jet momenta, of the charged particle multiplicity in the jet, and of the transverse and longitudinal particle momenta relative to the jet axis were also examined. The average values and widths in data and simulation agreed typically within about 3%.

3.4 *b*-tagging procedure

This analysis requires a distinction between jets coming from the primary quarks and jets coming from gluons or secondary quarks. In practice, these separations are possible only for primary quarks with heavy flavours, using the large mass, long lifetime and distinctive decay modes of heavy-flavour hadrons. This separation is most effective for bottom quarks, which have the largest mass and longest lifetimes; furthermore, gluon splitting into bottom quarks is heavily suppressed. The methods for tagging *b*-quarks group into two basic categories: those using semileptonic decays and those using lifetime information.

The semileptonic tagging method consists of identifying high transverse momentum leptons in hadronic Z^0 decays. Muon identification [17] was based on an algorithm using a χ^2 fit, using the degree of agreement between the extrapolated track and the track element constructed with the hits in the muon chambers. Electron identification [17] was performed using an algorithm combining the information from the HPC (based on a comparison of the deposited energy with the momentum measured by the tracking system, and on the longitudinal shape of the shower) and the dE/dx measurement from the TPC. For the determination of the transverse momentum, the lepton was excluded from the jet and the new jet direction was calculated.

The lifetime method uses the fact that the finite lifetime of B-hadrons leads to decay products with large impact parameters. The distribution of impact parameters is characteristically larger in jets containing a B-hadron. A probability was calculated for the whole event, and also for each jet separately, that all the well-measured tracks belonging to the event or jet originated from the main vertex (compatible with the mean beam crossing point).

For this analysis, it was necessary to tag both *b*-jets in a 4-jet event. It was therefore important to use an efficient tagging procedure. The lifetime-tag, lepton-tag and energy ordering methods were combined using a neural network. With respect to the use of the standard *b*-tagging procedure [17], which relies on lifetime information alone and is less efficient in the case of many jets, this increased the efficiency for tagging both *b*-jets in a 4-jet event by over 50% for fixed purities of the tagged sample in the range 55% – 85% (the purity used in the analysis was 70%).

There were 13 input variables to the neural network: the transverse momenta of the electron in each jet, the transverse momenta of the muon in each jet, the lifetime probability for each jet, and the event lifetime probability. The network had one hidden layer and four output nodes, one for each jet. Output node one corresponded to the highest energy jet, and so on. Therefore energy ordering was also included. The output

variables were normalized to be between 0 and 1. A jet was tagged as a primary quark jet when the corresponding output variable had a value below 0.5. An event was accepted if exactly two of the four jets were tagged as primary quark jets. This happened in $15.6 \pm 0.2\%$ of all 4-jet events for Monte Carlo and in $15.9 \pm 0.2\%$ for DELPHI data. In the accepted Monte Carlo event sample, the probability that both primary quarks were correctly identified was $70.0 \pm 0.7\%$.

The net was trained to find b-quarks with simulated ME events. In the training sample, the jet with the smallest angle with respect to the parton direction was taken as the corresponding jet. The data and the simulation were in good agreement, as is demonstrated in Fig. 4, which shows the output of the four nodes of the neural network.

Those events which passed the multihadron selection and were seen as a 4 jet event with two tagged jets were selected. This yielded 5794 data events and 4707 simulated events (4148 from the 4 parton ME, 559 from the 2-, 3- and 4-parton ME) for the 1992/1993 data, and 6795 data events and 12121 simulated events for 1994.

For the following analysis the jets selected as coming from primary quarks were treated as jets 1 and 2.

4 Analysis

4.1 Fit of the Casimir factors

The 4-jet events from the data were binned into an 8×8 matrix according to their values of $|\cos \theta_{NR}^*|$ and $\cos \alpha_{34}$. The 1992/93 and 1994 data were considered separately because of the VD upgrade. The theoretical predictions F_{CF} , F_{CA} and F_{TR} were prepared as two-dimensional reference distributions $R_{CF}(l, m)$, $R_{CA}(l, m)$ and $R_{TR}(l, m)$, in the form of 8×8 matrices in $|\cos \theta_{NR}^*|$ and $\cos \alpha_{34}$. These were produced from the JETSET 7.3 generator using the second order ERT matrix element [14] followed by a full simulation of the DELPHI detector. The theoretical prediction for the number of 4-jet events is then given, for each bin l, m , by:

$$T(l, m) = N \left[R_{CF}(l, m) + \frac{C_A}{C_F} \frac{R_{CA}(l, m)}{2.25} + \frac{T_R}{C_F} \frac{R_{TR}(l, m)}{1.875} \right], \quad (10)$$

where N is the overall normalisation factor. The denominators 2.25 and 1.875 take into account that the reference distributions were produced with the nominal QCD values of C_A/C_F and T_R/C_F . The two-dimensional reference distributions and the distribution of DELPHI data are shown in Fig. 5.

The data are compared to:

$$P(l, m) = T(l, m) + F(l, m), \quad (11)$$

where $F(l, m)$ represents the background to the 4-jet events from fragmentation fluctuations of three and two parton events. Its contribution was determined from the full simulation of detector effects with the complete QCD matrix element and amounts to $0.96 \pm 0.09\%$ of the 4-jet events. The shape of this background differs from that of the reference distributions (see Fig. 5), so it is important to include it correctly into the fit.

A χ^2 fit was then performed to the $|\cos \theta_{NR}^*|$ versus α_{34} distribution in terms of the two variables $X_1 = \frac{C_A}{C_F}$, and $X_2 = \frac{T_R}{C_F}$, using MINUIT [18] for minimisation. A combined fit to both variables allows the relative contribution of the three classes to be separated.

4.2 Details and Results of the Fitting Procedure

The separate reference distributions $R_{CF}(l, m)$, $R_{CA}(l, m)$ and $R_{TR}(l, m)$ cannot be generated directly on an event by event basis, since for some (y_{ij}) configurations the contribution to $R_{CA}(l, m)$ becomes negative. The problem was solved as follows.

The $q\bar{q}gg$ and $q\bar{q}q\bar{q}$ events were generated in JETSET as usual, and followed through the detector simulation and tagging procedure. To calculate the reference distributions, for each $q\bar{q}gg$ event the weights W_A , W_B , W_C , and for each $q\bar{q}q\bar{q}$ event the weights W_D , W_E , as given in JETSET, were calculated (using F_A , F_B , F_C and F_D , F_E) and stored. The weights in JETSET were defined as the contribution of each class to an event.

The reference distributions were then obtained by summing over the $q\bar{q}gg$ and $q\bar{q}q\bar{q}$ events in each bin:

$$R_{CF}(l, m) = \sum_{i=1}^{N_{gg}} W_{CF}(i) + \sum_{i=1}^{N_{q\bar{q}}} W_{CE}(i) \quad (12)$$

$$R_{CA}(l, m) = \sum_{i=1}^{N_{gg}} W_{CA}(i) - 0.5 \sum_{i=1}^{N_{q\bar{q}}} W_{CE}(i) \quad (13)$$

$$R_{TR}(l, m) = \sum_{i=1}^{N_{q\bar{q}}} W_{TR}(i) \quad (14)$$

Here the following definitions have been used:

$$W_{CF}(i) = C_F \{W_A(i) + W_B(i)\} / W_{gg}(i) \quad (15)$$

$$W_{CA}(i) = C_A \{-0.5W_B(i) + W_C(i)\} / W_{gg}(i) \quad (16)$$

$$W_{TR}(i) = T_R W_D(i) / W_{q\bar{q}}(i) \quad (17)$$

$$W_{CE}(i) = (C_F - 0.5C_A) W_E(i) / W_{q\bar{q}}(i) \quad (18)$$

where $C_F = 4/3$ and $C_A = 3$ are the nominal QCD values and W_{gg} and $W_{q\bar{q}}$ are the total weights for $q\bar{q}gg$ and $q\bar{q}q\bar{q}$ events respectively.

The squares of the weights for each event were also sorted into histograms. They allow calculation of the elements $v_{CF}v_{CF}$, $v_{CA}v_{CA}$ and $v_{CF}v_{CA}$ of the covariance matrix for R_{CF} and R_{CA} (class E contributes only about 0.3 % to the events; its influence is neglected here):

$$v_{CF}v_{CF} = \sum_{i=1}^{N_{gg}} W_{CF}^2(i) \quad (19)$$

$$v_{CA}v_{CA} = \sum_{i=1}^{N_{gg}} W_{CA}^2(i) \quad (20)$$

$$v_{CF}v_{CA} = 0.5 \sum_{i=1}^{N_{gg}} (1 - W_{CF}^2(i) - W_{CA}^2(i)) \quad \text{since} \quad W_{CF}(i) + W_{CA}(i) = 1 \quad (21)$$

The reference distributions R_{CF} and R_{CA} have some correlations, since they originate from the same events. Using the covariance matrix, this can be taken into account correctly. Note that the $q\bar{q}q\bar{q}$ events originate from class D only, if class E is neglected, so R_{TR} is not correlated with R_{CA} and R_{CF} .

The background to 4-jet events coming from fragmentation fluctuations of 3- and 2-parton events (Fig. 5) was included, together with the propagation of its statistical error. The influence of the background is therefore included in the total statistical error.

In the standard fits, only 55 bins of the 8×8 matrix were used. The 8 bins in the row near $\cos \alpha_{34} = 1$ were omitted, together with the bin nearest $|\cos \theta_{NR}^*| = 1$, $\cos \alpha_{34} = -1$. These bins contain only a few events which, in addition, are at the boundaries of the two-jet resolution and are therefore less reliable in the simulation. The fit gives a χ^2 of 56.4 at 53 d.o.f.

The combined fit results from the 1992/93 and 1994 data were

$$C_A/C_F = 2.51 \pm 0.25 (stat.) \quad (22)$$

$$T_R/C_F = 1.91 \pm 0.44 (stat.) \quad (23)$$

where $T_R = n_f T_F$.

The production of secondary heavy quark-antiquark pairs is kinematically suppressed. The quark tagging algorithm increases the ratio of secondary heavy flavours again. A separate study with the applied jet cut has shown that the different flavours are selected in the ratio $d : u : s : c : b = 1 : 1 : (1.11 \pm 0.06) : (1.50 \pm 0.07) : (1.95 \pm 0.07)$. This enrichment in heavy quarks due to the tagging algorithm is already built into the reference distributions which are used in the fit. Since the number of secondary quarks is known to be 5, one has to divide by 5 to reduce the result for T_R/C_F to the value T_F/C_F for one quark flavour.

5 Systematic Errors

5.1 Fragmentation

To study the influence of the variation of the fragmentation parameters on the results, the five fragmentation parameters [15], namely a and b for the LUND fragmentation function, ϵ_c and ϵ_b for the Peterson fragmentation function, and σ_q , were chosen independently in large ranges around their nominal values (see table 5.1), using a random generator. The fragmentation cut-off and QCD scale parameters were varied similarly, and Bose-Einstein correlations were switched off and on.

Parameter	Name inside Jetset 7.3	Value	Variation σ
Lund a	PARJ(41)	0.9	± 0.18
Lund b	PARJ(42)	0.534	± 0.10
Peterson ϵ_c	PARJ(54)	-0.075	± 0.014
Peterson ϵ_b	PARJ(55)	-0.008	± 0.002
Transverse Momentum σ_q	PARJ(21)	0.415	± 0.08
Fragmentation Cut off	PARJ(35)	1.9	± 0.38
QCD Scale	PARJ(122)	0.17	± 0.034
Bose-Einstein Correlation	MSTJ(51)	0 or 1	-

Table 2: Parameter variations used in evaluation of fragmentation systematic.

The same large sample of 4-parton events was used to study the fragmentation for each set of parameters. A simple b -tagging algorithm and a simple detector simulation were included at generator level. The fragmentation was done for 500 different sets of parameters. The resulting sets of events were then considered as data. The values of C_A/C_F and T_R/C_F for these data sets were then compared with those from 500 sets generated with the nominal fragmentation parameters. The root-mean-square shifts in C_A/C_F and T_R/C_F were ± 0.11 and ± 0.25 , respectively.

5.2 Influence of higher orders

No complete $O(\alpha_s^3)$ calculations of the jet cross sections exist. Therefore it is not possible to determine the influence of higher orders exactly. In order to get an estimate, the 5-parton Born cross section [19] has been implemented in the JETSET event generator [20]. With our cuts, about 37% of the 5-parton events are seen as 4-jet events. Experimentally the ratio of 5-jet to 4-jet events is about 5.6%. The observed 5-jet rate has contributions from all higher orders. From a migration efficiency of 37% from 5-partons to 4-jet events, the background from higher orders is estimated to be about 3% in the 4-jet sample, so the background is small. Since, in addition, the distributions in θ_{NR}^* and α_{34} for 5-parton events were found to be similar to those for 4-parton events, the influence of the 5-parton background on the measurement of C_A/C_F and T_R/C_F was neglected.

5.3 Influence of heavy quark masses

The ERT matrix element includes the effects of quark masses only on the parton energies, but not their effects on the angular structure of the event. The OPAL collaboration investigated the effect with generators including this mass effect fully [10]. It was found not to influence the result on C_A/C_F and to have only a small effect on T_R/C_F .

5.4 Dependence on y_{cut}^p

In the calculation of the parton cross-sections, a y_{cut}^p is applied at the parton level to handle the divergences from soft and collinear gluons, with $y_{ij}^p = 2E_i E_j (1 - \cos \theta_{ij}) / E^2$ and $E = \sum_i E_i$. On the parton level, $y_{cut}^p = 0.01$ in the generator is below the cut imposed on the kinematic configuration by the value of d_{join} applied on the hadron level in the LUCLUS cluster routine. When lowering y_{cut}^p , additional softer partons are produced, but after applying the cluster routine with the value of d_{join} used at the hadron level to the parton configuration, exactly the same partons survive. This independence of the y_{cut}^p value is not perfect for the jets reconstructed from the hadrons, due to fluctuations in the fragmentation of the partons.

The influence of the change in the y_{cut}^p on the result of the analysis was determined by generating 50 samples of events with $y_{cut}^p = 0.011$, 0.012 and 0.014. This was done using the same simple b -tagging algorithm as for the fragmentation study. The events were fitted against the real data. There was no significant shift with respect to the result using the value $y_{cut}^p = 0.010$.

5.5 Dependence on the b -tagging procedure

The procedure was used with different calibrations of the VD and its errors and with different network designs. The result of the fit of the Casimir factors did not change noticeably.

The shapes of the reference distributions are different from each other also for jets which are assigned incorrectly (see Fig. 6). To estimate the influence of the b -tagging procedure, two types of reference distributions (correctly tagged and incorrectly tagged) were generated and added with different weights to get reference distributions with different purities. For purity values in the range 60% – 80%, the values of C_A/C_F and T_R/C_F obtained by fitting these distributions to the DELPHI data were found to vary linearly with purity. Assuming an uncertainty of $\pm 3\%$ for the purity gave systematic errors of ∓ 0.07 for C_A/C_F and ± 0.03 for T_R/C_F .

5.6 Dependence on the cluster algorithm

In the analysis, jets are defined with the LUCLUS algorithm. To investigate the influence of the cluster algorithm, the analysis was repeated using the JADE algorithm [15] with $y_{cut} = 0.02$ and the jet resolution parameters were varied by $\pm 20\%$ for both algorithms. No systematic effects were observed, so no additional systematic error was included.

6 Discussion and Conclusions

The combined results of the analysis of the 1992/93 and 1994 data are:

$$C_A/C_F = 2.51 \pm 0.25 \text{ (stat.)} \pm 0.11 \text{ (fragm.)} \pm 0.07 \text{ (b-tagging)} \quad (24)$$

and

$$T_R/C_F = 1.91 \pm 0.44 \text{ (stat.)} \pm 0.25 \text{ (fragm.)} \pm 0.03 \text{ (b-tagging)}, \quad (25)$$

where $T_R = n_f T_F$. The possible influence of higher order terms provides an additional unquantifiable uncertainty which, in the following discussion, is assumed to be negligible.

Since $T_F/C_F = N_C/N_A$ and $n_f = 5$, one can obtain the ratio for the number of quark colours N_C to the number of gluon colours N_A . Adding the errors in quadrature results in

$$C_A/C_F = 2.51 \pm 0.30 \quad \text{and} \quad N_C/N_A = 0.38 \pm 0.10. \quad (26)$$

The result for C_A/C_F is in agreement with the value $9/4$ expected for QCD. The value for N_C/N_A is consistent with the QCD value of $3/8$. The errors are substantially smaller than in our previously published result, $C_A/C_F = 2.12 \pm 0.35$ and $N_C/N_A = 0.46 \pm 0.19$ [6], obtained without b -tagging. The 68 % and 95 % confidence level contours are given in Fig. 7.

At leading order, a massless gluino would lead to an excess in the number of active flavours. Mass effects can lower this excess. The light gluino hypothesis is not favoured by these measurements, but a full discussion of this point would require detailed simulation of the possible effects on the analysis of any undetected gluino decay products and of the long lifetime of very light gluinos. In addition the fragmentation of the gluino is not known and the effect of the b -tagging procedure is therefore unclear. We therefore do not consider this result to be strong evidence against the light gluino hypothesis.

The measured variables C_A/C_F and N_C/N_A represent the ratios of the coupling strength of the triple-gluon vertex to that of gluon bremsstrahlung from a quark, and of the number of quark colours to the number of gluons. The result shows that the triple-gluon vertex must exist and that the number of quark colours has to be smaller than the number of gluons.

The expectations for various other gauge groups are also given in Table 1 and Fig. 7. The quarks are assumed to be in the fundamental representation and the gluons in the adjoint representation, except for $SU(4)'$, $SP(4)'$, and $SP(6)'$, which are examples with quarks in the next higher representation.

From Table 1, it is evident that most groups in the plot are excluded already by their number of quark colours, which is also restricted experimentally to $N_C = 3$ by the hadronic cross section in e^+e^- annihilation, usually expressed as $R = \sigma(e^+e^- \rightarrow \text{hadrons}) / \sigma(e^+e^- \rightarrow \mu^+\mu^-)$, and by the decay width of the π^0 into two photons via quark loops.

Apart from $SU(3)$ and the Abelian $U(1)_3$ model, which was invented *ad hoc*, only $SO(3)$ has 3 colours for the quarks. But it has only 3 gluons, in contrast to the 8 gluons in QCD. Our result excludes $SO(3)$ (and $U(1)_3$) as candidates and establishes that 8 ± 2 gluons exist in nature.

Acknowledgements

Our thanks go to K. Chetyrkin, R. Decker, and T. Sjöstrand for many helpful discussions. The physical interpretation of the results in the context of gauge groups was clarified by contributions from M. Jezabek. We are greatly indebted to our technical collaborators and to the funding agencies for their support in building and operating the DELPHI detector, and to the members of the CERN-SL Division for the excellent performance of the LEP collider.

References

- [1] L. DiLella, *Ann. Rev. Nucl. Part. Sci.* **35** (1985) 107.
- [2] T.F. Walsh and P.M. Zerwas, *Phys. Lett.* **B93** (1980) 53.
- [3] ARGUS Coll., H. Albrecht et al., *Z. Physik* **C31** (1986) 181.
- [4] S. Bethke: Plenary talk at the Dallas 1992 Conference.
- [5] DELPHI Coll., P. Abreu et al., *Phys. Lett.* **B255** (1991) 466.
- [6] DELPHI Coll., P. Abreu et al., *Z. Physik* **C59** (1993) 357.
- [7] G. Rudolph, *Physics at LEP*, CERN 86-02 (1986) Vol. 2, 150.
- [8] ALEPH Coll., R. Barate et al., CERN-PPE/97-002 (1997).
- [9] L3 Coll., B. Adeva et al., *Phys. Lett.* **B248** (1990) 227.
- [10] OPAL Coll., R. Akers et al., *Zeit. Phys.* **C65** (1995) 367.
- [11] T. Hebbeker, *Phys. Rep.* **217** (1992) 69.
- [12] M. Jezabek, private communications.
- [13] G. Farrar, *Phys. Rev. D* **51** (1995) 3904.
- [14] R. K Ellis, D. A. Ross and A. E. Terrano, *Nucl. Phys.* **B178** (1981) 421.
- [15] T. Sjöstrand, *Comp. Phys. Comm.* **28** (1983) 229;
T. Sjöstrand, "PYTHIA 5.6 and JETSET 7.3", CERN-TH.6488/92 (1992).
- [16] DELPHI Coll., P. Aarnio et al., *Nucl. Instr. Meth.* **A303** (1991) 233.
- [17] DELPHI Coll., P. Abreu et al., *Nucl. Instr. Meth.* **A378** (1996) 57.
- [18] F. James and M. Roos, CERN library program D506 on GENLIB.
- [19] F. A. Berends, W. T. Giele and H. Kuijf, *Nucl. Phys.* **B321** (1989) 39.
- [20] Frank Wäckerle, Diploma thesis, Univ. Karlsruhe IEKP-KA/93-19 (1993).

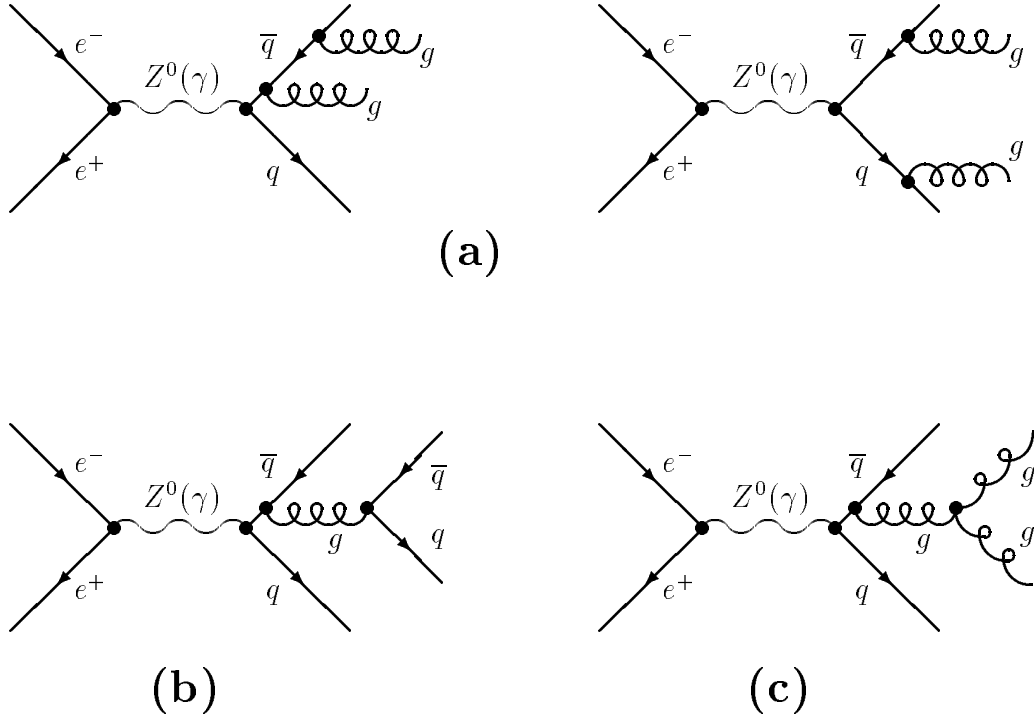


Figure 1: Diagrams yielding four-parton final states: (a) double gluon bremsstrahlung, (b) secondary $q\bar{q}$ pair production, (c) triple-gluon vertex.

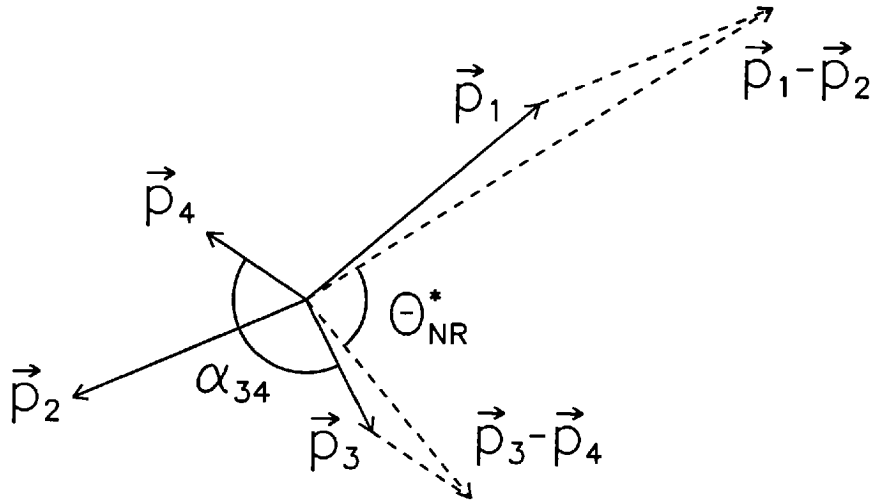


Figure 2: Definitions of the generalised Nachtmann-Reiter angle θ_{NR}^* and of the angle α_{34} , which are the two angles used in the analysis: \vec{p}_1 and \vec{p}_2 are the momentum vectors of the two primary jets, \vec{p}_3 and \vec{p}_4 are those of the secondary jets, θ_{NR}^* is the angle between $\vec{p}_1 - \vec{p}_2$ and $\vec{p}_3 - \vec{p}_4$, while α_{34} is the angle between \vec{p}_3 and \vec{p}_4 .

$$\begin{aligned}
 \text{(a)} \quad & \left| \begin{array}{c} \text{---} i \text{---} \bullet \begin{array}{l} \nearrow a \\ \searrow j \end{array} \end{array} \right|^2 \propto C_F \\
 \text{(b)} \quad & \left| \begin{array}{c} \text{---} a \text{---} \bullet \begin{array}{l} \nearrow b \\ \searrow c \end{array} \end{array} \right|^2 \propto C_A \\
 \text{(c)} \quad & \left| \begin{array}{c} \text{---} a \text{---} \bullet \begin{array}{l} \nearrow i \\ \searrow j \end{array} \end{array} \right|^2 \propto T_F
 \end{aligned}$$

Figure 3: Casimir factors for the fundamental couplings. Diagrams (a) and (c) have the same $q\bar{q}g$ topology; their relative coupling strengths are determined by statistical factors, *i.e.* they are related to the numbers of quark colours N_C and the number of gluons N_A by $T_F/C_F = N_C/N_A$.

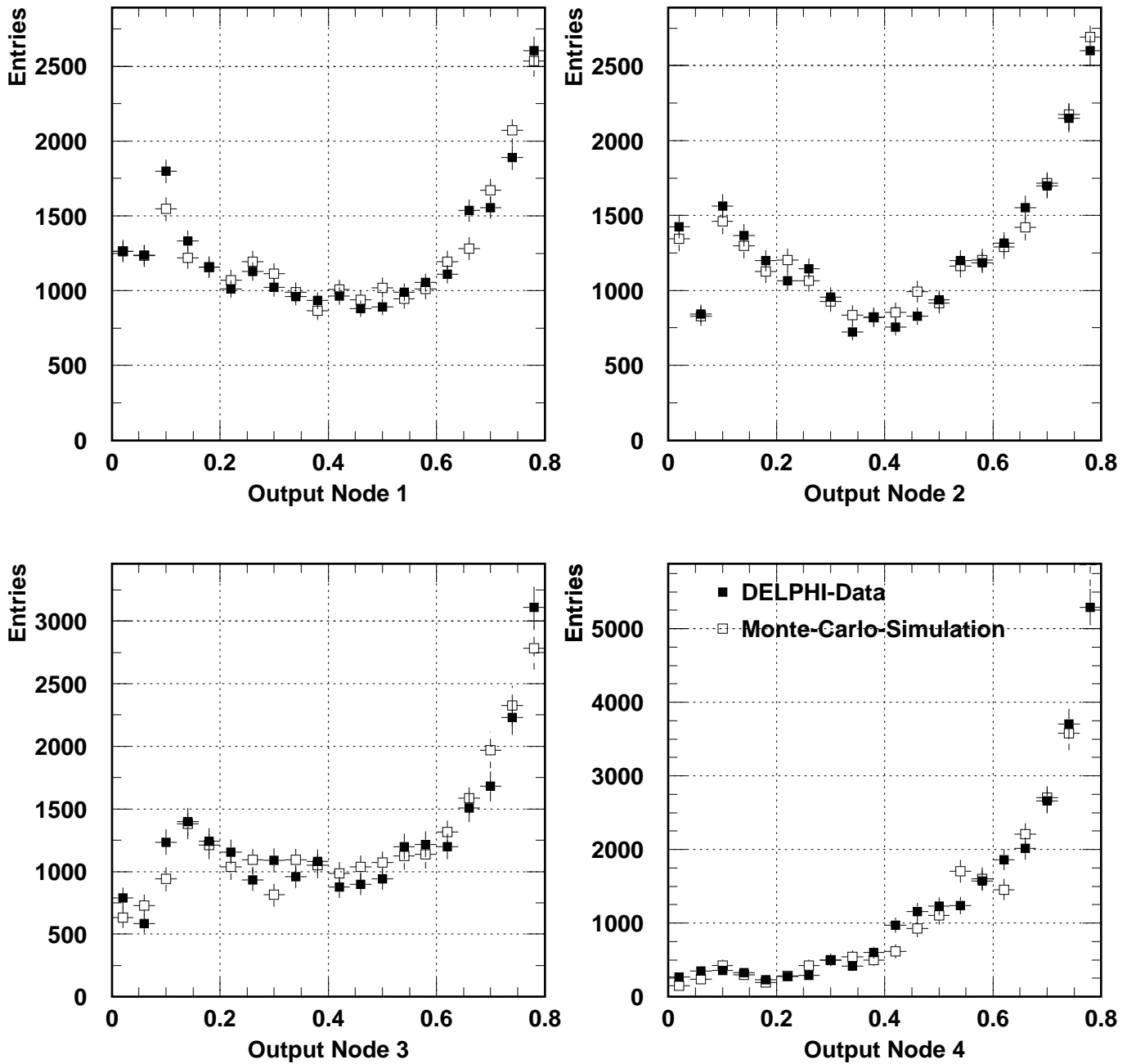


Figure 4: Output of the four different nodes of the neural network using DELPHI data (filled boxes) and simulation (open boxes). Nodes 1–4 correspond to jets 1–4 numbered in order of decreasing energy. All of the distributions have high peaks for outputs above 0.8 (not shown). A jet with output below 0.5 was classified as a quark jet. Only events with exactly two jets classed as quark jets were used in the analysis.

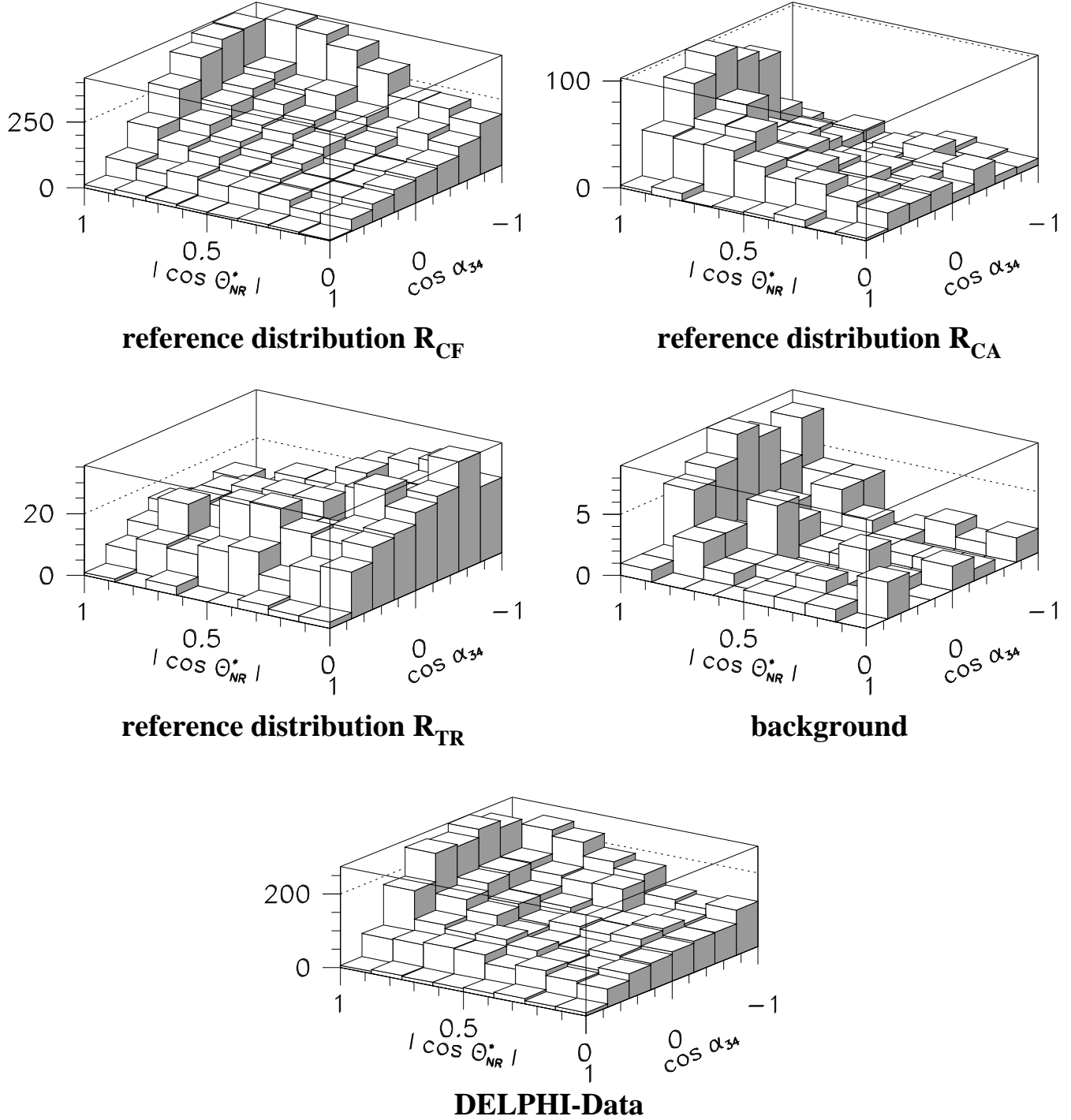


Figure 5: Two-dimensional distributions in $|\cos \theta_{NR}^*|$ and $\cos \alpha_{34}$. The three reference distributions R_{CF} (double gluon bremsstrahlung), R_{CA} (triple gluon vertex), and R_{TR} (secondary $q\bar{q}$ pair production), normalized according to formula 10, and the distribution of the background of 3-parton events seen as 4 jets, are fitted to the DELPHI data distribution. The generalized Nachtmann-Reiter angle θ_{NR}^* distinguishes R_{CA} from R_{TR} , The opening angle α_{34} distinguishes R_{CA} from R_{CF} .

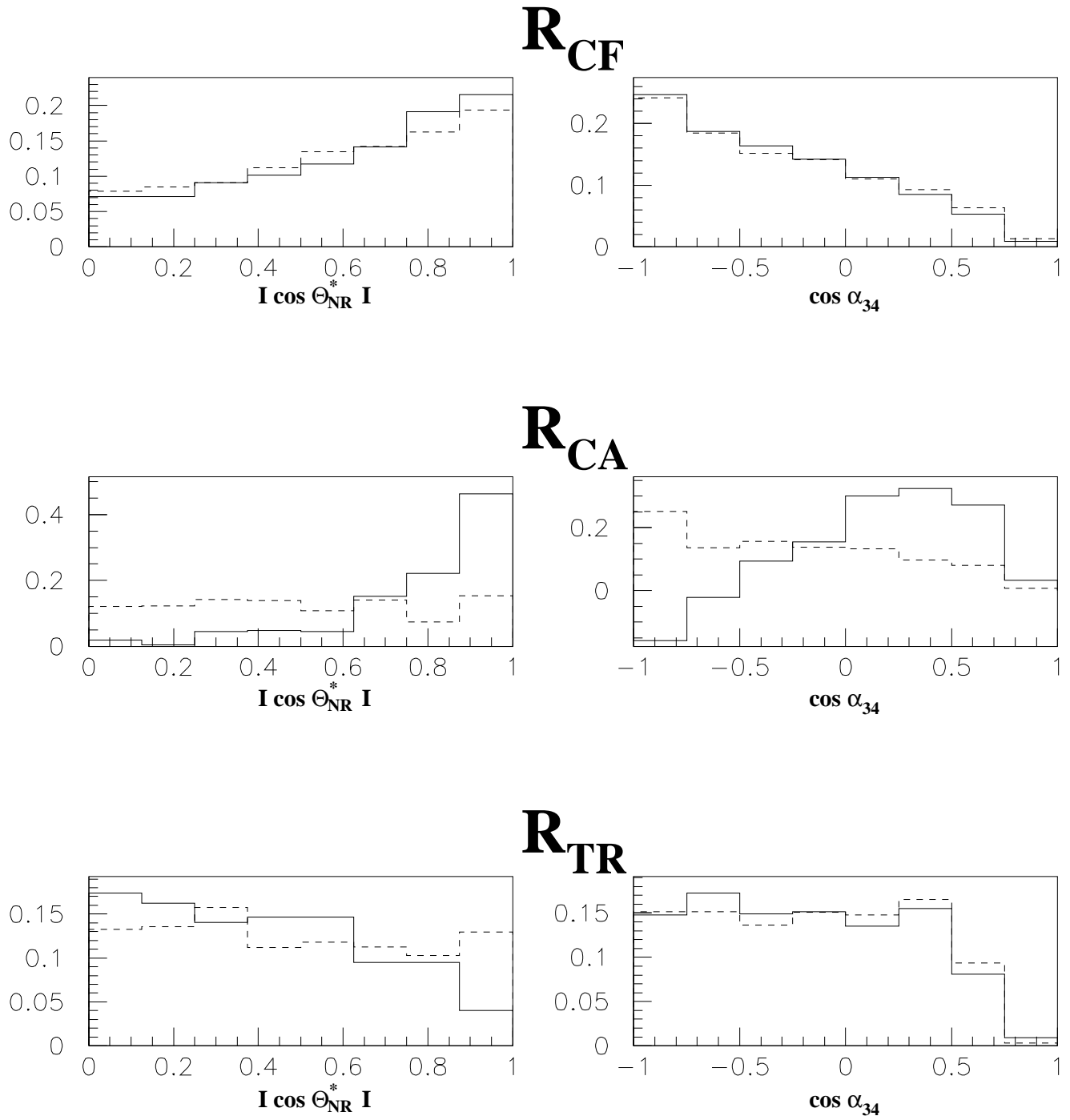


Figure 6: Comparison of the shapes of the projections on the $|\cos \theta_{NR}^*|$ and $\cos \alpha_{34}$ axes of the two-dimensional distributions used in the fit. The full lines show the shapes of the distributions of correctly b -tagged events, the dashed lines show those of the events in which the jets are assigned incorrectly.

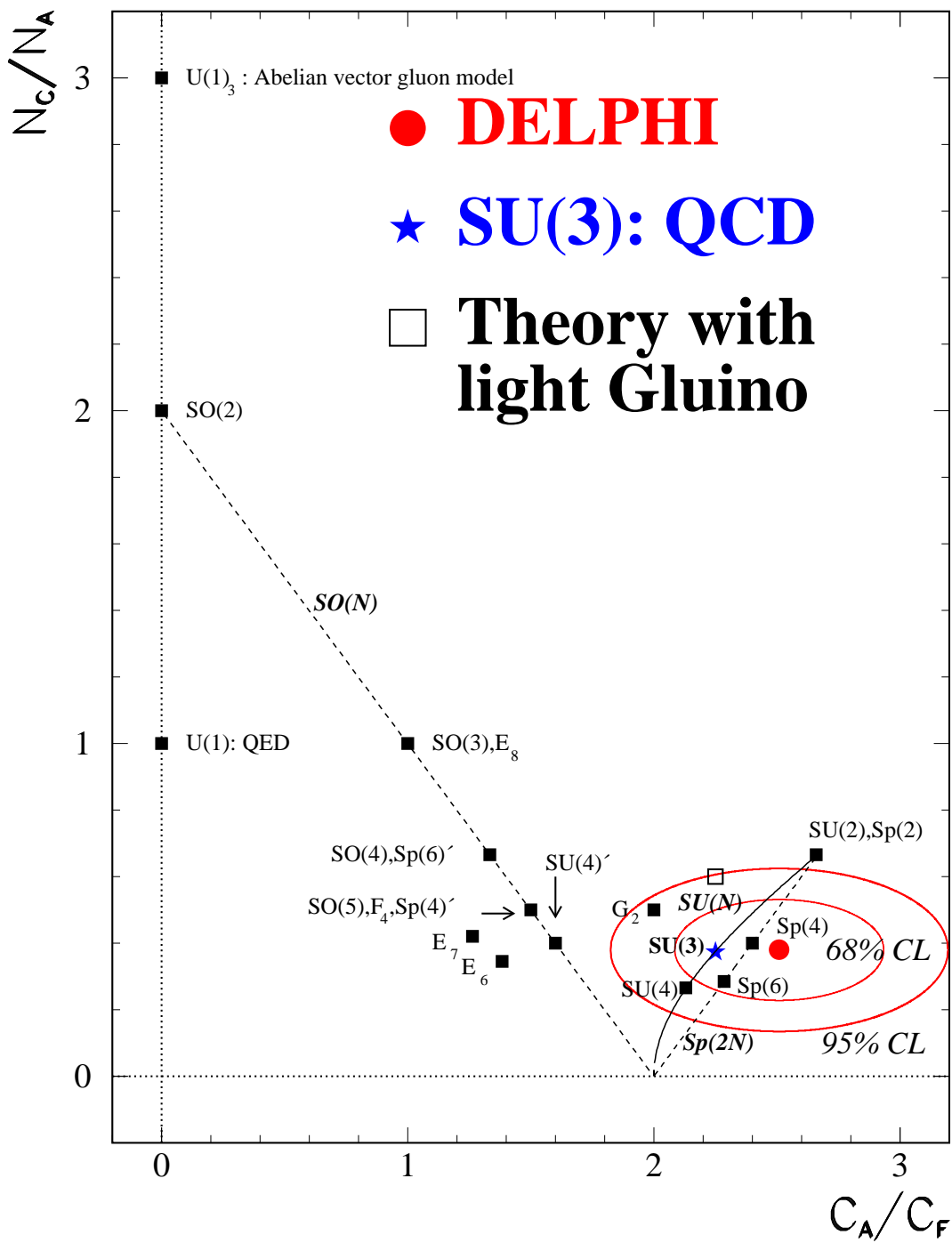


Figure 7: 68% and 95% CL contour plots for the measured variables C_A/C_F and N_C/N_A , and expectations from different gauge theories including QCD with and without a light gluino. C_A/C_F is the coupling strength ratio of $g \rightarrow gg$ to $q \rightarrow qq$, and $N_C/N_A = T_F/C_F$ is the number of quark colours divided by the number of gluons. The results clearly show that the triple-gluon vertex must exist and that the number of gluons is larger than the number of quark colours.