



HAL
open science

Measurement of the Weak Dipole Moments of the τ Lepton

M. Acciarri, O. Adriani, M. Aguilar-Benitez, S. Ahlen, J. Alcaraz, G. Alemanni, J. Allaby, A. Aloisio, M G. Alviggi, G. Ambrosi, et al.

► **To cite this version:**

M. Acciarri, O. Adriani, M. Aguilar-Benitez, S. Ahlen, J. Alcaraz, et al.. Measurement of the Weak Dipole Moments of the τ Lepton. Physics Letters B, 1998, 426, pp.207-216. 10.1016/S0370-2693(98)00290-1 . in2p3-00000081

HAL Id: in2p3-00000081

<https://in2p3.hal.science/in2p3-00000081v1>

Submitted on 18 Nov 1998

HAL is a multi-disciplinary open access archive for the deposit and dissemination of scientific research documents, whether they are published or not. The documents may come from teaching and research institutions in France or abroad, or from public or private research centers.

L'archive ouverte pluridisciplinaire **HAL**, est destinée au dépôt et à la diffusion de documents scientifiques de niveau recherche, publiés ou non, émanant des établissements d'enseignement et de recherche français ou étrangers, des laboratoires publics ou privés.

Measurement of the Weak Dipole Moments of the τ Lepton

The L3 Collaboration

Abstract

Using the data collected by the L3 experiment at LEP from 1991 to 1995 at energies around the Z mass, a measurement of the weak anomalous magnetic dipole moment, a_τ^w , and of the weak electric dipole moment, d_τ^w , of the τ lepton is performed. These quantities are obtained from angular distributions in $e^+e^- \rightarrow \tau^+\tau^- \rightarrow h^+\bar{\nu}_\tau h^- \nu_\tau$, where h is a π or a ρ . The results are: $Re(a_\tau^w) = (0.0 \pm 1.6 \pm 2.3) \times 10^{-3}$, $Im(a_\tau^w) = (-1.0 \pm 3.6 \pm 4.3) \times 10^{-3}$ and $Re(d_\tau^w) = (-0.44 \pm 0.88 \pm 1.33) \times 10^{-17} e \cdot \text{cm}$. This is the first direct measurement of a_τ^w .

Submitted to *Phys. Lett. B*

Introduction

The weak anomalous magnetic and weak electric dipole moments, a_τ^w and d_τ^w , are intrinsic properties of the τ lepton. In the Standard Model they are zero at Born level but higher order loop corrections lead to $a_\tau^w = -(2.10 + 0.61 i) \times 10^{-6}$ [1] and $d_\tau^w \sim 3 \times 10^{-37} e \text{ cm}$ [2]. A measurement of a_τ^w or d_τ^w significantly different from these predictions would point unambiguously to new physics such as substructure of the τ [3]. Moreover, CP violation in the $Z \rightarrow \tau^+ \tau^-$ vertex could be manifested in the value of d_τ^w [4].

Weak dipole moments produce asymmetries in the azimuthal angular distributions of the τ charged decay products in a coordinate system defined by the τ direction of flight and the electron beam. We can measure these asymmetries in the channels $e^+e^- \rightarrow Z \rightarrow \tau^+\tau^- \rightarrow h^+ \bar{\nu}_\tau h^- \nu_\tau$, where h is a π or a ρ , since it is possible to reconstruct the τ flight direction, up to a twofold ambiguity, for these final states [5].

In this paper we present measurements of the weak anomalous magnetic and weak electric dipole moments of the τ lepton. The weak electric dipole moment, d_τ^w , has been measured previously in other experiments [6, 7]. This is the first direct measurement of the weak anomalous magnetic moment, a_τ^w .

Method of the measurement

In analogy with the electromagnetic dipole moments, the weak dipole moments a_τ^w and d_τ^w are introduced using the following effective Lagrangian [8]:

$$\mathcal{L}_{int}^{eff} = -\frac{i}{2} d_\tau^w \bar{\psi} \sigma^{\mu\nu} \gamma_5 \psi Z_{\mu\nu} + \frac{1}{2} \frac{e a_\tau^w}{2m_\tau} \bar{\psi} \sigma^{\mu\nu} \psi Z_{\mu\nu} \quad (1)$$

with $Z_{\mu\nu} = \partial_\mu Z_\nu - \partial_\nu Z_\mu$.

The cross section for $e^+e^- \rightarrow Z \rightarrow \tau^+\tau^-$, divided in a spin-independent (σ^0) and a spin-dependent part (σ^S), can be written [1, 8]:

$$\frac{d\sigma}{d\Omega_{\tau^-}} = \frac{d\sigma^0}{d\Omega_{\tau^-}} + \frac{d\sigma^S}{d\Omega_{\tau^-}}. \quad (2)$$

The spin-dependent part reads:

$$\begin{aligned} \frac{d\sigma^S}{d\Omega_{\tau^-}} = & \frac{\alpha^2 \beta}{128 \sin^3 \theta_W \cos^3 \theta_W \Gamma_Z^2} \{ (s_- + s_+)_x X_+ + (s_- - s_+)_y Y_- \\ & + (s_- + s_+)_y Y_+ + (s_- + s_+)_z Z_+ \}. \end{aligned} \quad (3)$$

Here s_\pm is the spin vector of the τ^\pm in its rest frame, α is the fine structure constant, Γ_Z is the Z width, $\gamma = m_Z/2m_\tau$ where m_Z is the mass of the Z and m_τ is the mass of the τ , $\beta = \sqrt{1 - (1/\gamma^2)}$ and θ_W is the weak mixing angle. The coefficients X_+ , Y_- , Y_+ and Z_+ are given by:

$$X_+ = g_A \sin \theta_{\tau^-} \{ - [2g_V^2 + (g_V^2 + g_A^2)\beta \cos \theta_{\tau^-}] \frac{g_V}{\gamma \sin \theta_W \cos \theta_W} + 2\gamma [2g_V^2(2 - \beta^2) + (g_V^2 + g_A^2)\beta \cos \theta_{\tau^-}] \operatorname{Re}(a_\tau^w) \}; \quad (4)$$

$$Y_- = 2g_A \gamma \beta \sin \theta_{\tau^-} [2g_V^2 + (g_V^2 + g_A^2)\beta \cos \theta_{\tau^-}] \frac{2m_\tau \operatorname{Re}(d_\tau^w)}{e}; \quad (5)$$

$$Y_+ = -2g_V \gamma \beta \sin \theta_{\tau^-} [2g_A^2 + (g_V^2 + g_A^2)\beta \cos \theta_{\tau^-}] \operatorname{Im}(a_\tau^w); \quad (6)$$

$$Z_+ = -\frac{g_V g_A}{\sin \theta_W \cos \theta_W} [(g_V^2 + g_A^2)\beta(1 + \cos^2 \theta_{\tau^-}) + 2(g_V^2 + \beta^2 g_A^2) \cos \theta_{\tau^-}] + 2g_A [4g_V^2 \cos \theta_{\tau^-} + (g_V^2 + g_A^2)\beta(1 + \cos^2 \theta_{\tau^-})] \operatorname{Re}(a_\tau^w), \quad (7)$$

where g_V and g_A are the neutral current vector and axial-vector coupling constants, respectively and e is the positron charge. The imaginary part of d_τ^w is not considered [9].

In the coordinate system of Fig. 1 Eqn.(3) can be rewritten [1,8]:

$$\frac{d\sigma^S(\tau^+\tau^- \rightarrow h^+\bar{\nu}_\tau h^-\nu_\tau)}{d(\cos \theta_{\tau^-})d\phi_{h^\pm}} = \frac{\alpha^2 \beta \pi}{128 \sin^3 \theta_W \cos^3 \theta_W \Gamma_Z^2} \alpha_{h^\pm} (\mp X_+ \cos \phi_{h^\pm} + (Y_- \mp Y_+) \sin \phi_{h^\pm}), \quad (8)$$

where ϕ_h is the azimuthal angle of the hadron and α_h is the polarisation analysing power [10], which depends on the τ decay mode.

In order to measure a_τ^w and $\operatorname{Re}(d_\tau^w)$, the following asymmetries are defined using the angular dependences in Eqn.(8):

$$A_{cc}^\pm = \frac{\sigma_{cc}^\pm(+)-\sigma_{cc}^\pm(-)}{\sigma_{cc}^\pm(+)+\sigma_{cc}^\pm(-)}; \quad A_s^\pm = \frac{\sigma_s^\pm(+)-\sigma_s^\pm(-)}{\sigma_s^\pm(+)+\sigma_s^\pm(-)}; \quad A_{sc}^\pm = \frac{\sigma_{sc}^\pm(+)-\sigma_{sc}^\pm(-)}{\sigma_{sc}^\pm(+)+\sigma_{sc}^\pm(-)}, \quad (9)$$

where

$$\begin{aligned} \sigma_{cc}^\pm(+)&= \sigma(\cos \theta_{\tau^-} > 0, \cos \phi_{h^\pm} > 0) + \sigma(\cos \theta_{\tau^-} < 0, \cos \phi_{h^\pm} < 0); \\ \sigma_{cc}^\pm(-)&= \sigma(\cos \theta_{\tau^-} > 0, \cos \phi_{h^\pm} < 0) + \sigma(\cos \theta_{\tau^-} < 0, \cos \phi_{h^\pm} > 0); \\ \sigma_s^\pm(+)&= \sigma(\sin \phi_{h^\pm} > 0); \\ \sigma_s^\pm(-)&= \sigma(\sin \phi_{h^\pm} < 0); \\ \sigma_{sc}^\pm(+)&= \sigma(\cos \theta_{\tau^-} > 0, \sin \phi_{h^\pm} > 0) + \sigma(\cos \theta_{\tau^-} < 0, \sin \phi_{h^\pm} < 0); \\ \sigma_{sc}^\pm(-)&= \sigma(\cos \theta_{\tau^-} > 0, \sin \phi_{h^\pm} < 0) + \sigma(\cos \theta_{\tau^-} < 0, \sin \phi_{h^\pm} > 0). \end{aligned} \quad (10)$$

Superscripts \pm indicate the charge of the τ , while $+$ or $-$ signs in parenthesis indicate angular regions. Subscripts indicate combinations of sines and cosines [8]. These asymmetries are directly related to the weak dipole moments as given below:

$$\begin{aligned} A_{cc}^{\pi^\mp} &= \pm \delta_{cc}^\pi \pm \kappa_{cc}^\pi \operatorname{Re}(a_\tau^w) & A_s^{\pi^\mp} &= \pm \kappa_s^\pi \operatorname{Im}(a_\tau^w) & A_{sc}^{\pi^\mp} &= -\kappa_{sc}^\pi \frac{2m_\tau}{e} \operatorname{Re}(d_\tau^w); \\ A_{cc}^{\rho^\mp} &= \pm \delta_{cc}^\rho \pm \kappa_{cc}^\rho \operatorname{Re}(a_\tau^w) & A_s^{\rho^\mp} &= \pm \kappa_s^\rho \operatorname{Im}(a_\tau^w) & A_{sc}^{\rho^\mp} &= -\kappa_{sc}^\rho \frac{2m_\tau}{e} \operatorname{Re}(d_\tau^w). \end{aligned} \quad (11)$$

The coefficients δ_i^h and κ_i^h with $i = cc, s, sc$ are obtained by integration of Eqn.(2) over the angular regions given in Eqn.(10). The quantities κ_i^h are typically of the order of 10, while δ_i^h are $10^{-5}\kappa_i^h$. The latter are therefore neglected in this measurement. The values of Γ_Z , m_Z , m_τ , g_V , g_A and $\sin^2\theta_W$ are taken from Ref. [11].

Flight Direction Reconstruction of the τ

The angle ϕ_h is obtained by reconstructing the τ direction of flight. An illustration of the event kinematics is shown in Fig. 2. Assuming that the τ leptons are produced back-to-back and their energies are $E_\tau = m_Z/2$, the angle between the hadron h^\pm and the τ^\pm is:

$$\cos\theta_{h^\pm\tau^\pm} = \frac{m_Z E_{h^\pm} - m_\tau^2 - m_{h^\pm}^2}{\sqrt{(m_Z^2 - 4m_\tau^2)(E_{h^\pm}^2 - m_{h^\pm}^2)}}. \quad (12)$$

If we define the unit vectors:

$$\begin{aligned} \hat{n}_1 &= \hat{n}_2 \times \hat{n}_3 = \frac{1}{\sin\psi}(\hat{p}_{h^-} - \hat{p}_{h^+} \cos\psi); \\ \hat{n}_2 &= \frac{1}{\sin\psi}(\hat{p}_{h^-} \times \hat{p}_{h^+}); \\ \hat{n}_3 &= -\hat{p}_{h^+}, \end{aligned} \quad (13)$$

where $\cos\psi = \hat{p}_{h^-} \cdot \hat{p}_{h^+}$, and \hat{p}_{h^\pm} are unit vectors in the direction of the hadron h^\pm momenta, the τ direction can be written $\hat{e}_\tau = a\hat{n}_1 + b\hat{n}_2 + c\hat{n}_3$, where

$$\begin{aligned} a &= \frac{1}{\sin\psi}(\cos\theta_{h^-\tau^-} + \cos\theta_{h^+\tau^+} \cos\psi); \\ c &= \cos\theta_{h^+\tau^+}; \\ b &= \pm\sqrt{1 - a^2 - c^2}. \end{aligned} \quad (14)$$

The ambiguity in the τ direction reconstruction is reflected in the sign ambiguity of the b parameter.

Selection of the Data

This analysis uses the complete data sample collected by L3 from 1991 to 1995 at energies around the Z mass, corresponding to an integrated luminosity of 150 pb^{-1} . The L3 detector is described elsewhere [12]. The analysis is restricted to events with $|\cos\theta_{thrust}| < 0.7$. A preselection of leptonic Z decays is done, requiring low multiplicity events with back-to-back topology. This preselection rejects backgrounds such as hadronic Z decays, two-photon events and beam-gas interactions. Each event is divided in two hemispheres by a plane perpendicular to the thrust axis. Hadronic τ decays are identified by requiring, in each hemisphere, a track in the central tracking detector pointing to an energy deposition in the calorimeters which is

not consistent with an electromagnetic shower or a minimum ionizing particle in the hadron calorimeter. Then an algorithm [13] is applied to determine the number of neutral electromagnetic showers and their energies. Two distinct neutral electromagnetic showers form a π^0 candidate if their invariant mass is within 40 MeV of the π^0 mass. A single neutral electromagnetic shower forms a π^0 candidate if its energy exceeds 1 GeV. Its transverse energy profile must be consistent with a single electromagnetic shower or a two-photon hypothesis for which the invariant mass is within 50 MeV of the π^0 mass.

The $\tau^- \rightarrow \pi^- \nu_\tau$ ¹⁾ selection admits no π^0 candidates and no neutral showers with energy greater than 0.5 GeV. The calorimetric energy deposition must be consistent with the measured track momentum.

To select $\tau^- \rightarrow \rho^- \nu_\tau$ decays, exactly one π^0 candidate is required in the hemisphere. The invariant mass of the $\pi\pi^0$ system must be between 0.45 GeV and 1.2 GeV and its energy must be larger than 5 GeV.

A total of 8638 events is selected and classified as one of the following final states:

- (i) $e^+e^- \rightarrow \tau^+\tau^- \rightarrow \rho^+\bar{\nu}_\tau\rho^-\nu_\tau$;
- (ii) $e^+e^- \rightarrow \tau^+\tau^- \rightarrow \pi^+\bar{\nu}_\tau\rho^-\nu_\tau$ or $\rho^+\bar{\nu}_\tau\pi^-\nu_\tau$;
- (iii) $e^+e^- \rightarrow \tau^+\tau^- \rightarrow \pi^+\bar{\nu}_\tau\pi^-\nu_\tau$.

The number of events, the efficiency and the background fraction for each channel are quoted in Table 1. The efficiency and the background fraction are determined from a Monte Carlo sample [14,15], which is passed through the full detector simulation, reconstruction and selection procedure. The background arises from misidentified τ decays. The non- τ background is negligible.

Final State	Number of events	Efficiency (%)	Background (%)
(i)	3703	43	25
(ii)	3783	44	24
(iii)	1152	51	24

Table 1: Efficiencies and backgrounds for the selected sample inside the fiducial volume.

Analysis

The algorithm for the τ flight direction reconstruction described previously is applied to the selected data and Monte Carlo samples. The samples are divided into two subsets, the first consisting of events taken between 1991 and 1993 and the second taken in 1994 and 1995. This is done because the Silicon Microvertex Detector [16] has been available since 1994, allowing for a more precise measurement of tracks.

¹⁾No distinction between charged pions and kaons is made. Charge conjugate decays are considered by implication.

The reconstruction algorithm can give zero, one or two solutions, which correspond to $b^2 < 0$, $b^2 = 0$ or $b^2 > 0$, respectively. The case of no solution occurs because of finite detector resolution or because the initial/final state radiation distorts the back-to-back topology. In this case, the event is not used in the analysis. The fraction of reconstructed events is 55% for the 1991-1993 sample and 64% for the 1994-1995 sample. Fig. 3 shows the distributions of the b^2 parameter in both samples for data and Monte Carlo. The good agreement shows that the efficiency and the resolution in the reconstruction is the same for data and Monte Carlo.

The resolution in the reconstruction of the τ flight direction has been studied using Monte Carlo events and is shown in Fig. 4 for the π - π channel. In this analysis, for most of the events, the two possible τ flight directions are used, each contributing with weight 1/2. In the data sample from 94-95, the ambiguity in b is solved [17] for the π - π subsample with an efficiency varying between 80% and 60% for low and high track momentum, respectively. The ambiguity in the τ flight direction and the influence of the resolution of the detector change the theoretical relations of Eqn.(11). This effect is taken into account in the following way. First, a Monte Carlo study is performed, to obtain the resolution function for ϕ_h . Modified expressions are then obtained by convoluting this resolution function with the theoretical cross section of Eqn.(8), and taking into account the cross feed between channels (i), (ii), and (iii) and other background:

$$\begin{pmatrix} A_{cc} \\ A_{sc} \\ A_s \end{pmatrix} = \mathcal{M} \begin{pmatrix} Re(a_\tau^w) \\ m_\tau d_\tau^w/e \\ Im(a_\tau^w) \end{pmatrix} \quad (15)$$

with a different matrix \mathcal{M} for each decay channel [18]. The effects of the detector resolution and of the ambiguity in the τ flight direction slightly reduce the sensitivity of the measurement of the weak dipole moments. As the off-diagonal terms of \mathcal{M} are not zero, there is a small mixing among the weak dipole moments in the asymmetries.

This analysis has been checked with Monte Carlo samples corresponding to large values of the weak dipole moments. After applying the complete procedure, the input values were recovered.

Systematic Errors

The main sources of systematic errors in the asymmetries are the reconstruction of the τ flight direction and the selection criteria.

The systematic error associated to the reconstruction of the τ direction arises from four sources: the uncertainties in the resolution functions, the detector homogeneity, the detector alignment with respect to the electron beam and photon radiation. To obtain the contribution due to the resolution, the uncertainty in the width of the resolution functions has been propagated to the asymmetries. This amounts to 0.013 (0.026) for 1991-1993 sample and 0.010 (0.024) for the 1994-1995 sample in the ρ (π) channel. The homogeneity of the detector has been studied using a dimuon sample which is known to have a back-to-back topology. This analysis was done in steps of the azimuthal and polar angle and no distortion in the detector was observed. The contribution to the systematic error is determined to be 0.002 (0.003) in the ρ (π) channel. The alignment of the detector with respect to the electron beam was studied using radiative dimuon events and found to be perfect. The effect of photon radiation has

been estimated by using the KORALZ generator [14]. Two independent samples have been generated, one of them including photon radiation and the other one not including it. The difference in the asymmetries obtained using these two samples, of 0.001 (0.002) in the ρ (π) channel, is assigned as the systematic error.

		1991-1993	1994-1995
		ΔA	
Source			
Channel $\tau \rightarrow \rho\nu_\tau$	τ Direction Reconstruction	0.013	0.010
	Selection cuts	0.009	0.013
	Finite MC Statistics	0.003	0.002
Channel $\tau \rightarrow \pi\nu_\tau$	τ Direction Reconstruction	0.026	0.024
	Selection cuts	0.011	0.015
	Finite MC Statistics	0.004	0.004

Table 2: Breakdown of the systematic error ΔA on the azimuthal asymmetries A_{cc} , A_s and A_{sc} .

To estimate the contribution to the systematic error of the selection, the cuts have been varied within 20% and the fraction of background has been varied within one standard deviation.

Finally, we took account for the effect of limited Monte Carlo statistics on the efficiencies. No charge dependence of the efficiencies was observed. The estimated systematic errors are given in Table 2. These values apply to all the asymmetries.

Results and Conclusions

Distributions in the azimuthal angle ϕ_h for the selected events are shown in Fig. 5 for the complete data sample. The measured values for the asymmetries A_{cc} , A_{sc} , A_s are given in Table 3.

		A_{cc}	A_{sc}	A_s
$\tau^- \rightarrow \rho^- \nu_\tau$	91-93	$0.005 \pm 0.021 \pm 0.016$	$-0.009 \pm 0.021 \pm 0.016$	$-0.016 \pm 0.021 \pm 0.016$
	94-95	$0.000 \pm 0.018 \pm 0.016$	$0.036 \pm 0.018 \pm 0.016$	$-0.009 \pm 0.018 \pm 0.016$
$\tau^+ \rightarrow \rho^+ \bar{\nu}_\tau$	91-93	$0.027 \pm 0.020 \pm 0.016$	$-0.010 \pm 0.020 \pm 0.016$	$0.004 \pm 0.020 \pm 0.016$
	94-95	$0.028 \pm 0.018 \pm 0.016$	$-0.008 \pm 0.018 \pm 0.016$	$-0.015 \pm 0.018 \pm 0.016$
$\tau^- \rightarrow \pi^- \nu_\tau$	91-93	$0.044 \pm 0.029 \pm 0.028$	$0.032 \pm 0.029 \pm 0.028$	$-0.015 \pm 0.029 \pm 0.028$
	94-95	$-0.019 \pm 0.024 \pm 0.028$	$-0.010 \pm 0.024 \pm 0.028$	$0.011 \pm 0.024 \pm 0.028$
$\tau^+ \rightarrow \pi^+ \bar{\nu}_\tau$	91-93	$-0.028 \pm 0.029 \pm 0.028$	$0.038 \pm 0.029 \pm 0.028$	$0.022 \pm 0.029 \pm 0.028$
	94-95	$0.029 \pm 0.025 \pm 0.028$	$-0.024 \pm 0.025 \pm 0.028$	$0.031 \pm 0.025 \pm 0.028$

Table 3: Measured azimuthal asymmetries for each channel. The first error is statistical and the second is systematic.

The values of the weak dipole moments are obtained by solving Eqns.(15). Combining the results for each weak moment taking systematic errors and their correlations into account yields the final results:

$$Re(a_\tau^w) = (0.0 \pm 1.6 \pm 2.3) \times 10^{-3} ;$$

$$Im(a_\tau^w) = (-1.0 \pm 3.6 \pm 4.3) \times 10^{-3} ;$$

$$Re(d_\tau^w) = (-0.44 \pm 0.88 \pm 1.33) \times 10^{-17} e \cdot \text{cm} ,$$

where the first error is statistical and the second is systematic. The values are compatible with the predictions of the Standard Model. The limits at 95% C. L. are $|Re(a_\tau^w)| < 4.5 \times 10^{-3}$, $|Im(a_\tau^w)| < 9.9 \times 10^{-3}$, $|Re(d_\tau^w)| < 3.0 \times 10^{-17} e \cdot \text{cm}$.

Acknowledgments

We wish to express our gratitude to the CERN accelerator divisions for the excellent performance of the LEP machine. We acknowledge the effort of all engineers and technicians who have participated in the construction and maintenance of the experiment.

The L3 Collaboration:

M. Acciarri,²⁷ O. Adriani,¹⁶ M. Aguilar-Benitez,²⁶ S. Ahlen,¹¹ J. Alcaraz,²⁶ G. Alemani,²² J. Allaby,¹⁷ A. Aloisio,²⁹ M.G. Alvigi,²⁹ G. Ambrosi,¹⁹ H. Anderhub,⁴⁹ V.P. Andreev,³⁸ T. Angelescu,¹³ F. Anselmo,⁹ A. Arefiev,²⁸ T. Azemoon,³ T. Aziz,¹⁰ P. Bagnaia,³⁷ L. Baksay,⁴⁴ R.C. Ball,³ S. Banerjee,¹⁰ Sw. Banerjee,¹⁰ K. Banicz,⁴⁶ A. Barczyk,^{49,47} R. Barillere,¹⁷ L. Barone,³⁷ P. Bartalini,³⁴ A. Baschirotto,²⁷ M. Basile,⁹ R. Battiston,³⁴ A. Bay,²² F. Becattini,¹⁶ U. Becker,¹⁵ F. Behner,⁴⁹ J. Berdugo,²⁶ P. Berges,¹⁵ B. Bertucci,³⁴ B.L. Betev,⁴⁹ S. Bhattacharya,¹⁰ M. Biasini,¹⁷ A. Biland,⁴⁹ G.M. Bilei,³⁴ J.J. Blaising,⁴ S.C. Blyth,³⁵ G.J. Bobbink,² R. Bock,¹ A. Böhm,¹ L. Boldizar,¹⁴ B. Borgia,³⁷ D. Bourilkov,⁴⁹ M. Bourquin,¹⁹ D. Boutigny,⁴ S. Braccini,¹⁹ J.G. Branson,⁴⁰ V. Brigljevic,⁴⁹ I.C. Brock,³⁵ A. Buffini,¹⁶ A. Buijs,⁴⁵ J.D. Burger,¹⁵ W.J. Burger,¹⁹ J. Busenitz,⁴⁴ X.D. Cai,¹⁵ M. Campanelli,⁴⁹ M. Capell,¹⁵ G. Cara Romeo,⁹ G. Carlino,²⁹ A.M. Cartacci,¹⁶ J. Casaus,²⁶ G. Castellini,¹⁶ F. Cavallar,³⁷ N. Cavallo,²⁹ C. Cecchi,¹⁹ M. Cerrada,²⁶ F. Cesaroni,²³ M. Chamizo,²⁶ Y.H. Chang,⁵¹ U.K. Chaturvedi,¹⁸ S.V. Chekanov,³¹ M. Chemarin,²⁵ A. Chen,⁵¹ G. Chen,⁷ G.M. Chen,⁷ H.F. Chen,²⁰ H.S. Chen,⁷ M. Chen,¹⁵ G. Chiefari,²⁹ C.Y. Chien,¹⁵ L. Cifarelli,³⁹ F. Cindolo,⁹ C. Civinini,¹⁶ I. Clare,¹⁵ R. Clare,¹⁵ H.O. Cohn,³² G. Coignet,⁴ A.P. Colijn,² N. Colino,²⁶ S. Costantini,⁸ F. Cotorobai,¹³ B. de la Cruz,²⁶ A. Csilling,¹⁴ T.S. Dai,¹⁵ R.D. Alessandri,¹⁶ R. de Asmundis,²⁹ A. Degré,⁴ K. Deiters,⁴⁷ P. Denes,³⁶ F. DeNotaristefani,³⁷ D. DiBitonto,⁴⁴ M. Diemoz,³⁷ D. van Dierendonck,² F. Di Lodovico,⁴⁹ C. Dionisi,³⁷ M. Dittmar,⁴⁹ A. Dominguez,⁴⁰ A. Doria,²⁹ M.T. Dova,^{18,†} E. Drago,²⁹ D. Duchesneau,⁴ P. Duinker,² I. Duran,⁴¹ S. Dutta,¹⁰ S. Easo,³⁴ Yu. Efremenko,³² H. El Mamouni,²⁵ A. Engler,³⁵ F.J. Eppling,¹⁵ F.C. Ern e,² J.P. Ernenwein,²⁵ P. Extermann,¹⁹ M. Fabre,⁴⁷ R. Faccini,³⁷ S. Falciano,³⁷ A. Favara,¹⁶ J. Fay,²⁵ O. Fedin,³⁸ M. Felcini,⁴⁹ B. Fenyi,⁴⁴ T. Ferguson,³⁵ F. Ferroni,³⁷ H. Fesefeldt,¹ E. Fiandrini,³⁴ J.H. Field,¹⁹ F. Filthaut,³⁵ P.H. Fisher,¹⁵ I. Fisk,⁴⁰ G. Forconi,¹⁵ L. Fredj,¹⁹ K. Freudenreich,⁴⁹ C. Furetta,²⁷ Yu. Galaktionov,^{28,15} S.N. Ganguli,¹⁰ P. Garcia-Abia,⁶ S.S. Gau,¹² S. Gentile,³⁷ J. Gerald,⁵ N. Gheordanescu,¹³ S. Giagu,³⁷ S. Goldfarb,²² J. Goldstein,¹¹ Z.F. Gong,²⁰ A. Gougas,⁵ G. Gratta,³³ M.W. Gruenewald,⁸ V.K. Gupta,³⁶ A. Gurtu,¹⁰ L.J. Gutay,⁴⁶ D. Haas,⁶ B. Hartmann,¹ A. Hasan,³⁰ D. Hatzifotiadou,⁹ T. Hebbeker,⁸ A. Herve,¹⁷ J. Hirschfelder,³⁵ W.C. van Hoek,³¹ H. Hofer,³⁵ H. Hoorani,³⁵ S.R. Hou,⁵¹ G. Hu,⁵ V. Innocente,¹⁷ K. Jenkes,¹ B.N. Jin,⁷ L.W. Jones,³ P. de Jong,¹⁷ I. Josa-Mutuberria,²⁶ A. Kasser,²² R.A. Khan,¹⁸ D. Kamrad,⁴⁸ Yu. Kamyshkov,³² J.S. Kapustinsky,²⁴ Y. Karyotakis,⁴ M. Kaur,^{18,◊} M.N. Kienzle-Focacci,¹⁹ D. Kim,³⁷ D.H. Kim,⁴³ J.K. Kim,⁴³ S.C. Kim,⁴³ W.W. Kinnison,²⁴ A. Kirkby,³³ D. Kirkby,³³ J. Kirkby,¹⁷ D. Kiss,¹⁴ W. Kittel,³¹ A. Klimentov,^{15,28} A.C. K nig,³¹ A. Kopp,⁴⁸ I. Korolko,²⁸ V. Koutsenko,^{15,28} R.W. Kraemer,³⁵ W. Krenz,¹ A. Kunin,^{15,28} P. Lacentre,^{48,†,‡} P. Ladron de Guevara,²⁶ G. Landi,¹⁶ C. Lapoint,¹⁵ K. Lassila-Perini,⁴⁹ P. Laurikainen,²¹ A. Lavorato,³⁹ M. Lebeau,¹⁷ A. Lebedev,¹⁵ P. Lebrun,²⁵ P. Lecomte,⁴⁹ P. Lecco,¹⁷ P. Le Coultre,⁴⁹ H.J. Lee,⁸ C. Leggett,³ J.M. Le Goff,¹⁷ R. Leist,⁴⁸ E. Leonardi,³⁷ P. Levchenko,³⁸ C. Li,²⁰ C.H. Lin,⁵¹ W.T. Lin,⁵¹ F.L. Linde,^{2,17} L. Lista,²⁹ Z.A. Liu,⁷ W. Lohmann,⁴⁸ E. Longo,³⁷ W. Lu,³³ Y.S. Lu,⁷ K. L ubelsmeyer,¹ C. Luci,³⁷ D. Luckey,¹⁵ L. Luminari,³⁷ W. Lustermann,⁴⁷ W.G. Ma,²⁰ M. Maity,¹⁰ G. Majumder,¹⁰ L. Malgeri,³⁷ A. Malinin,²⁶ C. Ma a,²⁶ D. Mangeol,¹⁵ S. Mangla,¹⁰ P. Marchesini,⁴⁹ A. Marin,¹¹ J.P. Martin,²⁵ F. Marzano,³⁷ G.G.G. Massaro,² D. McNally,¹⁷ S. Mele,¹⁷ L. Merola,²⁹ M. Meschini,¹⁶ W.J. Metzger,³¹ M. von der Mey,¹ Y. Mi,²² D. Migani,⁹ A. Mihil,³ A.J.W. van Mil,³¹ H. Milcent,¹⁷ G. Mirabelli,³⁷ J. Mnich,¹⁷ P. Molnar,⁸ B. Monteleoni,¹⁶ R. Moore,³ T. Moulk,¹⁰ R. Mount,³³ F. Muheim,¹⁹ A.J.M. Muijs,² S. Nahn,¹⁵ M. Napolitano,²⁹ F. Nessi-Tedaldi,⁴⁹ H. Newman,³³ T. Niessen,¹ A. Nippe,²² A. Nisati,³⁷ H. Nowak,⁴⁸ Y.D. Oh,⁴³ H. Opitz,¹ G. Organtini,³⁷ R. Ostonen,²¹ S. Palit,¹² C. Palomares,²⁶ D. Pandoulas,¹ S. Paoletti,³⁷ P. Paolucci,²⁹ H.K. Park,³⁵ I.H. Park,⁴³ G. Pascale,³⁷ G. Passaleva,¹⁷ S. Patricelli,²⁹ T. Paul,¹² M. Pauluzzi,³⁴ C. Paus,¹⁷ F. Pauss,⁴⁹ D. Peach,¹⁷ Y.J. Pei,¹ S. Pensotti,²⁷ D. Perret-Gallix,⁴ B. Petersen,³¹ S. Petrak,⁸ A. Pevsner,⁵ D. Piccolo,²⁹ M. Pieri,¹⁶ P.A. Pirou e,³⁶ E. Pistolesi,²⁷ V. Plyaskin,²⁸ M. Pohl,⁴⁹ V. Pojidaev,^{28,16} H. Postema,¹⁵ N. Produit,¹⁹ D. Prokofiev,³⁸ J. Quartieri,³⁹ G. Rahal-Callot,⁴⁹ N. Raja,¹⁰ P.G. Rancoita,²⁷ M. Rattaggi,²⁷ G. Raven,⁴⁰ P. Razi s,³⁰ K. Read,³² D. Ren,⁴⁹ M. Rescigno,³⁷ S. Reucroft,¹² T. van Rhee,⁴⁵ S. Riemann,⁴⁸ K. Riles,³ O. Rind,³ A. Robohm,⁴⁹ J. Rodin,¹⁵ B.P. Roe,³ L. Romero,²⁶ S. Rosier-Lees,⁴ Ph. Rosselet,²² W. van Rossum,⁴⁵ S. Roth,¹ J.A. Rubio,¹⁷ D. Ruschmeier,⁸ H. Rykaczewski,⁴⁹ J. Salicio,¹⁷ E. Sanchez,²⁶ M.P. Sanders,³¹ M.E. Sarakinos,²¹ S. Sarkar,¹⁰ G. Sauvage,⁴ C. Sch afer,¹ V. Schegelsky,³⁸ S. Schmidt-Kaerst,¹ D. Schmitz,¹ M. Schneegans,⁴ N. Scholz,⁴⁹ H. Schopper,⁵⁰ D.J. Schotanus,³¹ J. Schwenke,¹ G. Schwering,¹ C. Sciacca,²⁹ D. Sciarrino,¹⁹ L. Servoli,³⁴ S. Shevchenko,³³ N. Shivarov,⁴² V. Shoutko,²⁸ J. Shukla,²⁴ E. Shumilov,²⁸ A. Shvorob,³³ T. Siedenburg,¹ D. Son,⁴³ V. Soulimov,²⁹ B. Smit h,¹⁵ P. Spillantini,¹⁶ M. Steuer,¹⁵ D.P. Stickland,³⁶ H. Stone,³⁶ B. Stoyanov,⁴² A. Straessner,¹ K. Sudhakar,¹⁰ G. Sultanov,¹⁸ L.Z. Sun,²⁰ G.F. Susinno,¹⁹ H. Suter,⁴⁹ J.D. Swain,¹⁸ X.W. Tang,⁷ L. Tauscher,⁶ L. Taylor,¹² Samuel C. C. Ting,¹⁵ S.M. Ting,¹⁵ S.C. Tonwar,¹⁰ J. T oth,¹⁴ C. Tully,³⁶ H. Tuchscherer,⁴⁴ K.L. Tung,⁷ Y. Uchida,¹⁵ J. Ulbricht,⁴⁹ U. Uwer,¹⁷ E. Valente,³⁷ G. Vesztergombi,¹⁴ I. Vet litsky,²⁸ G. Viertel,⁴⁹ M. Vivargent,⁴ S. Vlachos,⁶ R. V olkert,⁴⁸ H. Vogel,³⁵ H. Vogt,⁴⁸ I. Vorobiev,^{17,28} A.A. Vorobyov,³⁸ A. Vorvolakos,³⁰ M. Wadhwa,⁶ W. Wallraff,¹ J.C. Wang,¹⁵ X.L. Wang,²⁰ Z.M. Wang,²⁰ A. Weber,¹ S.X. Wu,¹⁵ S. Wynnhoff,¹ J. Xu,¹¹ Z.Z. Xu,²⁰ B.Z. Yang,²⁰ C.G. Yang,⁷ X.Y. Yao,⁷ J.B. Ye,²⁰ S.C. Yeh,⁵² J.M. You,³⁵ An. Zalite,³⁸ Yu. Zalite,³⁸ P. Zemp,⁴⁹ Y. Zeng,¹ Z. Zhang,⁷ Z.P. Zhang,²⁰ B. Zhou,¹¹ Y. Zhou,³ G.Y. Zhu,⁷ R.Y. Zhu,³³ A. Zichichi,^{9,17,18} F. Ziegler,⁴⁸

- 1 I. Physikalisches Institut, RWTH, D-52056 Aachen, FRG[§]
 - III. Physikalisches Institut, RWTH, D-52056 Aachen, FRG[§]
 - 2 National Institute for High Energy Physics, NIKHEF, and University of Amsterdam, NL-1009 DB Amsterdam, The Netherlands
 - 3 University of Michigan, Ann Arbor, MI 48109, USA
 - 4 Laboratoire d'Annecy-le-Vieux de Physique des Particules, LAPP, IN2P3-CNRS, BP 110, F-74941 Annecy-le-Vieux CEDEX, France
 - 5 Johns Hopkins University, Baltimore, MD 21218, USA
 - 6 Institute of Physics, University of Basel, CH-4056 Basel, Switzerland
 - 7 Institute of High Energy Physics, IHEP, 100039 Beijing, China[△]
 - 8 Humboldt University, D-10099 Berlin, FRG[§]
 - 9 University of Bologna and INFN-Sezione di Bologna, I-40126 Bologna, Italy
 - 10 Tata Institute of Fundamental Research, Bombay 400 005, India
 - 11 Boston University, Boston, MA 02215, USA
 - 12 Northeastern University, Boston, MA 02115, USA
 - 13 Institute of Atomic Physics and University of Bucharest, R-76900 Bucharest, Romania
 - 14 Central Research Institute for Physics of the Hungarian Academy of Sciences, H-1525 Budapest 114, Hungary[‡]
 - 15 Massachusetts Institute of Technology, Cambridge, MA 02139, USA
 - 16 INFN Sezione di Firenze and University of Florence, I-50125 Florence, Italy
 - 17 European Laboratory for Particle Physics, CERN, CH-1211 Geneva 23, Switzerland
 - 18 World Laboratory, FBLJA Project, CH-1211 Geneva 23, Switzerland
 - 19 University of Geneva, CH-1211 Geneva 4, Switzerland
 - 20 Chinese University of Science and Technology, USTC, Hefei, Anhui 230 029, China[△]
 - 21 SEFT, Research Institute for High Energy Physics, P.O. Box 9, SF-00014 Helsinki, Finland
 - 22 University of Lausanne, CH-1015 Lausanne, Switzerland
 - 23 INFN-Sezione di Lecce and Università Degli Studi di Lecce, I-73100 Lecce, Italy
 - 24 Los Alamos National Laboratory, Los Alamos, NM 87544, USA
 - 25 Institut de Physique Nucléaire de Lyon, IN2P3-CNRS, Université Claude Bernard, F-69622 Villeurbanne, France
 - 26 Centro de Investigaciones Energeticas, Medioambientales y Tecnológicas, CIEMAT, E-28040 Madrid, Spain^b
 - 27 INFN-Sezione di Milano, I-20133 Milan, Italy
 - 28 Institute of Theoretical and Experimental Physics, ITEP, Moscow, Russia
 - 29 INFN-Sezione di Napoli and University of Naples, I-80125 Naples, Italy
 - 30 Department of Natural Sciences, University of Cyprus, Nicosia, Cyprus
 - 31 University of Nijmegen and NIKHEF, NL-6525 ED Nijmegen, The Netherlands
 - 32 Oak Ridge National Laboratory, Oak Ridge, TN 37831, USA
 - 33 California Institute of Technology, Pasadena, CA 91125, USA
 - 34 INFN-Sezione di Perugia and Università Degli Studi di Perugia, I-06100 Perugia, Italy
 - 35 Carnegie Mellon University, Pittsburgh, PA 15213, USA
 - 36 Princeton University, Princeton, NJ 08544, USA
 - 37 INFN-Sezione di Roma and University of Rome, "La Sapienza", I-00185 Rome, Italy
 - 38 Nuclear Physics Institute, St. Petersburg, Russia
 - 39 University and INFN, Salerno, I-84100 Salerno, Italy
 - 40 University of California, San Diego, CA 92093, USA
 - 41 Dept. de Física de Partículas Elementales, Univ. de Santiago, E-15706 Santiago de Compostela, Spain
 - 42 Bulgarian Academy of Sciences, Central Lab. of Mechatronics and Instrumentation, BU-1113 Sofia, Bulgaria
 - 43 Center for High Energy Physics, Korea Adv. Inst. of Sciences and Technology, 305-701 Taejon, Republic of Korea
 - 44 University of Alabama, Tuscaloosa, AL 35486, USA
 - 45 Utrecht University and NIKHEF, NL-3584 CB Utrecht, The Netherlands
 - 46 Purdue University, West Lafayette, IN 47907, USA
 - 47 Paul Scherrer Institut, PSI, CH-5232 Villigen, Switzerland
 - 48 DESY-Institut für Hochenergiephysik, D-15738 Zeuthen, FRG
 - 49 Eidgenössische Technische Hochschule, ETH Zürich, CH-8093 Zürich, Switzerland
 - 50 University of Hamburg, D-22761 Hamburg, FRG
 - 51 National Central University, Chung-Li, Taiwan, China
 - 52 Department of Physics, National Tsing Hua University, Taiwan, China
- [§] Supported by the German Bundesministerium für Bildung, Wissenschaft, Forschung und Technologie
[‡] Supported by the Hungarian OTKA fund under contract numbers T14459, T19181 and T24011.
^b Supported also by the Comisión Interministerial de Ciencia y Tecnología
[‡] Also supported by CONICET and Universidad Nacional de La Plata, CC 67, 1900 La Plata, Argentina
[‡] Supported by Deutscher Akademischer Austauschdienst.
[◇] Also supported by Panjab University, Chandigarh-160014, India
[△] Supported by the National Natural Science Foundation of China.

References

- [1] J. Bernabéu, G. A. González-Sprinberg, M. Tung, J. Vidal, Nucl. Phys. **B436** (1995) 474.
- [2] M. J. Booth, University of Chicago Report No. EFI-93-02 [hep-ph/9301293].
- [3] M. C. González-García, S. F. Novaes, Phys. Lett. **B389** (1996) 707 [CERN-TH/96-185].
- [4] W. Bernreuther, U. Löw, J. P. Ma, O. Nachtmann, Z. Phys. **C43** (1989) 117;
W. Bernreuther, O. Nachtmann, Phys. Rev. Lett. **63** (1989) 2787.
- [5] H. Kühn, F. Wagner, Nucl. Phys. **B236** (1984) 16.
- [6] ALEPH Collaboration, D. Buskulic *et al.*, Phys. Lett. **B346** (1995) 371.
- [7] OPAL Collaboration, K. Ackerstaff *et al.*, Z. Phys. **C74** (1997) 403.
- [8] J. Bernabéu, G. A. González-Sprinberg, J. Vidal, Phys. Lett. **B326** (1994) 168;
U. Stiegler, Z. Phys. **C57** (1993) 511.
- [9] J. Bernabéu, private communication.
- [10] K. Hagiwara, A. D. Martin, D. Zeppenfeld, Phys. Lett. **B235** (1990) 198.
- [11] L3 Collaboration, M. Acciarri *et al.*, Z. Phys. **C62** (1994) 551.
Particle Data Group, R. M. Barnett *et al.*;
Phys. Rev. **D54** (1996) 1 [URL: <http://pdg.lbl.gov/>].
- [12] L3 Collaboration, B. Adeva *et al.*, Nucl. Instr. and Meth. **A289** (1990) 35;
O. Adriani *et al.*, Nucl. Instr. and Meth. **A302** (1991) 53;
K. Deiters *et al.*, Nucl. Instr. and Meth. **A323** (1992) 162;
J. A. Bakken *et al.*, Nucl. Instr. and Meth. **A275** (1989) 81.
- [13] L3 Collaboration, O. Adriani *et al.*, Phys. Lett. **B294** (1992) 466.
- [14] S. Jadach, B. F. L. Ward and Z. Wąs, Comput. Phys. Commun. **66** (1991) 276.
- [15] The L3 detector simulation is based on GEANT Version 3.15.
See R. Brun *et al.*, “GEANT 3”, CERN DD/EE/84-1 (Revised), September 1987.
The GHEISHA program (H. Fesefeldt, RWTH Aachen Report PYTHIA 85/02 (1985)) is
used to simulate hadronic interactions.
- [16] L3 Collaboration, O. Adriani *et al.*, Nucl. Instr. and Meth. **A351** (1994) 300.
- [17] J. H. Kühn, Phys. Lett. **B313** (1993) 458.
- [18] E. Sánchez, Ph. D. Thesis, Universidad Complutense de Madrid (1997).

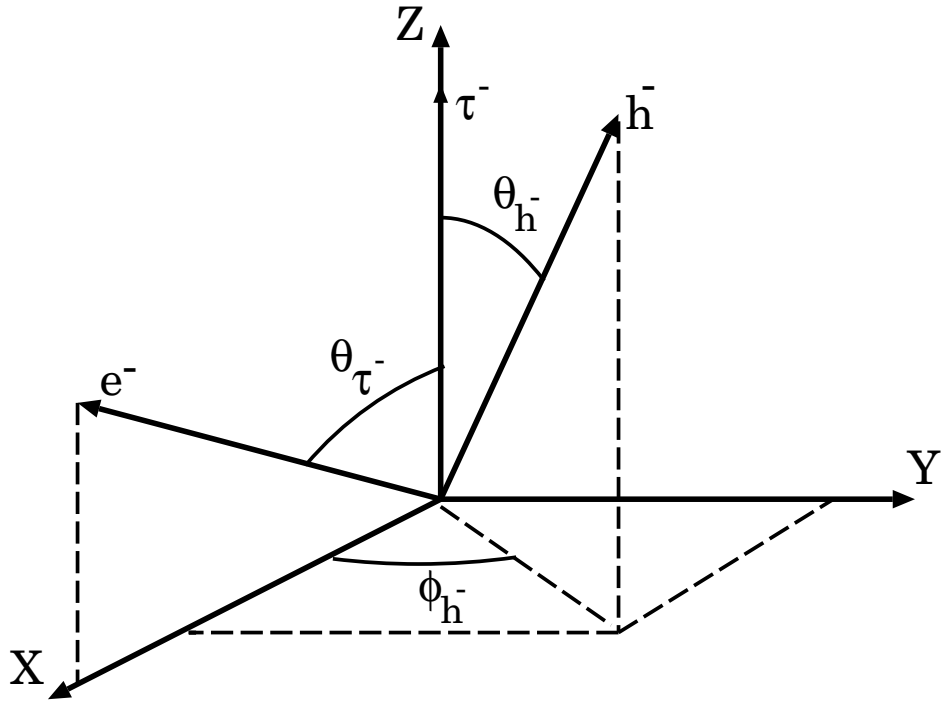


Figure 1: Reference system used in this analysis. The z axis points in the τ flight direction and the x axis is fixed by the plane containing the τ and the electron flight directions.

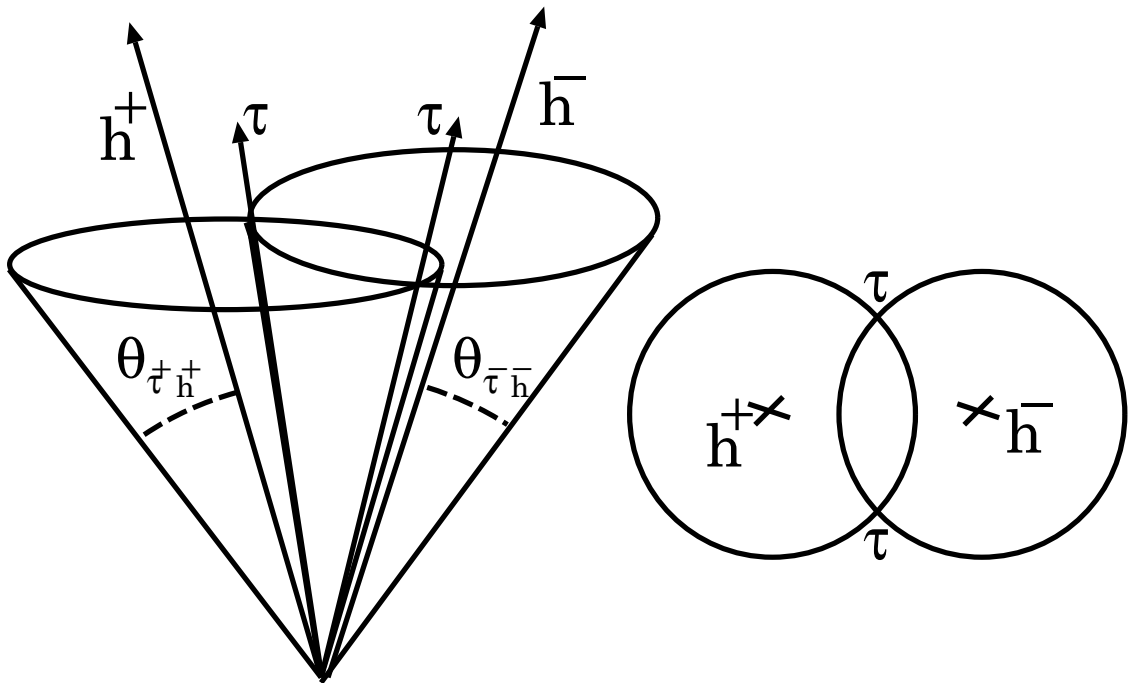


Figure 2: Geometric view of the τ flight direction reconstruction. Each of the hadron directions defines a cone of possible τ directions. The construction involves reflecting one cone in the plane normal to the τ direction. Requiring that the τ 's be produced back-to-back allows one to solve for the τ direction up to a twofold ambiguity.

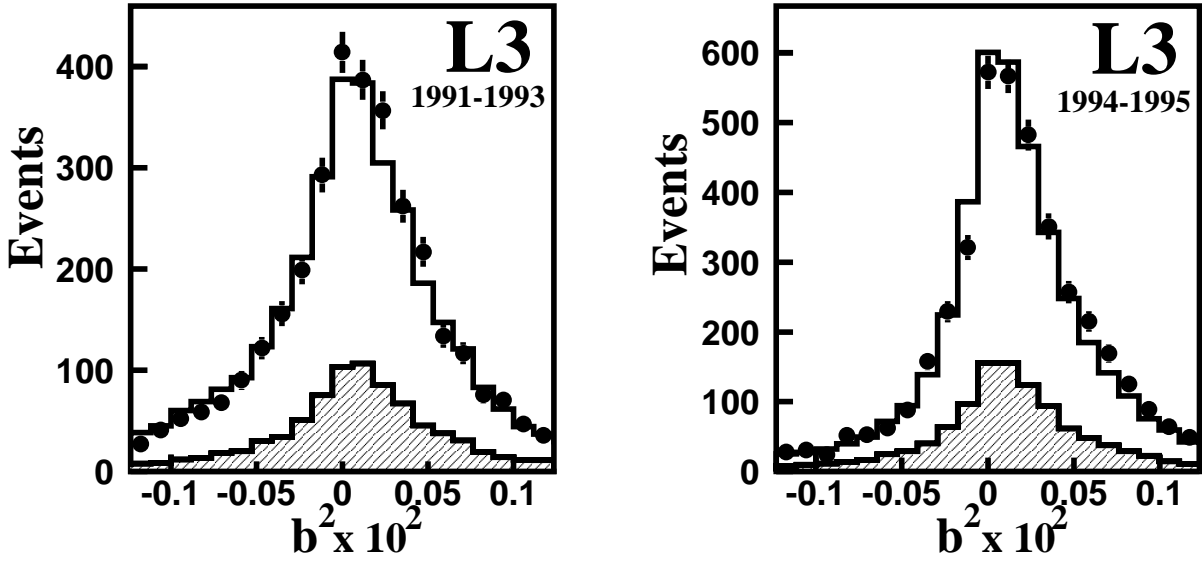


Figure 3: Distribution of the parameter b^2 for data (dots) and Monte Carlo (histogram). The background is shown as hatched histograms.

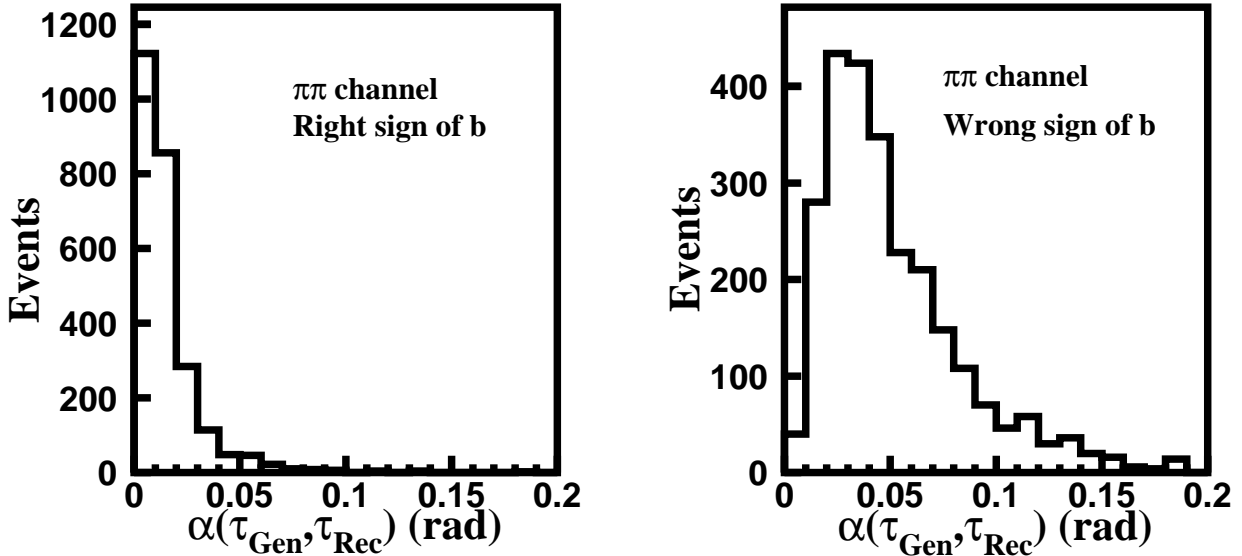


Figure 4: Reconstruction of the τ flight direction for $\pi - \pi$ events. The left plot shows the distribution of the angle α between the reconstructed and the generated τ direction when the ambiguity is solved properly. The right plot shows the same distribution when the wrong solution is taken.

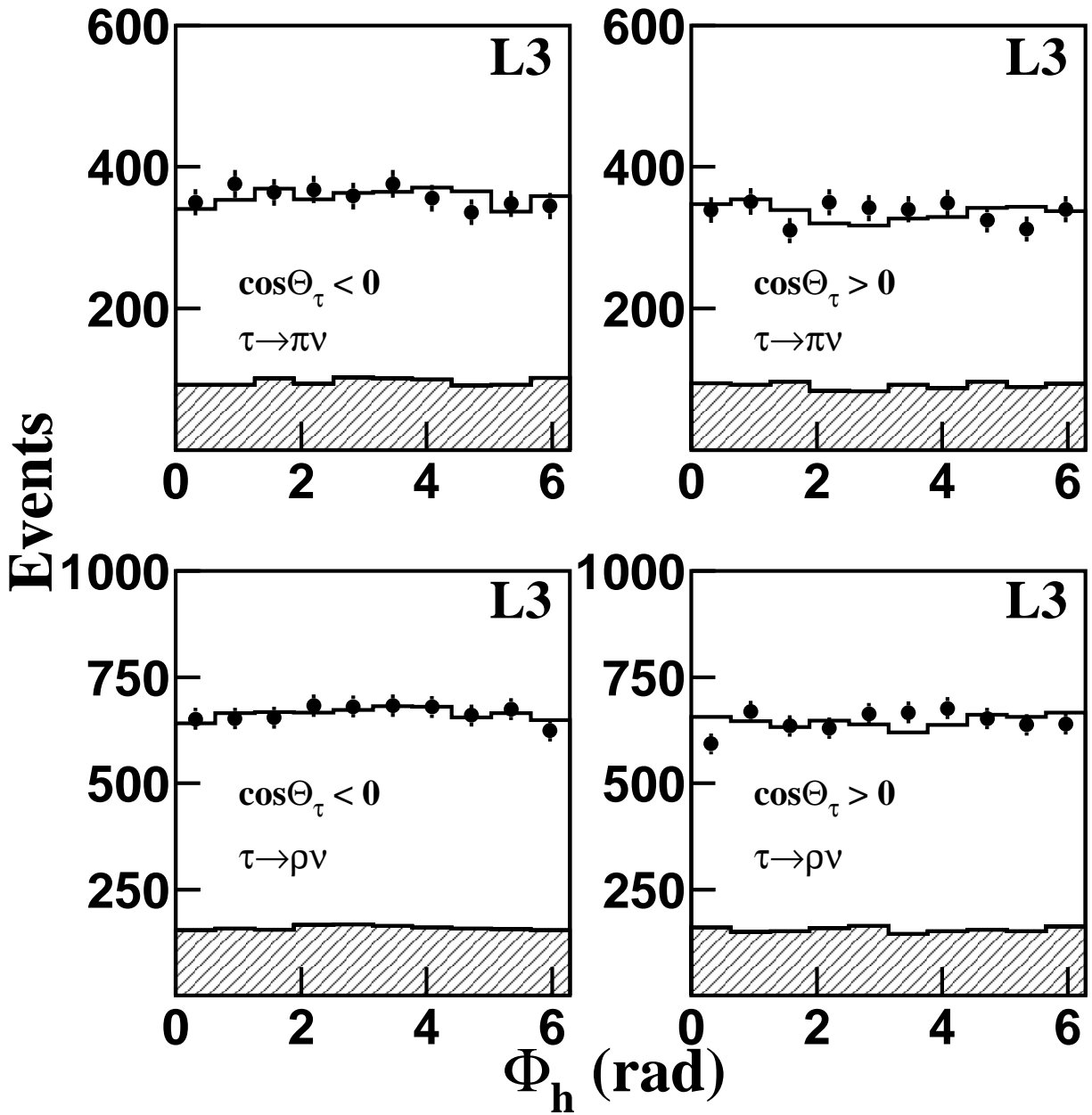


Figure 5: Comparison between data (dots) and the Standard Model Monte Carlo expectations (histograms) for the ϕ_h angular distributions in the regions of $\cos \theta_\tau$ used to determine the asymmetries. The background is shown as hatched histograms.